



Ramanatham & Rao
Chartered Accountants

P. B. No. 2102, Flat # 302, Kala Mansion,
Sarojini Devi Road, Secunderabad - 500 003
E-mail : ramanathamand Rao@gmail.com
Phone : 27814147, 27849305, Fax : 27840307

INDEPENDENT AUDITORS' REPORT

To
The Project Director
Andhra Pradesh Rasthriya Madhyamika Shiksha Abhiyan
Saifabad
Hyderabad.

We have audited the accompanying financial statements of the **Rasthriya Madhyamika Shiksha Abhiyan** which comprise the Balance Sheet as at 1st June, 2014, the Statement of Income and Expenditure and the Receipts and Payments Account for the period from 01-04-2014 to 01-06-2014 and a summary of significant accounting policies and other explanatory information.

Management's Responsibility for the Financial Statements

Management is responsible for the preparation of these financial statements in accordance with the Generally Accepted Accounting Principles (GAAP). This responsibility includes the design, implementation and maintenance of internal control relevant to the preparation and presentation of the financial statements that give a true and fair view and are free from material misstatement, whether due to fraud or error.

Auditor's Responsibility

Our responsibility is to express an opinion on these financial statements based on our audit. We conducted our audit in accordance with the Standards on Auditing issued by the Institute of Chartered Accountants of India. Those Standards require that we comply with ethical requirements and plan and perform the audit to obtain reasonable assurance about whether the financial statements are free from material misstatement.

An Audit involves performing procedures to obtain audit evidence about the amounts and disclosures in the financial statements. The procedures selected depend on the auditor's judgment, including the assessment of the risks of material misstatement of the financial statements, whether due to fraud or error. In making those risk assessments, the auditor considers internal control relevant to the Company's preparation and fair presentation of the financial statements in order to design audit procedures that are appropriate in the circumstances. An audit also includes evaluating the appropriateness of accounting policies used and the reasonableness of the accounting estimates made by management, as well as evaluating the overall presentation of the financial statements.



We believe that the audit evidence we have obtained is sufficient and appropriate to provide a basis for our audit opinion.

We report that:

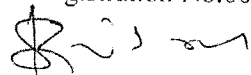
- e) we have obtained all the information and explanations which to the best of our knowledge and belief were necessary for the purpose of our audit;
- f) in our opinion proper books of account as required by law have been kept by the Society so far as appears from our examination of those books;
- g) the Balance Sheet, Statement of Income & Expenditure and Receipts & Payments Accounts dealt with by this Report are in agreement with the books of account;
- h) in our opinion, the Balance Sheet, Statement of Income & Expenditure and Receipts & Payments Accounts comply with the Accounting Standards issued by the ICAI and

Opinion

In our opinion and to the best of our information and according to the explanations given to us, the financial statements give the information required by the Act in the manner so required and give a true and fair view in conformity with the accounting principles generally accepted in India:

- (i) in the case of the Balance Sheet, of the state of affairs of the Society as at 1st June, 2014;
- (ii) in the case of the Statement of Income & Expenditure in respect of excess of income over expenditure for the period from 01-04-2014 to 01-06-2014; and
- (iii) in the case of the Receipts & Payments accounts, of the receipts and payments for the period from 01-04-2014 to 01-06-2014.

for **RAMANATHAM & RAO**
Chartered Accountants
Firm Registration No.002934S




(CA K SREENIVASAN)

Partner

ICAI Membership No. 206421

Place: Hyderabad

Date : 27th February, 2016



RAMANATHAM & RAO

Chartered Accountants
302 Kalamansion S D Road, Secunderabad - 500 003

GFR 19- A (See Rule 212 (1)) Form of Utilisation Certificate

S.no.	Letter.No. & Date	Amount	
	Amount Rs.NIL is sanctioned during the period 01-04-2014 to 01-06-2014		Certified that out of Rs. NIL of Grant-in-aid sanctioned for the period 01-04-2014 to 01-06-2014 in favour of Ministry Department Letter.No.given in the margin and Rs.5,536,316,609/-(unspent balance of previous year of Rs.5,536,316,609/-)on account of unspent balance of the previous year, and Interest Earned during current year of Rs.152,903,646/- and Interest Earned at Schools & Districts considered this year amounting to Rs.1,436,910,138/-,a sum of Rs.Nil has been utilised for the purpose of RMSA (Recurring & Non-Recurring) for which it was sanctioned and that the balance of Rs.3,481,321,159/- remaining un utilised at the end of the year.
	TOTAL	0.00	

Certified that I have satisfied myself that the conditions on which the grant-in-aid was sanctioned have been duly fulfilled / are being fulfilled and tht I have exercised that following checks to see that the money was actually utilisedb for the purpose for which it was sanctioned.


Kinds of checks exercised.

Date

22/02/2016

1 Statement of Accounts

Signature


(K Sreenivasan)

2 Utilisation from executing Units

Designation


Partner
Ramanatham & Rao
Chartered Accountants

3 Progress Report & Sanctions

Membership No
FRN

206421
0029345

4 Books, Records & Vouchers



RMSA GRANTS Received during the period 01-04-2014 to 01-06-2014

		In Lakhs		
	Sanction No.	Order Date	Rect in bank	
			Central	State
Recurring	Amount Rs.NIL was sanctioned for the period 01-04-2014 to 01-06-2014			
			-	-
MMER	Recurring		-	-
	NON Recurring		-	-
Total R & NR Grant			-	-

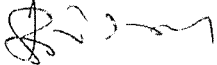


**ANDHRA PRADESH RASHTRIYA MADHYAMIK SHIKSHA ABHIYAN
HEAD OFFICE REPORT - RECURRING & NON-RECURRING ACTIVITIES**

RECEIPTS AND PAYMENTS ACCOUNT FOR THE PERIOD 01.04.2014 TO 01.06.2014

RECEIPTS		Sch No	Amount	Amount	PAYMENTS		Sch No	Amount	Amount
			Current Year	Previous Year				Current Year	Previous Year
To	Opening Balances Cash at Bank RMSA- 441800 RMSA- Misc.2		1,895,196,056	2,876,121,774 2,931,000	By	Amount Transferred to Telangana State Central Share(75%) State Share (25%)		1,155,784,254 385,261,418	-
To	Funds Recd from Govt of India Recurring Grant Non-Recurring Grant	1 2	-	1,947,179,640	By	Amounts paid to Districts and SMDCC level Central Share(75%) State Share (25%)	5	-	606,262,125 202,087,375
To	Funds Recd from State Govt Recurring Grant Non-Recurring Grant	1 2	-	820,257,060	By	Amounts Paid to Districts for Salaries Central Share(75%) State Share (25%)	4	-	1,723,936,417 574,645,472
To	Interest		152,903,646	114,103,286	By	School Maintenance Grant			
To	Interest earned & Un spent balances with schools and Districts offices		1,530,584,869	1,574,288,556	By	MMER Central Share(75%) State Share (25%)	6	4,042,305 1,347,435	26,566,794 8,855,598
To	Maintenance Grant - MMER From Govt. of India From State Govt.		-	39,738,360 16,739,940	By	Interest earned & Un spent balances with schools and Districts offices		1,530,584,869	1,574,288,556
To	Received from Districts Annual Grants Major Repairs Un-Spent balances		-	33,810,000 4,100,000 565,000	By	In-service Teacher Training Central Share(75%) State Share (25%)	3	-	-
To	Fd's Matured at SPO Central Share(75%) State Share (25%)		1,086,380,250 362,126,750		By	State Level Civil works, Central Share(75%) State Share (25%)	7	-	614,102,400 201,700,800
					By	Furniture & Other Assets Central Share(75%) State Share (25%)	6		
					By	Closing Balance Cash at Bank RMSA- 441800		1,950,736,290	1,895,196,056
TOTAL			5,027,756,571	7,430,641,593				5,027,756,571	7,430,641,593

for Ramanatham & Rao
Chartered Accountants



(K. Sreenivasan)
Partner
Mno: 206421
FRN: 2934-S
Date:22-02-2016

for State Project Director



Commissioner & Director of Schools
Education & Ex- Officio Project Director
Rashtriya Madhyamik Shiksha Abhiyan
Saifabad, AP, Hyderabad-500004



ANDHRA PRADESH RASHTRIYA MADHYAMIK SHIKSHA ABHIYAN
HEAD OFFICE REPORT - RECURRING & NON RECURRING ACTIVITIES
INCOME AND EXPENDITURE ACCOUNT FOR THE PERIOD 01-04-2014 TO 01-06-2014

EXPENDITURE	Sch No	Amount		INCOME	Sch No	Amount	
		Current Year	Previous Year			Current Year	Previous Year
To Expenditure at District and SMDC level				By Interest (a) RMSA HO (b) Interest earned & Un spent balances with schools and Districts offices		152,903,646	114,103,286
(Central Share 75%)	5	-	606,262,125				1,574,288,556
(State Share 25%)		-	202,087,375				
To MMER	6			By Received from Districts Annual Grants Major Repans Un-Spent balances			34,280,500
(Central Share 75%)		3,290,662	26,566,794			565,000	4,100,000
(State Share 25%)		1,096,887	8,855,598				1,371,977
To Civil Works & Furniture	7			By Excess of Income Over Expenditure Transferred to Capital Fund		2,083,036,235	2,234,257,712
(Central Share 75%)		-	614,102,400				
(State Share 25%)		-	204,700,800				
To In-service Teacher Training	3						
(Central Share 75%)		-	-				
(State Share 25%)		-	-				
To Amounts Paid to Districts for Salaries	4						
Central Share(75%)		-	1,723,936,417				
State Share (25%)		-	574,645,472				
To State level Others	6						
Misc payments							
(Central Share 75%)		309,080	933,788				
(State Share 25%)		103,027	311,263				
To Amount transferred to Telangana State							
(Central Share 75%)		1,155,784,254					
(State Share 25%)		385,261,418					
To Expenditure Incurred at Schools and Districts							
(Central Share 75%)		517,994,664					
(State Share 25%)		172,664,888					
TOTAL		2,236,504,881	3,962,402,031	TOTAL		2,236,504,881	3,962,402,031

for Ramanatham & Rao
Chartered Accountants

(K . Sreenivasan)
Partner
Mno: 206421
FRN: 2934-S
Date:22-02-2016

for State Project Director

Commissioner & Director of Schools
Education & Ex- Officio Project Director
Rashtriya Madhyamik Shiksha Abhiyan
Saifabad, AP, Hyderabad-500004




ANDHRA PRADESH RASHTRIYA MADHYAMIK SHIKSHA ABHIYAN
HEAD OFFICE REPORT - RECURRING & NON-RECURRING ACTIVITIES
BALANCE SHEET AS ON 01-06-2014

LIABILITIES	Sch No	Total		ASSETS	Sch No	Total	
		(Amount in Rs.)	Amount			(Amount in Rs.)	Amount
		Current Year	Previous Year			Current Year	Previous Year
Capital Fund				Current Assets			
Opening Balance		5,562,695,238	12,978,645,763	Fixed Deposits		-	1,448,507,000
Add: During the period		(2,083,036,235)		Interest earned & Un spent balances with schools and Districts offices		1,530,584,869	2,221,244,422
		3,479,659,003					
Funds Recd from Govt of India				Closing Balances at SPO			
(a) RMSA (Recurring)	1	-	1,986,918,000	Cash at Bank		1,950,736,290	1,895,196,056
(b) RMSA (Non-Recurring)	2			RMSA - 441800			
Funds Recd from State Govt							
(a) RMSA (Recurring yet to receive/received)	1	-	836,997,000				
(b) RMSA (Non-Recurring)	2						
(c) 2009-10/2010-11 Share received			181,900,000				
Excess of income over expenditure			(10,421,765,526)				
Current Liabilities							
Advances payable		5,000	5,000				
Audit fees (2012-13)			1,002,191				
Audit fees (2013-14)		1,008,224	1,245,050				
Audit Expenses		648,933	-				
TOTAL		3,481,321,160	5,564,947,478	TOTAL		3,481,321,159	5,564,947,478

for Ramanatham & Rao
Chartered Accountants

for State Project Director





(K. Sreenivasan)
Partner
Mno: 206421
FRN: 2934-S
Date: 22-02-2016

Commissioner & Director of Schools
Education & Ex-Officio Project Director
Rashtriya Madhyamik Shiksha Abhiyan
Saifabad, AP, Hyderabad-500004




Schedule - Interest		
Interest Received at SPO during the year		152,903,646
Central Share (75%)		114,677,735
Recurring	114,677,735	
Non-Recurring		
State Share (25%)		38,225,912
Recurring	38,225,912	
Non-Recurring		
Interest earned & Un spent balances with schools		1,494,306,313
Andhra Pradesh	807,442,008	
Telangana	686,864,305	
Interest & Un Spent Balances during the year at Districts Offices		36,278,556
Andhra Pradesh	19,782,117	
Telangana	16,496,439	
		1,530,584,869
Central Share (75%)		1,147,938,652
Recurring	631,366,259	
Non-Recurring	516,572,393	
State Share (25%)		382,646,217
Recurring	210,455,420	
Non-Recurring	172,190,798	
Interest received at Head Office		
SBI-30939441800	152,903,646	
Total Interest Received	152,903,646	




SCHEDULES - RMSA

<u>Schedule -1</u>		
Recurring Grant for the period 01-04-2014 to 01-06-2014		
from Govt of India (75%) Amount Rs.NIL was sanctioned for the period 01-04-2014 to 01-06-2014		-
from State share of Grant (25%) Amount Rs.NIL was sanctioned for the period 01-04-2014 to 01-06-2014		-
MMER		-
Total School Grant Received During the Period		-
Opening Unspent Balance		
Centre Govt.	878,689,030	
State Govt.	304,221,695	1,182,910,725
		1,182,910,725
Add: Interest Received at H.O		152,903,646
Total Funds available for Utilization		1,335,814,371
 Utilization of Grant		
<u>Recurring</u>		
<u>Schedule -3</u>		
Training Programme		-
Less: Return Amount		-
Centre Share (75%)	-	
State Share (25%)	-	
<u>Schedule -4</u>		
Salaries to Staff at Districts		
Centre Share (75%)	-	
State Share (25%)	-	
<u>Schedule -5</u>		
Annual Grants for Schools		-
Less: Return Amount		565,000
		565,000
Centre Share (75%)	423,750	
State Share (25%)	141,250	
 <u>Schedule -6</u>		
<u>MMER</u>		
Contingencies at Districts		5,389,740
Expenses at H.O		5,389,740
Centre Share (75%)	4,042,305	
State Share (25%)	1,347,435	
 <u>Miscellaneous Payment</u>		
Provision for Audit Fee		412,107
Centre Share (75%)	309,080	
State Share (25%)	103,027	



SCHEDULES - RMSA

SCHEDULES - RMSA		
Schedule -2		
Non - Recurring Grant for the period 01-04-2014 to 01-06-2014		
from Govt of India (75%)		-
from State share of Grant (25%)		-
Total Non - Recurring grant Received		
Opening Balance		
Centre Share (75%)	3,265,030,153	
State Share (25%)	1,088,375,731	4,353,405,885
Add: Interest Received During the period		-
Total funds Available		4,353,405,885
Schedule -7		
Non - Recurring		
Releases to schools		
Less: Return Amount		-
		-
Centre Share (75%)	-	
State Share (25%)	-	



RMSA

SCHEDULES FOR UNSPENT BALANCES


Recurring Balances as on 01-06-2014

(a) Schedule for funds received from Govt of India		
Grant Received		-
Unspent Balance in Previous Year		818,415,258
Bank Interest Earned during current year		114,677,735
		933,092,993
Less: Spent		
Fund transferred to Telangana state	93,537,750	
Annual Grants for Schools	423,750	
		93,114,000
Unspent Balance Central (75%)		839,978,993
Less: Expenditure Incurred at Schools and Districts		- 273,086,832
Total Unspent Balance Central (75%)		566,892,160
 (b) Schedule for funds received from State Govt.		
Grant Received		-
Unspent Balance in Previous Year		284,130,591
Bank Interest Earned during current year		38,225,912
		322,356,503
Less: Spent		
Fund transferred to Telangana state	31,179,250	
Annual Grants for Schools	141,250	
		31,038,000
Unspent Balance State (25%)		291,318,503
Less: Expenditure Incurred at Schools and Districts		- 91,028,944
Total Unspent Balance State (25%)		200,289,558

SCHEDULES FOR UNSPENT BALANCES


MMER Balances as on 01-06-2014

Central Govt.		
Opening Balance		60,273,772
Received During the Year		-
Less: Expenditure	4,042,305	
		4,042,305
Un - Spent Central (75%)		56,231,467
 State Govt.		
Opening balance		20,091,104
Received During the Year		-
Less: Expenditure	1,347,435	
		1,347,435
Un - Spent State (25%)		18,743,669



RMSA
SCHEDULES FOR UNSPENT BALANCES

Non-Recurring Balances as on 01-06-2014	
<u>Received from Central Government</u>	
Grant Received	-
Unspent Balance in Previous Year Adjusted	3,265,030,153
Bank Interest Earned during current year	-
	3,265,030,153
Less: Expenditure	
Share Transferred to Telangana State	1,062,246,504
Unspent Balance of Central Govt (75%)	2,202,783,649
Less: Expenditure Incurred at Schools and Districts	- 223,434,681
Total Unspent Balance of Central Govt (75%)	1,979,348,969
<u>Received from State Government</u>	
Grant Received	-
Unspent Balance in Previous Year	1,088,375,731
Bank Interest Earned during current year	-
	1,088,375,731
Less: Expenditure	
Share Transferred to Telangana State	354,082,168
Unspent Balance of State Govt (25%)	734,293,563
Less: Expenditure Incurred at Schools and Districts	- 74,478,227
Total Unspent Balance of State Govt (25%)	659,815,336
<u>Un spent Balances as on 01-06-2014</u>	
<u>Central Share</u>	
Recurring	566,892,160
Non-Recurring	1,979,348,969
Total Unspent	2,546,241,129
<u>State Share</u>	
Recurring	200,289,558
Non-Recurring	659,815,336
Total Unspent	860,104,895
Total Unspent	3,406,346,024
MMER	
Central	56,231,467
State	18,743,669
Total Un - spent	74,975,136
Net Unspent	3,481,321,159





INDEPENDENT AUDITORS' REPORT

To
The Project Director
Andhra Pradesh Rasthriya Madhyamika Shiksha Abhiyan
Saifabad
Hyderabad.

We have audited the accompanying financial statements of the **Rasthriya Madhyamika Shiksha Abhiyan** which comprise the Balance Sheet as at 31st March, 2015, the Statement of Income and Expenditure and the Receipts and Payments Account for the period from 02-06-2014 to 31-03-2015 and a summary of significant accounting policies and other explanatory information.


Management's Responsibility for the Financial Statements

Management is responsible for the preparation of these financial statements in accordance with the Generally Accepted Accounting Principles (GAAP). This responsibility includes the design, implementation and maintenance of internal control relevant to the preparation and presentation of the financial statements that give a true and fair view and are free from material misstatement, whether due to fraud or error.

Auditor's Responsibility

Our responsibility is to express an opinion on these financial statements based on our audit. We conducted our audit in accordance with the Standards on Auditing issued by the Institute of Chartered Accountants of India. Those Standards require that we comply with ethical requirements and plan and perform the audit to obtain reasonable assurance about whether the financial statements are free from material misstatement.

An Audit involves performing procedures to obtain audit evidence about the amounts and disclosures in the financial statements. The procedures selected depend on the auditor's judgment, including the assessment of the risks of material misstatement of the financial statements, whether due to fraud or error. In making those risk assessments, the auditor considers internal control relevant to the Company's preparation and fair presentation of the financial statements in order to design audit procedures that are appropriate in the circumstances. An audit also includes evaluating the appropriateness of accounting policies used and the reasonableness of the accounting estimates made by management, as well as evaluating the overall presentation of the financial statements.



Ramanatham & Rao

Chartered Accountants

We believe that the audit evidence we have obtained is sufficient and appropriate to provide a basis for our audit opinion.

We report that:


- a) we have obtained all the information and explanations which to the best of our knowledge and belief were necessary for the purpose of our audit;
- b) in our opinion proper books of account as required by law have been kept by the Society so far as appears from our examination of those books;
- c) the Balance Sheet, Statement of Income & Expenditure and Receipts & Payments Accounts dealt with by this Report are in agreement with the books of account;
- d) in our opinion, the Balance Sheet, Statement of Income & Expenditure and Receipts & Payments Accounts comply with the Accounting Standards issued by the ICAI and

Opinion

In our opinion and to the best of our information and according to the explanations given to us, the financial statements give the information required by the Act in the manner so required and give a true and fair view in conformity with the accounting principles generally accepted in India:

- (i) in the case of the Balance Sheet, of the state of affairs of the Society as at 31st March, 2015;
- (ii) in the case of the Statement of Income & Expenditure in respect of excess of income over expenditure for the period from 02-06-2014 to 31-03-2015; and
- (iii) in the case of the Receipts & Payments accounts, of the receipts and payments for the period from 02-06-2014 to 31-03-2015.


for **RAMANATHAM & RAO**
Chartered Accountants
Firm Registration No.002934S



(CA K SREENIVASAN)
Partner

ICAI Membership No. 206421

Place: Hyderabad
Date : 27th February, 2016



RAMANATHAM & RAO

Chartered Accountants
302 Kalamansion S D Road, Secunderabad - 500 003

GFR 19- A

(See Rule 212 (1))

Form of Utilisation Certificate

S.no.	Letter.No. & Date	Amount	
1	GOI No. No 1.Lr.F.No.14-3/2014-RMSA-1(General) Dated 02-06-2014 No 1.Lr.F.No.14-3/2014-RMSA-1(TSP) Dated 02-06-2014 No 1.Lr.F.No.14-3/2014-RMSA-1(SCPSC) Dated 02-06-2014	589,664,000	Certified that out of Rs. 786,219,000/- of Grant-in-aid sanctioned during the year 2014-15 in favour of Ministry Department Letter.No.given in the margin and Rs.3,481,321,159/-(unspent balance as on 01-06-2014 of Rs.3,481,321,159/-)on account of unspent balance of the previous year, and Interest Earned during current year of Rs.67,832,349/- and Interest Earned & Unspent Balances at Schools & Districts considered this year amounting to Rs.1,343,253,505/-,a sum of Rs.2,583,608,329/- has been utilised for the purpose of RMSA (Recurring & Non-Recurring) for which it was sanctioned and that the balance of Rs.1,568,113,149/- remaining un utilised at the end of the year will be adjusted towards the grant-in-aid payable during the next year 2015-16
2	Gov.of AP G.O. Rt. NO.2460 & 437 of Finance (EBS.IV.SE.HE) Dept Dt.29-09-2014 & 02-03-2015 G.O. Rt. NO.235 School Education (SE.Prog.I) Dept., and G.O Rt. No.56 dated 13.10.2014 & 09.03.2015	196,555,000	
TOTAL		786,219,000	

Certified that I have satisfied myself that the conditions on which the grant-in-aid was sanctioned have been duly fulfilled / are being fulfilled and that I have exercised that following checks to see that the money was actually utilised for the purpose for which it was sanctioned.

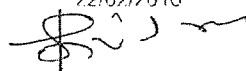
Kinds of checks exercised.

- 1 Statement of Accounts
- 2 Utilisation from executing Units
- 3 Progress Report & Sanctions
- 4 Books, Records & Vouchers

Date

22/02/2016

Signature



(K Sreenivasan)

Designation


Partner
Ramanatham & Rao
Chartered Accountants

Membership No


206421

FRN

0029345



RMSA GRANTS Received during the Period 02-06-2014 to 31-03-2015			
		In Lakhs	
	Letter.No. & Date	Central	State
Recurring	No 1.Lr.F.No.14-3/2014-RMSA-1(General) Dated 02-06-2014	5,778.71	
	No 1.Lr.F.No.14-3/2014-RMSA-1(TSP) Dated 02-06-2014		
	No 1.Lr.F.No.14-3/2014-RMSA-1(SCPSC) Dated 02-06-2014		
	G.O. Rt. NO.2460 & 437 of Finance (EBS.IV.SE.HE) Dept Dt.29-09-2014 & 02-03-2015 G.O. Rt. NO.235 School Education (SE.Prog.I) Dept., and G.O Rt. No.56 dated 13.10.2014 & 09.03.2015		1,926.24
		5,778.71	1,926.24
MMER	Recurring	117.93	39.31
	NON Recurring	-	
		117.93	39.31
Total R & NR Grant		5,896.64	1,965.55



ANDHRA PRADESH RASHTRIYA MADHYAMIK SHIKSHA ABHIYAN

HEAD OFFICE REPORT - RECURRING & NON-RECURRING ACTIVITIES

RECEIPTS AND PAYMENTS ACCOUNT FOR THE PERIOD 02.06.2014 TO 31.03.2015


	RECEIPTS	Sch No	Amount			PAYMENTS	Sch No	Amount	
			Current Year	Previous Year				Current Year	Previous Year
To	Opening Balances (a) Cash at Bank RMSA- 441800		1,950,736,290	1,895,196,056	By	Amounts paid to Districts and SMDC level Central Share(75%) State Share (25%)	5	190,931,250 63,643,750	
To	Funds Recd from Govt of India Recurring Grant Non-Recurring Grant	1	577,870,720	-	By	Amounts Paid to Districts for Salaries Central Share(75%) State Share (25%)	4	407,282,564 135,760,855	
To	Funds Recd from State Govt Recurring Grant Non-Recurring Grant	1	192,623,900	-	By	Expenditure at District and SMDC level		-	
To	Interest		67,832,349	152,903,646	By	School Maintenance Grant	6		
To	Interest earned & Un spent balances with schools and Districts offices		1,343,253,505	1,530,584,869	By	MIMER Central Share(75%) State Share (25%)		38,097,398 12,699,133	4,042,305 1,347,435
To	Maintenance Grant - MIMER From Govt of India		11,793,280	-	By	Interest earned & Un spent balances with schools and Districts offices			1,343,253,505
To	From State Govt		3,931,100	-	By	In-service Teacher Training Central Share(75%) State Share (25%)	3	32,330,385 10,776,795	
To	Received from Districts Annual Grants Major Repairs Un-Spent balances		3,680,334	565,000	By	State Level Civil works, Central Share(75%) State Share (25%)	7	1,269,064,650 423,021,550	
To	Fd's Matured at SPO Central Share(75%) State Share (25%)			1,086,380,250 362,126,750	By	Furniture & Other Assets Central Share(75%) State Share (25%)	6		
					By	Miscellaneous payments Central Share(75%) State Share (25%)			
					By	Amount Transferred to Telangana State Central Share(75%) State Share (25%)			1,155,784,254 385,261,418
					By	Closing Balance (a) Cash at Bank RMSA- 441800		224,859,644	1,950,736,290
	TOTAL.		4,151,721,478	5,027,756,571		TOTAL.		4,151,721,478	5,027,756,571

for Ramanatham & Rao
Chartered Accountants




(K. Sreenivasan)
Partner
Mno: 206421
FRN: 2934-S
Date : 22-02-2016

for State Project Director



Commissioner & Director of Schools
Education & Lx- Office Project Director
Rashtriya Madhyamik Shiksha Abhiyan
Saifabad, AP, Hyderabad-500004




ANDHRA PRADESH RASHTRIYA MADHYAMIK SHIKSHA ABHIYAN

HEAD OFFICE REPORT - RECURRING & NON RECURRING ACTIVITIES

INCOME AND EXPENDITURE ACCOUNT FOR THE PERIOD 02-06-2014 TO 31-03-2015

EXPENDITURE		Sch No	Amount Current Year	Amount Previous Year	INCOME		Sch No	Amount Current Year	Amount Previous Year
To	Expenditure at District and SMDC level				By	Interest			
	(Central Share 75%)	5	190,931,250			(a) RMSA HO		67,832,349	152,903,646
	(State Share 25%)		63,643,750			(b) Interest earned & Un spent balances with schools and Districts offices		516,029,380	
					By	Un-Spent Balances received from Districts		3,680,354	565,000
To	MMER	6			By	Excess of Expenditure over Income transferred to Capital Fund		1,996,613,663	2,083,036,235
	(Central Share 75%)		38,097,398	3,290,662					
	(State Share 25%)		12,699,133	1,096,887					
To	Civil Works & Furniture	7							
	(Central Share 75%)		1,269,064,650						
	(State Share 25%)		423,021,550						
To	In-service Teacher Training	3							
	(Central Share 75%)		32,330,385						
	(State Share 25%)		10,776,795						
To	Amounts Paid to Districts for Salaries	4							
	Central Share(75%)		407,282,564						
	State Share (25%)		135,760,855						
To	State level Others								
	Misc payments	6							
	(Central Share 75%)		410,503	309,080					
	(State Share 25%)		136,834	103,027					
To	Expenditure incurred at Districts and Schools			690,659,552					
To	Amount transferred to Telangana State								
	(Central Share 75%)			1,155,784,254					
	(State Share 25%)			385,261,418					
			2,584,155,666	2,236,504,881				2,584,155,666	2,236,504,881

for Ramanatham & Rao
Chartered Accountants



(K . Sreenivasan)


Partner

Mno: 206421

FRN: 2934-5

Date : 22-02-2016

for State Project Director



Commissioner & Director of Schools
Education & Ex- Officio Project Director
Rashtriya Madhyamik Shiksha Abhiyan
Saifabad, AP, Hyderabad 500004

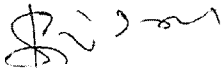


ANDHRA PRADESH RASHTRIYA MADHYAMIK SHIKSHA ABHIYAN
HEAD OFFICE REPORT - RECURRING & NON-RECURRING ACTIVITIES

BALANCE SHEET AS ON 31-03-2015

LIABILITIES	Sch No	Amount		ASSETS	Sch No	Amount	
		Current Year	Previous Year			Current Year	Previous Year
<u>Capital Fund</u>							
Opening Balance		2,776,994,264	3,985,155,280	Current Assets			
Less: During the period		1,996,613,603	1,208,161,016	Interest earned & Un spent balances with schools and Districts offices		1,343,253,505	827,224,125
		780,380,660	2,776,994,264				
<u>Funds Recd from Govt of India</u>				<u>Closing Balances at SPO</u>			
(a) RMSA (Recurring)	1	589,664,000		(a) Cash at Bank			
(b) RMSA (Non-Recurring)	2			RMSA- 441800		224,859,644	1,950,736,290
<u>Funds Recd from State Govt</u>							
(a) RMSA (Recurring)	1	196,555,000					
(b) RMSA (Non-Recurring)	2	-					
<u>Current Liabilities</u>							
Advances payable		5,000	5,000				
Audit fees (2013-14)		584,770	584,770				
Audit fees (2014-15)		547,337	-				
Audit Expenses		376,381	376,381				
TOTAL		1,568,113,149	2,777,960,415	TOTAL		1,568,113,149	2,777,960,415

for Ramanatham & Rao
Chartered Accountants




(K. Sreenivasan)
Partner
Mno: 206421
FRN: 2934-S
Date : 22-02-2016

for State Project Director



Commissioner & Director of Schools
Education & Ex-Officio Project Director
Rashtriya Madhyamik Shiksha Abhiyan
Saifabad, AP, Hyderabad-500004




Schedule - Interest		
Interest Received at SPO during the year		67,832,349
Central Share (75%)	-	50,874,262
Recurring	50,874,262	
Non-Recurring	-	
State Share (25%)		16,958,087
Recurring	16,958,087	
Non-Recurring		
Interest Earned & Un spent balances with Schools		1,304,392,921
Recurring	255,775,196	
Non-Recurring	1,048,617,725	
Interest & Un Spent Balances with Districts Offices		38,860,584
Recurring	-	
Non-Recurring	38,860,584	
		-
		-
		1,343,253,505
Central Share (75%)		1,007,440,129
Recurring	554,092,071	
Non-Recurring	453,348,058	
State Share (25%)		335,813,376
Recurring	184,697,357	
Non-Recurring	151,116,019	
Interest Received at Head Office for the Account SBI-30939441800	67,832,349	
Total Interest Received	67,832,349	



SCHEDULES - RMSA

Schedule -1		
Recurring Grant for the Period 02-06-2014 to 31-03-2015		
Govt of India (75%)		577,870,720
State share of Grant (25%)		192,623,900
MMER		15,724,380
Total School Grant Received during the Period		786,219,000
Opening Unspent Balance		
Centre Govt.	2,602,472,596	
State Govt.	878,848,563	3,481,321,159
Add: Interest Received at H.O		4,267,540,159
Total Funds available for Utilization		67,832,349
		5,121,591,508
Utilization of Grant		
Recurring		
Schedule -3		
Training Programme	43,107,180	
Less: Return Amount	3,680,334	43,107,180
Centre Share (75%)	32,330,385	
State Share (25%)	10,776,795	
Schedule -4		
Salaries to Staff at Districts		543,043,419
Centre Share (75%)	407,282,564	
State Share (25%)	135,760,855	
Schedule -5		
Annual Grants for Schools	259,865,000	
Less: Return Amount	5,290,000	254,575,000
Centre Share (75%)	190,931,250	
State Share (25%)	63,643,750	
Schedule -6		
MMER		
Contingencies at Districts		-
Expenses at H.O		50,796,530
		50,796,530
Centre Share (75%)	38,097,398	
State Share (25%)	12,699,133	
Miscellaneous Payment		
Provision for Audit Fee		547,337
Centre Share (75%)	410,503	
State Share (25%)	136,834	



SCHEDULES - RMSA

<u>SCHEDULES - RMSA</u>		
Schedule -2		
Non-Recurring Grant during the period 02-06-2014 to 31-03-2015		
from Govt of India (75%)		-
from State share of Grant (25%)		-
Total Non - Recurring grant Received		-
Opening Balance		
Centre Share (75%)	1,947,733,747	
State Share (25%)	464,276,929	2,412,010,676
Interest Received During the period		-
Total funds Available		2,412,010,676
Schedule -7		
Non - Recurring		
Releases to schools		1,739,994,200
Less: Return Amount		47,908,000
		1,692,086,200
Centre Share (75%)	1,269,064,650	
State Share (25%)	423,021,550	

