



Ghana---Social Opportunities Project (P115247)

AFRICA | Ghana | Social Protection & Labor Global Practice |
IBRD/IDA | Specific Investment Loan | FY 2010 | Seq No: 11 | ARCHIVED on 27-Apr-2016 | ISR23331 |

Implementing Agencies: Ministry of Gender, Children and Social Protection, Ministry of Local Government and Rural Development

Key Dates

Key Project Dates

Bank Approval Date:20-May-2010

Effectiveness Date:19-Oct-2010

Planned Mid Term Review Date:12-Feb-2014

Actual Mid-Term Review Date:12-Feb-2014

Original Closing Date:30-Jun-2016

Revised Closing Date:30-Jun-2017

Project Development Objectives

Project Development Objective (from Project Appraisal Document)

The objectives of the Project are to improve targeting in social protection spending, increase access to conditional cash transfers nationwide, increase access to employment and cash-earning opportunities for the rural poor during the agricultural off-season, and improve economic and social infrastructure in target districts.

Has the Project Development Objective been changed since Board Approval of the Project Objective?

Yes

Board Approved Revised Project Development Objective (If project is formally restructured)

The Project Development Objectives (PDO) of this Additional Financing is to improve targeting of social protection programs and provide income support to poor households through LEAP grants and LIPW infrastructure in targeted districts.

Components

Name

Component One: Social Protection Policy and Systems Strengthening:(Cost \$9.00 M)

Component Two: Labor Intensive Public Works Implementation and Capacity Building.:(Cost \$19.20 M)

Component Three: Livelihood Empowerment Against Poverty Implementation and Capacity Building:(Cost \$15.70 M)

Component Four: Project Management and Coordination:(Cost \$6.10 M)

Overall Ratings

Name	Previous Rating	Current Rating
Progress towards achievement of PDO	● Satisfactory	● Satisfactory
Overall Implementation Progress (IP)	● Satisfactory	● Satisfactory



Overall Risk Rating

● Low

● Low

Implementation Status and Key Decisions

The project has registered the following key achievements;

Social Protection Policy and Systems: The Ghana Social Protection Policy formulation process was completed and the policy was approved by Cabinet in December 2015. Development of the policy implementation plan will be initiated in May 2016 and the policy will be launched by June 2016.

In addition, progress has also been made in the establishment of the Ghana National Household Registry (GNHR) for social protection programs. In particular, the GNHR office has been set up and is operational, and 9 technical staff (including a Coordinator, M&E, MIS, Operations and Communications specialists) have been recruited to support the roll out of the GNHR in the Upper West Region. A data collection firm was hired in March 2016 and extensive planning is underway for sensitization and data collection, which is expected to begin in June 2016.

Labor Intensive Public Works (LIPW): Since project inception, 135,607 unskilled persons against the end of project target of 190,000 have been employed reflecting a 71.4% achievement. Out of this total, 60.9 percent are women. In terms of outputs, a total of 436 subprojects have been completed as of December 31, 2015. This includes 640 km of feeder road rehabilitation and 2088.5 hectares of woodlots. The activities also included training 52 coaches, 183 client supervisors, 271 small scale construction firms, 645 contractor supervisors, and 179 Climate Change focal persons in LIPW skills. In addition, a policy for institutionalizing LIPW has been approved by Cabinet.

Livelihood Empowerment Against Poverty (LEAP): In 2015, significant increases were made in terms of LEAP beneficiary reach: in June 2015, the program had reached 90,785 households. By December 31, 2015 the program reached 145,895 beneficiary households, approximately 4000 households shy of the target of 150,000 households. Of these individual household members, 46% are orphans and vulnerable children, 37% are elderly persons above 65 years and 17% are persons with severe disability. The program has also increased the cash transfer amounts as follows: One beneficiary: GHS 64; two beneficiaries: GHS 76; three beneficiaries: GHS 88; and four beneficiaries: GHS 106. Further, LEAP has made consistent cash payments since November 2013; has cleared all arrears owed to beneficiaries, and has since its inception made 41 cycles of bimonthly payments. Further support to strengthen capacity within the program is ongoing through the recruitment of additional staff to support the operations of the program.

Other capacity building activities under both LEAP and Labour Intensive Public Works (LIPW) are also on track. In particular, the updates to the Management Information Systems (MIS) for both programs (including migration and cleaning of historic data), electronic payment systems, monitoring and evaluation, grievance redress mechanisms and communications activities are on track.



**Risks****Systematic Operations Risk-rating Tool**

Risk Category	Rating at Approval	Previous Rating	Current Rating
Political and Governance	--	● Low	● Low
Macroeconomic	--	● Substantial	● Substantial
Sector Strategies and Policies	--	● Low	● Low
Technical Design of Project or Program	--	● Low	● Low
Institutional Capacity for Implementation and Sustainability	--	● Substantial	● Substantial
Fiduciary	--	● Low	● Low
Environment and Social	--	● Low	● Low
Stakeholders	--	● Low	● Low
Other	--	● Low	● Low
Overall	--	● Low	● Low



Results

Project Development Objective Indicators

► Beneficiaries of Safety Nets programs (number) (Number, Core)

	Baseline	Actual (Previous)	Actual (Current)	End Target
Value	0.00	451718.00	451718.00	390000.00
Date	05-Mar-2010	30-Jun-2015	31-Dec-2015	30-Jun-2017

Comments

With the implementation of the MIS system for LIPW and the e-payment system for LEAP, the accuracy of the actual target numbers is likely to improve. Entering of historical data for LIPW beneficiaries in the MIS system and verification of LEAP beneficiaries will be completed by April 30, 2016. More accurate results will be reported in the next ISR.

▲ Beneficiaries of Safety Nets programs - Female (number) (Number, Core Breakdown)

	Baseline	Actual (Previous)	Actual (Current)	End Target
Value	0.00	138372.00	164869.00	253500.00
Date	05-Mar-2010	30-Jun-2015	31-Dec-2015	30-Jun-2017

▲ Beneficiaries of Safety Nets programs - Cash-for-work, food-for-work and public works (number) (Number, Core Breakdown)

	Baseline	Actual (Previous)	Actual (Current)	End Target
Value	0.00	123106.00	123106.00	190000.00
Date	05-Mar-2010	30-Jun-2015	30-Jun-2015	30-Jun-2017

► Direct project beneficiaries (Number, Core)

	Baseline	Actual (Previous)	Actual (Current)	End Target
Value	0.00	213891.00	281502.00	390000.00



Date	20-May-2010	30-Jun-2015	31-Dec-2015	30-Jun-2017
------	-------------	-------------	-------------	-------------

▲ Female beneficiaries (Percentage, Core Supplement)

	Baseline	Actual (Previous)	Actual (Current)	End Target
Value	0.00	65.00	65.00	65.00

▲ Direct project beneficiaries under cash transfer component (Number, Custom Breakdown)

	Baseline	Actual (Previous)	Actual (Current)	End Target
Value	0.00	90785.00	145895.00	200000.00
Date	20-May-2010	30-Jun-2015	31-Dec-2015	30-Jun-2017

▲ Direct project beneficiaries under LIPW component (Number, Custom Breakdown)

	Baseline	Actual (Previous)	Actual (Current)	End Target
Value	0.00	123106.00	135607.00	190000.00
Date	20-May-2010	30-Jun-2015	31-Dec-2015	30-Jun-2017

▶ Average annual earnings of unskilled workers in LIPWs (cedi) (Number, Custom)

	Baseline	Actual (Previous)	Actual (Current)	End Target
Value	0.00	286.00	358.22	200.00
Date	20-May-2010	30-Jun-2015	31-Dec-2015	30-Jun-2017



► Person days of unskilled workers (Number, Custom)

	Baseline	Actual (Previous)	Actual (Current)	End Target
Value	0.00	5912744.00	7879360.00	9500000.00
Date	20-May-2010	30-Jun-2015	31-Dec-2015	30-Jun-2017

► Potential and actual beneficiaries in participating districts satisfied with subprojects, LIPW program and LEAP transfers (%) (Percentage, Custom)

	Baseline	Actual (Previous)	Actual (Current)	End Target
Value	0.00	--	--	70.00
Date	20-May-2010	--	--	30-Jun-2017

Comments

A satisfaction survey is being planned to be completed by December 2016. Actual achievements for this indicator will be available then.

► Share of beneficiaries from the poorest 20% of population for LEAP and poorest 30% of the population for LIPW. (Percentage, Custom)

	Baseline	Actual (Previous)	Actual (Current)	End Target
Value	--	--	39.80	50.00
Date	31-Mar-2014	--	31-Dec-2015	30-Jun-2017

Overall Comments

Intermediate Results Indicators



► Targeting performance (share of LEAP beneficiaries from the poorest 20% of population) (Percentage, Custom)

	Baseline	Actual (Previous)	Actual (Current)	End Target
Value	19.00	--	--	50.00
Date	31-Mar-2014	--	--	30-Jun-2017

Comments

An impact evaluation is being conducted to be completed by December 2016. The actual achievements will be available by December 2016.

► Enrolled beneficiaries in the districts where LEAP pilot will be intensified (% increase) (Number, Custom)

	Baseline	Actual (Previous)	Actual (Current)	End Target
Value	100.00	230.77	230.77	270.00
Date	20-May-2010	30-Mar-2014	30-Mar-2014	30-Jun-2017

► LEAP administrative costs compared to total costs (Percentage, Custom)

	Baseline	Actual (Previous)	Actual (Current)	End Target
Value	15.00	10.57	11.00	11.00
Date	30-Sep-2013	31-Dec-2013	31-Dec-2015	30-Jun-2017

► Total unskilled worker earnings as share of LIPW cost (Percentage, Custom)

	Baseline	Actual (Previous)	Actual (Current)	End Target
Value	40.00	45.00	51.00	62.00
Date	20-May-2010	30-Jun-2015	30-Jun-2015	30-Jun-2017



► Original name: Maintenance program established for roads and dams. Revised name: District Assemblies with maintenance programs established for completed sub-projects (number) (Number, Custom)

	Baseline	Actual (Previous)	Actual (Current)	End Target
Value	10.00	10.00	10.00	60.00
Date	20-May-2010	31-Mar-2014	31-Dec-2015	30-Jun-2017

► Original name: Rehabilitated dams inspected annually by communities for dam safety concerns. Revised name: Completed subprojects inspected annually by Communities (under spn of district tech. spc). (Percentage, Custom)

	Baseline	Actual (Previous)	Actual (Current)	End Target
Value	50.00	50.00	50.00	90.00
Date	20-May-2010	30-Sep-2013	31-Dec-2015	30-Jun-2017

► Roads rehabilitated, Rural (Kilometers, Core)

	Baseline	Actual (Previous)	Actual (Current)	End Target
Value	0.00	590.00	590.00	700.00
Date	20-May-2010	30-Jun-2015	30-Jun-2015	30-Jun-2017

► Payments to workers under LIPW program made within 20 days after the attendance at work sites (Percentage, Custom)

	Baseline	Actual (Previous)	Actual (Current)	End Target
Value	0.00	65.20	70.00	80.00
Date	20-May-2010	30-Jun-2014	31-Dec-2015	30-Jun-2017



► Original name: Payments made to contractors after receipt of performance security. Revised name: Avg time lapse between submission of interim certificate by LIPW contractors and payments by DAs (Number, Custom)

	Baseline	Actual (Previous)	Actual (Current)	End Target
Value	--	21.00	--	--
Date	30-Sep-2013	30-Jun-2015	31-Dec-2015	30-Jun-2017

► Original name: Working group to set priorities for social protection indicators to be set under MoFEP leadership. Revised name: Social Protection Policy drafted by MoGCSP and submitted to cabinet (Yes/No, Custom)

	Baseline	Actual (Previous)	Actual (Current)	End Target
Value	N	N	Y	Y
Date	20-May-2010	30-Jun-2015	31-Dec-2015	30-Jun-2016

► Area Planted for Fruit Trees and Multi-Purpose Woodlots (ha) (Hectare(Ha), Custom)

	Baseline	Actual (Previous)	Actual (Current)	End Target
Value	672.00	800.00	800.00	2360.00
Date	31-Mar-2014	30-Jun-2015	31-Dec-2015	30-Jun-2014

► Small earth dams and dug-outs rehabilitated (number) (Number, Custom)

	Baseline	Actual (Previous)	Actual (Current)	End Target
Value	62.00	134.00	152.00	300.00
Date	31-Mar-2014	30-Jun-2015	31-Dec-2015	30-Jun-2017





► Private contractors technically capable of implementing and supervising LIPW. (Percentage, Custom)

	Baseline	Actual (Previous)	Actual (Current)	End Target
Value	74.00	80.00	271.00	125.00
Date	31-Mar-2014	--	31-Dec-2015	30-Jun-2017

Overall Comments

Data on Financial Performance

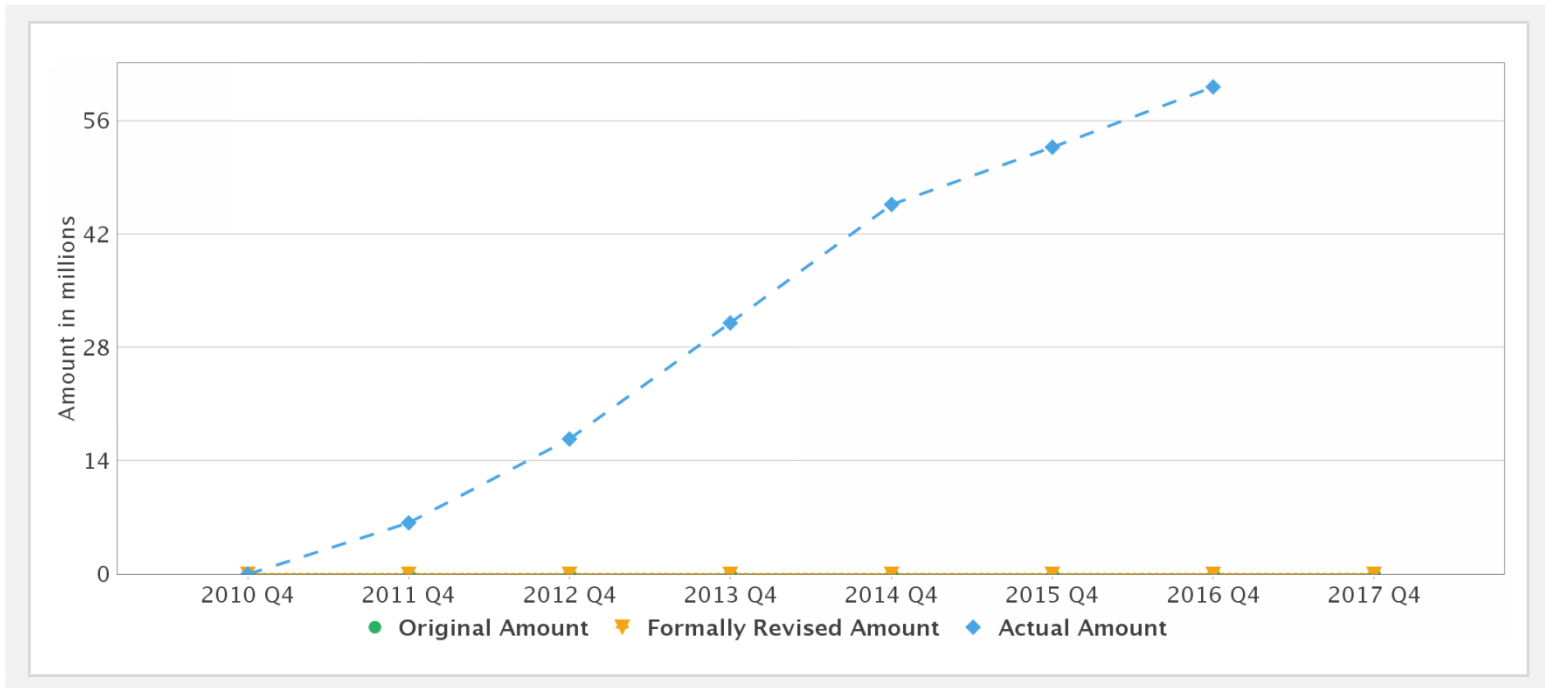
Disbursements (by loan)

Project	Loan/Credit/TF	Status	Currency	Original	Revised	Cancelled	Disbursed	Undisbursed	Disbursed
P115247	IDA-47350	Effective	XDR	58.40	58.40	0.00	58.40	0.00	 100%
P115247	IDA-54660	Effective	XDR	32.40	32.40	0.00	1.80	30.60	 6%

Key Dates (by loan)

Project	Loan/Credit/TF	Status	Approval Date	Signing Date	Effectiveness Date	Orig. Closing Date	Rev. Closing Date
P115247	IDA-47350	Effective	20-May-2010	08-Sep-2010	19-Oct-2010	30-Jun-2016	30-Jun-2017
P115247	IDA-54660	Effective	27-May-2014	10-Apr-2015	28-May-2015	30-Jun-2017	30-Jun-2017

Cumulative Disbursements



Restructuring History

There has been no restructuring to date.

Related Project(s)

P146923-AF Ghana Social Opportunities Project