



Second Community Agriculture Resource Management and Competitiveness Project (P133705)

EUROPE AND CENTRAL ASIA | Armenia | Agriculture Global Practice |
IBRD/IDA | Investment Project Financing | FY 2014 | Seq No: 8 | ARCHIVED on 30-Apr-2018 | ISR32199 |

Implementing Agencies: Ministry of Finance, Ministry of Agriculture, Agriculture Development Fund

Key Dates

Key Project Dates

Bank Approval Date:20-Jun-2014

Effectiveness Date:23-Jan-2015

Planned Mid Term Review Date:08-May-2017

Actual Mid-Term Review Date:12-Jul-2017

Original Closing Date:31-May-2020

Revised Closing Date:31-May-2020

Project Development Objectives

Project Development Objective (from Project Appraisal Document)

The Project Development Objective (PDO) is to (i) improve productivity and sustainability of pasture and livestock systems in targeted communities and (ii) increase the marketed production from selected livestock and high value agri-food value chains.

Has the Project Development Objective been changed since Board Approval of the Project Objective?

No

Components

Name

Component 1: Community/Pasture Livestock Management System:(Cost \$27.87 M)

Component 2: Value Chain Development:(Cost \$7.44 M)

Component 3: Strengthening Public Sector Institutions:(Cost \$2.45 M)

Component 4: Project Coordination and Management:(Cost \$2.24 M)

Overall Ratings

Name	Previous Rating	Current Rating
Progress towards achievement of PDO	● Satisfactory	● Satisfactory
Overall Implementation Progress (IP)	● Satisfactory	● Moderately Satisfactory
Overall Risk Rating	● Moderate	● Moderate



Implementation Status and Key Decisions

Overall, after three years since its effectiveness, the Project has made good progress in implementation of all components. The PDO is still relevant. Improved pasture management, livestock productivity and sustainable pasture/livestock livelihood systems remain a key concern in national policies.

The progress towards achievement of the PDO is satisfactory. Most of the PDO indicators are in line with the implementation stage and, in some cases, even exceeded the end-Project target.

The Project has made good progress in implementation of all components. In particular, under Component 1, instead of the initially planned 100 communities, the Project is currently engaged with 109 communities in the eight Marzes (Aragatsotn, Gegharkunik, Lori, Kotayk, Shirak, Syunik, Vayots Dzor and Tavush). Pasture Management and Livestock Development Plans (PMLDPs or Plans) for all 109 communities were developed and reviewed by the Bank and implementation of activities envisaged in the Plans for majority of communities have started. Under Component 2, three calls for proposals were announced on 20 August 2015, 19 April 2016, and 14 February, 2018, and 26 sub-projects of the first two calls have been completed and evaluated, while applications from the third call are under screening, technical review, selection and verification process. Under Component 3 *animal health services* sub-component, the training program for Community Veterinarians (CVs) has been completed, construction of one of the proposed Veterinary Service Centers (VSCs) in Mets Parni community has been completed, and construction of the second VSC is underway. Under the *food safety services* sub-component, the training for food safety inspectors and procurement of equipment for the State Food Safety Service (SFSS) was completed with 55 people participating. A server to help improve the management of SFSS operations and link the headquarters in Yerevan with the Marz-level offices has already been procured and the server room has been reconstructed. With Project assistance, a one stop-shop service center was opened in the premises of SFSS. Good progress was made in provision of the support to the *Scientific Center of Vegetable Crops* (SCVC), rehabilitated greenhouse of which is being used to produce seeds and seedlings. More support is envisaged. Project is planning to introduce elements of *Good Agricultural Practices* (GAP), preparation of TORs for the GAP survey is scheduled for mid 2018.

However, almost all described above progress was already achieved by the time of the MTR in July 2017, and since then the Project implementation slowed down, if not stopped.



Risks

Systematic Operations Risk-rating Tool



Risk Category	Rating at Approval	Previous Rating	Current Rating
Political and Governance	--	● Moderate	● Moderate
Macroeconomic	--	● Moderate	● Moderate
Sector Strategies and Policies	--	● Low	● Low
Technical Design of Project or Program	--	● Low	● Low
Institutional Capacity for Implementation and Sustainability	--	● Moderate	● Moderate
Fiduciary	--	● Moderate	● Moderate
Environment and Social	--	● Low	● Low
Stakeholders	--	● Low	● Low
Other	--	● Low	● Low
Overall	--	● Moderate	● Moderate

Results

Project Development Objective Indicators

► Increased livestock productivity: a) annual milk production per dairy cattle (liter per year) (Liter, Custom)

	Baseline	Actual (Previous)	Actual (Current)	End Target
Value	1,420.00	1,612.00	1,612.00	1,700.00
Date	15-Oct-2013	03-Jul-2017	01-Nov-2017	30-Nov-2019

▲ b) number of animals sold (sheep number) (Number, Custom Supplement)

	Baseline	Actual (Previous)	Actual (Current)	End Target
Value	56,000.00	30,047.00	32,217.00	67,000.00

▲ c) number of animals sold (cattle number) (Number, Custom Supplement)

	Baseline	Actual (Previous)	Actual (Current)	End Target
Value	27,500.00	25,764.00	26,985.00	33,000.00



► Improved community-level pasture and livestock system management effectiveness (score) (Number, Custom)

	Baseline	Actual (Previous)	Actual (Current)	End Target
Value	15.00	38.40	38.60	50.00
Date	15-Oct-2013	03-Jul-2017	01-Nov-2017	30-Nov-2019

► Increase in value of annual marketed production of milk, meat, fruits and vegetables (in AMD million) (Number, Custom)

	Baseline	Actual (Previous)	Actual (Current)	End Target
Value	0.00	851.00	851.00	800.00
Date	15-Oct-2013	03-Jul-2017	01-Nov-2017	30-Nov-2019

Overall Comments

The long-term M&E responsible person left ADF and for several months there was no responsible staff for M&E. About a month ago, ADF hired a new staff to perform M&E, but the person is just starting to fully function. The information/data is received from the local ADF offices (which used to be called Marz Support Teams (MSTs)), however with the PIU reorganization, these teams were also reorganized and staffing was changed. New staff was hired just a couple of months ago and has yet to be trained and understand their responsibilities. The data provided in the Results Framework is dated November 2017 and many of the indicators are needed to be updated to reflect the annual progress. This will be done in the next ISR. It is worth mentioning also that based on the Bank team advice the MIS system, which was designed for M&E purposes of the project during the preparation stage, will be upgraded to better serve its purpose.

Intermediate Results Indicators



▶ Additional number of Pasture User Cooperatives implementing Pasture Management and Livestock Development Plans (cumulative) (Number, Custom)

	Baseline	Actual (Previous)	Actual (Current)	End Target
Value	0.00	108.00	109.00	100.00
Date	15-Oct-2013	03-Jul-2017	01-Nov-2017	30-Nov-2019

▶ Targeted clients who are members of an association (percentage) (Percentage, Custom)

	Baseline	Actual (Previous)	Actual (Current)	End Target
Value	0.00	56.00	57.00	60.00
Date	15-Oct-2013	03-Jul-2017	01-Nov-2017	30-Nov-2019

▲ Targeted clients who are members of an association - male (number) (Number, Custom Breakdown)

	Baseline	Actual (Previous)	Actual (Current)	End Target
Value	0.00	8,158.00	8,158.00	7,700.00
Date	15-Oct-2013	03-Jul-2017	03-Jul-2017	30-Nov-2019

▲ Targeted clients who are members of an association – female (number) (Number, Custom Breakdown)

	Baseline	Actual (Previous)	Actual (Current)	End Target
Value	0.00	2,503.00	2,503.00	3,300.00
Date	15-Oct-2013	03-Jul-2017	03-Jul-2017	30-Nov-2019


▲ Targeted clients - male (number) (Number, Custom Breakdown)

	Baseline	Actual (Previous)	Actual (Current)	End Target
Value	0.00	8,158.00	8,158.00	7,700.00
Date	15-Oct-2013	03-Jul-2017	03-Jul-2017	30-Nov-2019

▲ Targeted clients - female (number) (Number, Custom Breakdown)

	Baseline	Actual (Previous)	Actual (Current)	End Target
Value	0.00	2,503.00	2,503.00	3,300.00
Date	15-Oct-2013	03-Jul-2017	03-Jul-2017	30-Nov-2019

► Client days of training provided (number) (Number, Custom)

	Baseline	Actual (Previous)	Actual (Current)	End Target
Value	0.00	5,956.00	5,956.00	21,000.00
Date	15-Oct-2013	03-Jul-2017	03-Jul-2017	30-Nov-2019

▲ Client days of training provided - Female (number) (Number, Custom Breakdown)

	Baseline	Actual (Previous)	Actual (Current)	End Target
Value	0.00	806.00	806.00	6,000.00
Date	15-Oct-2013	03-Jul-2017	03-Jul-2017	30-Nov-2019



► Land area under sustainable landscape management practices (Hectare(Ha), Corporate)

	Baseline	Actual (Previous)	Actual (Current)	End Target
Value	0.00	57,000.00	59,500.00	110,000.00
Date	15-Oct-2013	03-Jul-2017	01-Nov-2017	30-Nov-2019

► Increased efficiency of communal pasture management, as measured by increased communal budgetary revenues from lease of pastures (Percentage, Custom)

	Baseline	Actual (Previous)	Actual (Current)	End Target
Value	0.00	80.00	98.00	150.00
Date	15-Oct-2013	03-Jul-2017	01-Nov-2017	30-Nov-2019

► Number of sub-project investments completed (cumulative) (Number, Custom)

	Baseline	Actual (Previous)	Actual (Current)	End Target
Value	0.00	12.00	17.00	80.00
Date	15-Oct-2013	03-Jul-2017	01-Nov-2017	30-Nov-2019

► Number of food safety inspectors trained under project (cumulative) (Number, Custom)

	Baseline	Actual (Previous)	Actual (Current)	End Target
Value	0.00	55.00	55.00	50.00
Date	15-Oct-2013	01-Nov-2016	01-Nov-2016	30-Nov-2019



► Semi-annual reports and annual work plans prepared (Yes/No, Custom)

	Baseline	Actual (Previous)	Actual (Current)	End Target
Value	N	Y	Y	Y
Date	15-Oct-2013	03-Jul-2017	01-Nov-2017	30-Nov-2019

► M&E system developed and effective (Yes/No, Custom)




	Baseline	Actual (Previous)	Actual (Current)	End Target
Value	N	Y	Y	Y
Date	15-Oct-2013	01-Aug-2016	01-Aug-2016	30-Nov-2019

Overall Comments

The comments on M&E provided for the PDO indicators are also applicable here.

Data on Financial Performance

Disbursements (by loan)

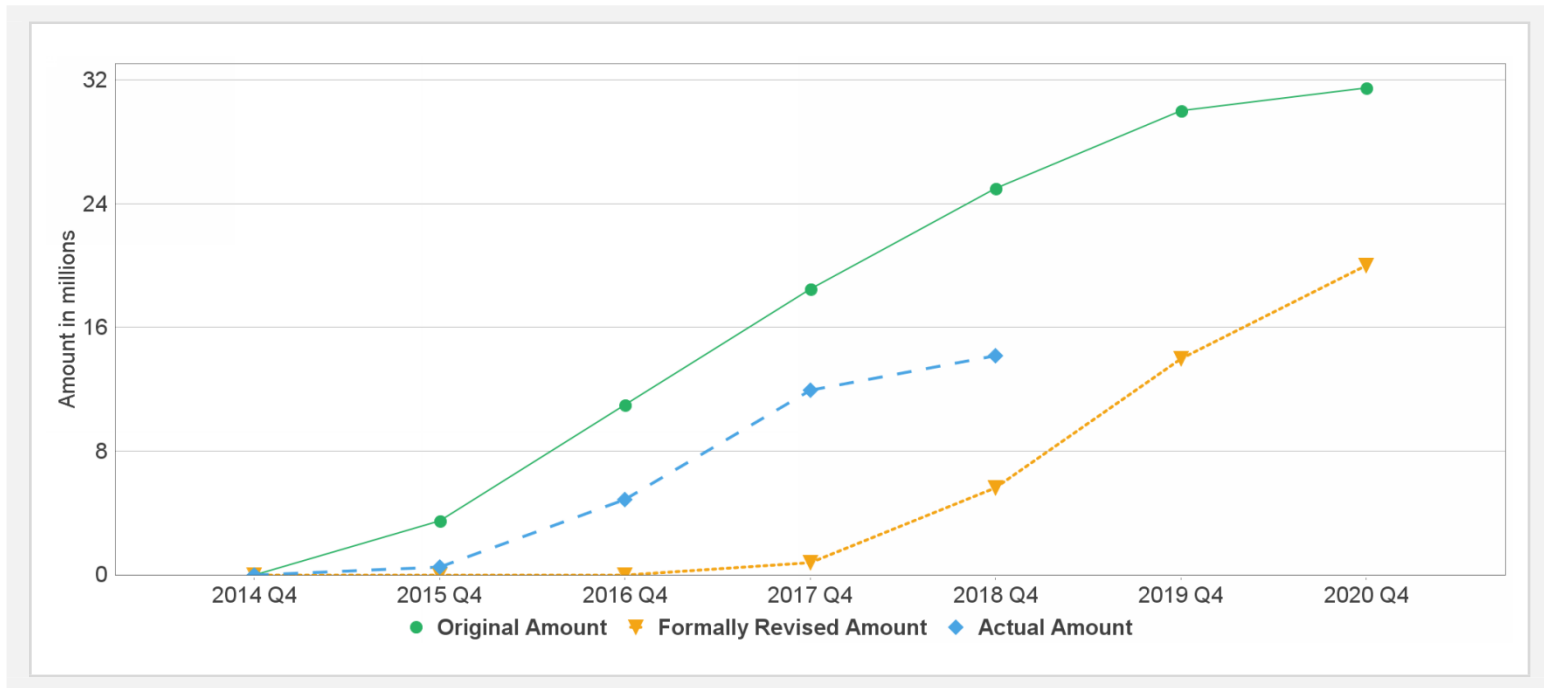
Project	Loan/Credit/TF	Status	Currency	Original	Revised	Cancelled	Disbursed	Undisbursed	Disbursed
P133705	IBRD-83740	Effective	USD	23.00	23.00	0.00	7.24	15.76	 31%
P133705	IDA-55040	Effective	USD	5.87	5.87	0.00	4.56	0.73	 86%
P133705	IDA-55050	Effective	USD	3.80	3.80	0.00	2.41	1.02	 70%

Key Dates (by loan)

Project	Loan/Credit/TF	Status	Approval Date	Signing Date	Effectiveness Date	Orig. Closing Date	Rev. Closing Date
P133705	IBRD-83740	Effective	20-Jun-2014	06-Aug-2014	23-Jan-2015	31-May-2020	31-May-2020
P133705	IDA-55040	Effective	20-Jun-2014	06-Aug-2014	23-Jan-2015	31-May-2020	31-May-2020
P133705	IDA-55050	Effective	20-Jun-2014	06-Aug-2014	23-Jan-2015	31-May-2020	31-May-2020



Cumulative Disbursements



Restructuring History

Level 2 Approved on 18-Jul-2017

Related Project(s)

There are no related projects.