Public Disclosure Authorized

Public Disclosure Authorized

# Worldwide Governance Indicators

## Country Data Report for Serbia, 1996-2014

This Country Data Report summarizes the data from the Worldwide Governance Indicators (WGI) project for a single country. The WGI report six aggregate governance indicators for over 200 countries and territories over the period 1996-2014, covering i) Voice and Accountability, ii) Political Stability and Absence of Violence/Terrorism, iii) Government Effectiveness, iv) Regulatory Quality, v) Rule of Law, and vi) Control of Corruption.

The line graphs on each page show the country's percentile rank on each of the six governance indicators. Percentile ranks indicate the percentage of countries worldwide that rank lower than the indicated country, so that higher values indicate better governance scores. The line graphs include margins of error shown as dashed lines, corresponding to 90% confidence intervals. Changes over time in the aggregate scores that are small relative to these margins of error should not be interpreted as signalling a statistically significant change in the indicators.

The WGI are composite measures based on a large number of underlying data sources. The source data for each aggregate indicator are reported in a table on each page. Individual data sources have been rescaled to run from 0 (low) to 1 (high). These scores are comparable over time and across countries since most individual measures are based on similar methodologies over time. Scores from different individual indicators are not however directly comparable with each other since the different data sources use different units and cover different sets of countries. Not all data sources cover all countries, and cases where data are not available are reported as "..". For some sources and countries, the underlying source data is confidential and cannot be publicly disclosed at the request of the organizations producing the data. These cases are reported as "NP".

For a full description of the WGI methodology, and interactive data access, and downloads of the aggregate and individual indicators, please visit www.govindicators.org.

**Disclaimer**

*The Worldwide Governance Indicators (WGI) are a research dataset summarizing the views on the quality of governance provided by a large number of enterprise, citizen and expert survey respondents in industrial and developing countries. These data are gathered from a number of survey institutes, think tanks, non-governmental organizations, international organizations, and private sector firms. The WGI do not reflect the official views of the World Bank, its Executive Directors, or the countries they represent. The WGI are not used by the World Bank Group to allocate resources.*

THE WORLD BANK
IBRD • IDA | WORLD BANK GROUP
DEVELOPMENT RESEARCH

# Worldwide Governance Indicators

## Serbia, 1996-2014

## Aggregate Indicator: Voice & Accountabillity

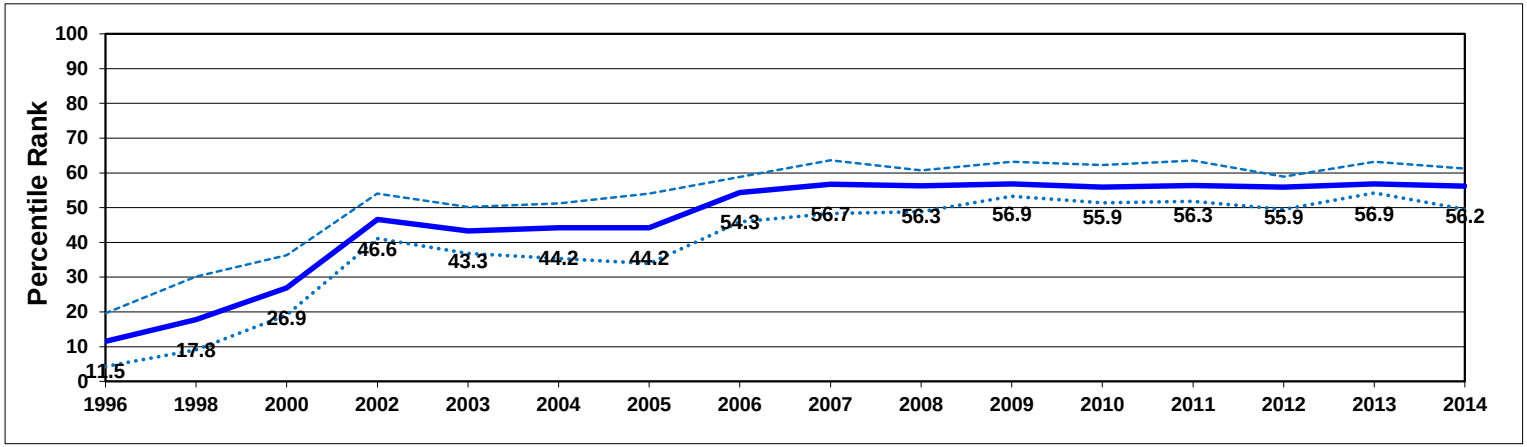


## Individual Indicators used to construct Voice & Accountability

| Code | Source | Website | 1996 | 1998 | 2000 | 2002 | 2003 | 2004 | 2005 | 2006 | 2007 | 2008 | 2009 | 2010 | 2011 | 2012 | 2013 | 2014 |
|---|---|---|---|---|---|---|---|---|---|---|---|---|---|---|---|---|---|---|
| AFR | Afrobarometer | http://www.afrobarometer.org | .. | .. | .. | .. | .. | .. | .. | .. | .. | .. | .. | .. | .. | .. | .. | .. |
| BTI | Bertelsmann Transformation Index | http://www.bertelsmann-transformation-index.de/ | .. | .. | .. | 0.67 | 0.72 | 0.72 | 0.77 | 0.77 | 0.80 | 0.80 | 0.80 | 0.80 | 0.80 | 0.78 | 0.78 | 0.77 |
| CCR | Freedom House Countries at the Crossroads | http://www.freedomhouse.org | .. | .. | .. | .. | .. | .. | .. | .. | .. | .. | .. | .. | .. | .. | .. | .. |
| EIU | Economist Intelligence Unit | http://www.eiu.com | 0.19 | 0.19 | 0.25 | 0.19 | 0.19 | 0.19 | 0.19 | 0.55 | 0.55 | 0.54 | 0.57 | 0.57 | 0.57 | 0.57 | 0.61 | 0.62 |
| FRH | Freedom House | http://www.freedomhouse.org | 0.25 | 0.32 | 0.43 | 0.62 | 0.62 | 0.64 | 0.64 | 0.67 | 0.66 | 0.66 | 0.71 | 0.70 | 0.71 | 0.70 | 0.70 | 0.69 |
| GCS | World Economic Forum Global Competitiveness Survey | http://www.weforum.org | .. | .. | .. | .. | 0.44 | 0.37 | 0.41 | 0.51 | 0.43 | 0.41 | 0.37 | 0.40 | 0.39 | 0.38 | 0.38 | 0.38 |
| GII | Global Integrity | http://www.globalintegrity.org/ | .. | .. | .. | .. | .. | .. | .. | 0.64 | 0.64 | 0.53 | 0.53 | 0.53 | 0.63 | 0.63 | .. | .. |
| GWP | Gallup World Poll | http://www.gallupworldpoll.com | .. | .. | .. | .. | .. | .. | .. | 0.48 | 0.48 | 0.56 | 0.56 | 0.56 | 0.56 | 0.25 | 0.33 | 0.36 |
| HUM | CIRI Human Rights Database | http://www.humanrightsdata.com | 0.25 | 0.13 | 0.13 | 1.00 | 0.44 | 0.69 | 0.75 | 0.69 | 0.88 | 0.88 | 0.88 | 0.75 | 0.75 | 0.75 | 0.75 | .. |
| IFD | IFAD Rural Sector Performance Assessments | http://www.ifad.org | .. | .. | .. | .. | .. | .. | .. | .. | .. | .. | .. | .. | .. | .. | .. | .. |
| IPD | Institutional Profiles Database | http://www.cepii.fr/ | .. | .. | .. | .. | .. | .. | .. | .. | .. | .. | 0.77 | 0.77 | 0.77 | 0.76 | 0.76 | 0.76 |
| IRP | IREEP African Electoral Index | http://www.ireep.org | .. | .. | .. | .. | .. | .. | .. | .. | .. | .. | .. | .. | .. | .. | .. | .. |
| LBO | Latinobarometro | http://www.latinobarometro.org | .. | .. | .. | .. | .. | .. | .. | .. | .. | .. | .. | .. | .. | .. | .. | .. |
| MSI | IREX Media Sustainability Index | http://www.irex.org | .. | .. | 0.47 | 0.63 | 0.61 | 0.63 | 0.62 | 0.62 | 0.60 | 0.59 | 0.52 | 0.52 | 0.48 | 0.48 | 0.48 | 0.45 |
| OBI | International Budget Project Open Budget Index | http://www.internationalbudget.org/ | .. | .. | .. | .. | .. | .. | .. | .. | 0.46 | 0.46 | 0.54 | 0.54 | 0.39 | 0.39 | 0.39 | 0.39 |
| PRS | Political Risk Services International Country Risk Guide | http://www.prsgroup.com | 0.25 | 0.50 | 0.42 | 0.50 | 0.67 | 0.67 | 0.67 | 0.67 | 0.79 | 0.79 | 0.79 | 0.79 | 0.79 | 0.79 | 0.79 | 0.79 |
| RSF | Reporters Without Borders Press Freedom Index | http://www.rsf.org | .. | .. | .. | 0.79 | 0.80 | 0.81 | 0.86 | 0.89 | 0.82 | 0.87 | 0.87 | 0.78 | 0.74 | 0.73 | 0.75 | 0.72 |
| VAB | Vanderbilt University Americas Barometer Survey | http://www.lapopsurveys.org | .. | .. | .. | .. | .. | .. | .. | .. | .. | .. | .. | .. | .. | .. | .. | .. |
| WCY | IMD World Competitiveness Yearbook | http://www.imd.ch | .. | .. | .. | .. | .. | .. | .. | .. | .. | .. | .. | .. | .. | .. | .. | .. |
| WJP | World Justice Project | http://www.worldjusticeproject.org. | .. | .. | .. | .. | .. | .. | .. | .. | .. | .. | .. | .. | .. | 0.51 | 0.53 | 0.53 |
| WMO | IHS Global Insight Country Risk Rating | http://www.globalinsight.com | 0.25 | 0.25 | 0.31 | 0.44 | 0.50 | 0.52 | 0.50 | 0.63 | 0.69 | 0.69 | 0.69 | 0.69 | 0.69 | 0.69 | 0.75 | .. |

# Worldwide Governance Indicators

## Serbia, 1996-2014

### Aggregate Indicator: Political Stability and Absence of Violence/Terrorism

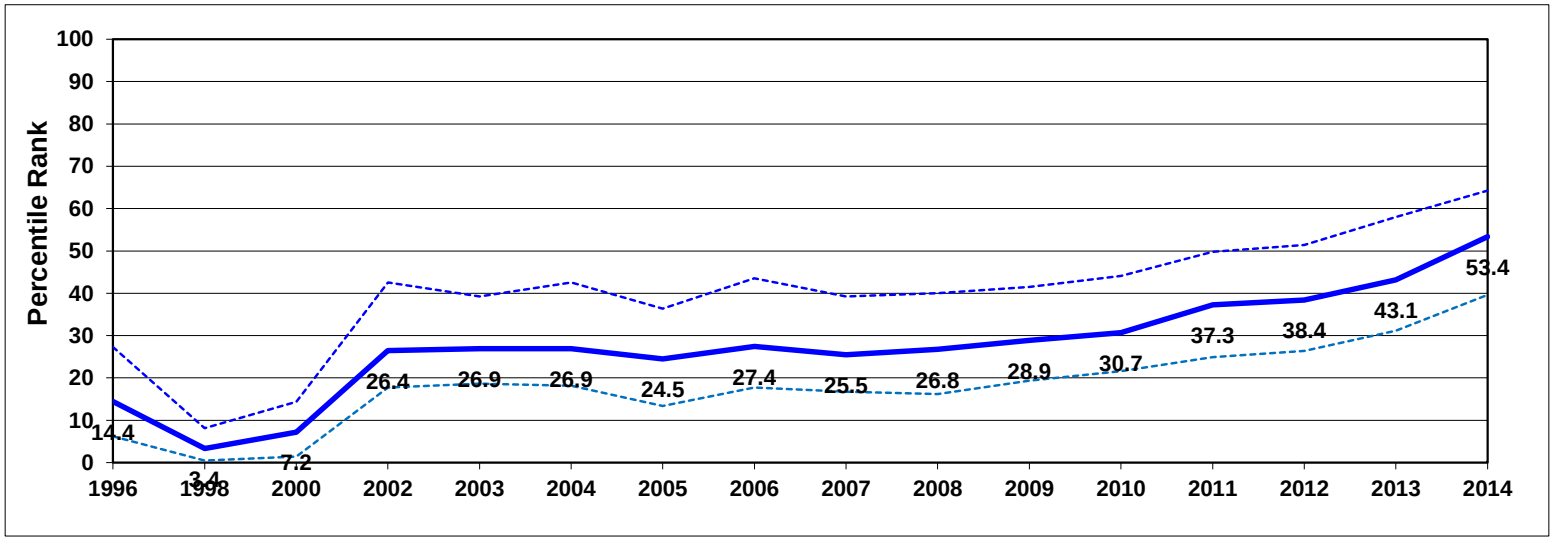


### Individual Indicators used to construct Political Stability and Absence of Violence

| Code | Source | Website | 1996 | 1998 | 2000 | 2002 | 2003 | 2004 | 2005 | 2006 | 2007 | 2008 | 2009 | 2010 | 2011 | 2012 | 2013 | 2014 |
|---|---|---|---|---|---|---|---|---|---|---|---|---|---|---|---|---|---|---|
| EIU | Economist Intelligence Unit | http://www.eiu.com | 0.20 | 0.15 | 0.25 | 0.50 | 0.50 | 0.35 | 0.30 | 0.35 | 0.35 | 0.35 | 0.35 | 0.35 | 0.40 | 0.40 | 0.50 | 0.50 |
| GCS | World Economic Forum Global Competitiveness Survey | http://www.weforum.org | .. | .. | .. | .. | 0.57 | 0.68 | 0.70 | 0.73 | 0.77 | 0.70 | 0.76 | 0.78 | 0.72 | 0.79 | 0.75 | 0.75 |
| HUM | CIRI Human Rights Database & Political Terror Scale | http://www.humanrightsdata.com | 0.50 | 0.03 | 0.19 | 0.66 | 0.50 | 0.66 | 0.66 | 0.66 | 0.81 | 0.69 | 0.69 | 0.69 | 0.81 | 0.81 | 0.84 | 0.88 |
| IJT | iJET Country Security Risk Ratings | https://worldcue.ijet.com/tic/login.jsp | .. | .. | .. | .. | .. | 0.25 | 0.25 | .. | 0.25 | 0.50 | 0.50 | 0.50 | 0.50 | 0.50 | 0.50 | 0.50 |
| IPD | Institutional Profiles Database | http://www.cepii.fr/ | .. | .. | .. | .. | .. | .. | .. | .. | .. | .. | 0.78 | 0.78 | 0.78 | 0.83 | 0.83 | 0.83 |
| PRS | Political Risk Services International Country Risk Guide | http://www.prsgroup.com | 0.69 | 0.36 | 0.58 | 0.55 | 0.65 | 0.67 | 0.64 | 0.65 | 0.67 | 0.61 | 0.64 | 0.65 | 0.63 | 0.59 | 0.61 | 0.65 |
| WCY | IMD World Competitiveness Yearbook | http://www.imd.ch | .. | .. | .. | .. | .. | .. | .. | .. | .. | .. | .. | .. | .. | .. | .. | .. |
| WJP | World Justice Project | http://www.worldjusticeproject.org. | .. | .. | .. | .. | .. | .. | .. | .. | .. | .. | .. | .. | .. | 1.00 | 1.00 | 1.00 |
| WMO | IHS Global Insight Country Risk Rating | http://www.globalinsight.com | 0.44 | 0.44 | 0.31 | 0.56 | 0.56 | 0.61 | 0.56 | 0.63 | 0.63 | 0.63 | 0.63 | 0.63 | 0.63 | 0.63 | 0.63 | 0.79 |

# Worldwide Governance Indicators

## Serbia, 1996-2014

## Aggregate Indicator: Government Effectiveness

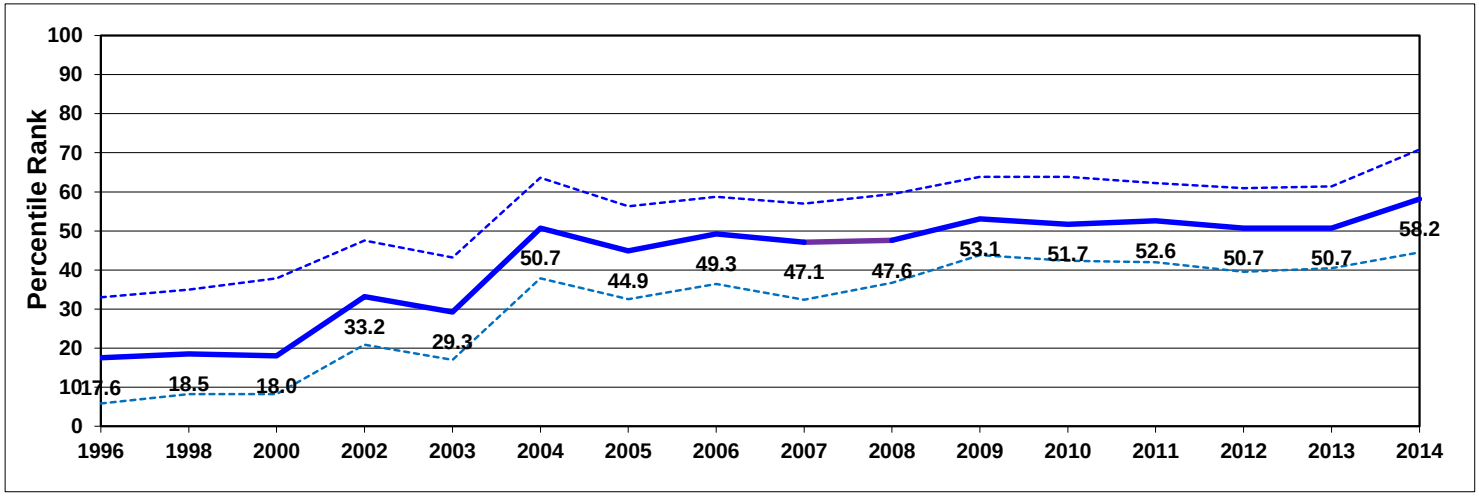


## Individual Indicators used to construct Government Effectiveness

| Code | Source | Website | 1996 | 1998 | 2000 | 2002 | 2003 | 2004 | 2005 | 2006 | 2007 | 2008 | 2009 | 2010 | 2011 | 2012 | 2013 | 2014 |
|---|---|---|---|---|---|---|---|---|---|---|---|---|---|---|---|---|---|---|
| ADB | African Development Bank CPIA | http://cpia.afdb.org/ | .. | .. | .. | .. | .. | .. | .. | .. | .. | .. | .. | .. | .. | .. | .. | .. |
| AFR | Afrobarometer | http://www.afrobarometer.org | .. | .. | .. | .. | .. | .. | .. | .. | .. | .. | .. | .. | .. | .. | .. | .. |
| ASD | Asian Development Bank CPIA | http://www.adb.org/ | .. | .. | .. | .. | .. | .. | .. | .. | .. | .. | .. | .. | .. | .. | .. | .. |
| BPS | Business Enterprise Environment Survey | http://www.worldbank.org/eca/governance | .. | .. | 0.74 | 0.77 | 0.77 | 0.77 | 0.80 | 0.80 | 0.80 | 0.75 | 0.75 | 0.75 | 0.75 | 0.75 | 0.94 | 0.94 |
| BTI | Bertelsmann Transformation Index | http://www.bertelsmann-transformation-index.de/ | .. | .. | .. | 0.63 | 0.57 | 0.57 | 0.59 | 0.59 | 0.68 | 0.68 | 0.70 | 0.70 | 0.70 | 0.73 | 0.73 | 0.73 |
| EIU | Economist Intelligence Unit | http://www.eiu.com | 0.25 | 0.13 | 0.00 | 0.00 | 0.00 | 0.25 | 0.25 | 0.25 | 0.25 | 0.25 | 0.25 | 0.25 | 0.25 | 0.25 | 0.25 | 0.25 |
| GCS | World Economic Forum Global Competitiveness Survey | http://www.weforum.org | .. | .. | .. | .. | 0.29 | 0.34 | 0.31 | 0.39 | 0.37 | 0.36 | 0.42 | 0.42 | 0.38 | 0.41 | 0.44 | 0.42 |
| GWP | Gallup World Poll | http://www.gallupworldpoll.com | .. | .. | .. | .. | .. | .. | .. | 0.52 | 0.52 | 0.52 | 0.60 | 0.55 | 0.51 | 0.46 | 0.42 | 0.43 |
| IFD | IFAD Rural Sector Performance Assessments | http://www.ifad.org | .. | .. | .. | .. | .. | .. | .. | .. | .. | .. | .. | .. | .. | .. | .. | .. |
| IPD | Institutional Profiles Database | http://www.cepii.fr/ | .. | .. | .. | .. | .. | .. | .. | .. | .. | .. | 0.94 | 0.94 | 0.94 | 0.75 | 0.75 | 0.75 |
| LBO | Latinobarometro | http://www.latinobarometro.org | .. | .. | .. | .. | .. | .. | .. | .. | .. | .. | .. | .. | .. | .. | .. | .. |
| PIA | World Bank Country Policy and Institutional Assessments | http://www.worldbank.org | .. | .. | .. | NP | NP | NP | NP | NP | NP | NP | NP | NP | NP | NP | NP | NP |
| PRS | Political Risk Services International Country Risk Guide | http://www.prsgroup.com | 0.50 | 0.50 | 0.50 | 0.50 | 0.50 | 0.50 | 0.50 | 0.50 | 0.50 | 0.50 | 0.50 | 0.50 | 0.50 | 0.50 | 0.50 | 0.50 |
| WCY | IMD World Competitiveness Yearbook | http://www.imd.ch | .. | .. | .. | .. | .. | .. | .. | .. | .. | .. | .. | .. | .. | .. | .. | .. |
| WMO | IHS Global Insight Country Risk Rating | http://www.globalinsight.com | 0.25 | 0.25 | 0.31 | 0.44 | 0.44 | 0.55 | 0.50 | 0.50 | 0.50 | 0.50 | 0.50 | 0.50 | 0.50 | 0.50 | 0.50 | 0.72 |

# Worldwide Governance Indicators

## Serbia, 1996-2014

### Aggregate Indicator: Regulatory Quality

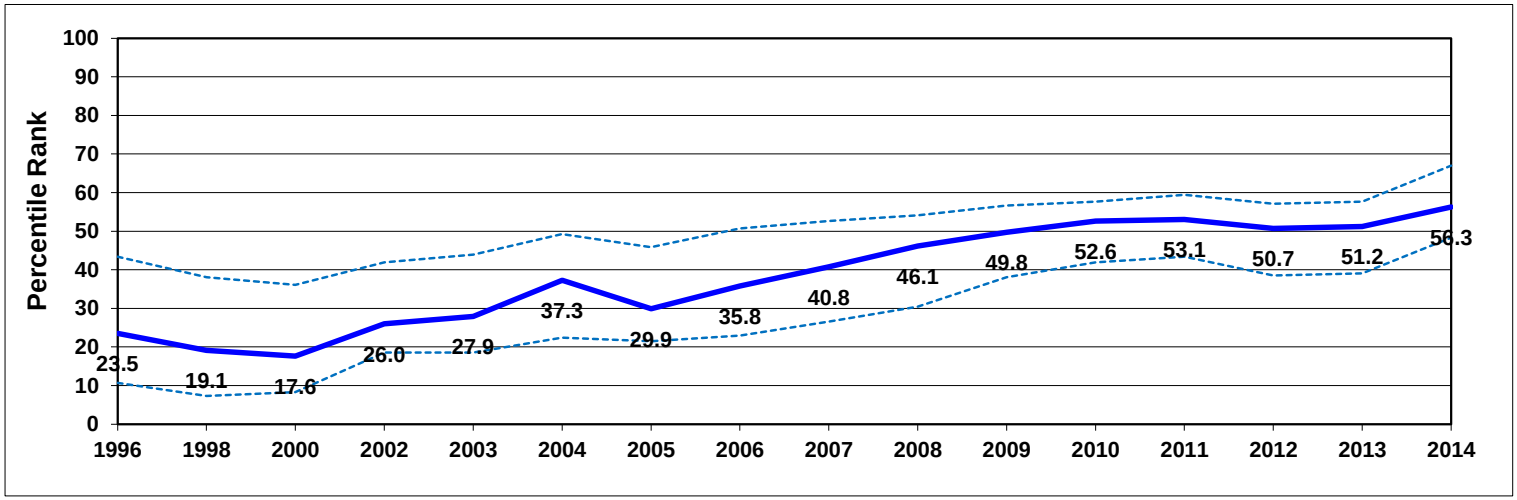


### Individual Indicators used to construct Regulatory Quality

| Code | Source | Website | 1996 | 1998 | 2000 | 2002 | 2003 | 2004 | 2005 | 2006 | 2007 | 2008 | 2009 | 2010 | 2011 | 2012 | 2013 | 2014 |
|---|---|---|---|---|---|---|---|---|---|---|---|---|---|---|---|---|---|---|
| ADB | African Development Bank CPIA | http://cpia.afdb.org/ | .. | .. | .. | .. | .. | .. | .. | .. | .. | .. | .. | .. | .. | .. | .. | .. |
| ASD | Asian Development Bank CPIA | http://www.adb.org/ | .. | .. | .. | .. | .. | .. | .. | .. | .. | .. | .. | .. | .. | .. | .. | .. |
| BPS | Business Enterprise Environment Survey | http://www.worldbank.org/eca/governance | .. | .. | 0.67 | 0.58 | 0.58 | 0.58 | 0.61 | 0.61 | 0.61 | 0.74 | 0.74 | 0.74 | 0.74 | 0.74 | 0.91 | 0.91 |
| BTI | Bertelsmann Transformation Index | http://www.bertelsmann-transformation-index.de/ | .. | .. | .. | 0.50 | 0.60 | 0.60 | 0.65 | 0.65 | 0.70 | 0.70 | 0.78 | 0.78 | 0.78 | 0.85 | 0.85 | 0.80 |
| EBR | European Bank for Reconstruction & Development Transition Report | http://www.ebrd.org | 0.08 | .. | .. | 0.36 | 0.44 | 0.44 | 0.47 | 0.50 | 0.53 | 0.56 | 0.58 | 0.61 | 0.61 | 0.61 | 0.61 | 0.61 |
| EIU | Economist Intelligence Unit | http://www.eiu.com | 0.35 | 0.35 | 0.35 | 0.35 | 0.35 | 0.35 | 0.35 | 0.45 | 0.45 | 0.45 | 0.45 | 0.45 | 0.45 | 0.45 | 0.40 | 0.60 |
| GCS | World Economic Forum Global Competitiveness Survey | http://www.weforum.org | .. | .. | .. | .. | 0.38 | 0.45 | 0.41 | 0.32 | 0.36 | 0.33 | 0.36 | 0.33 | 0.34 | 0.35 | 0.40 | 0.37 |
| HER | Heritage Foundation Index of Economic Freedom | http://www.heritage.org | .. | .. | .. | 0.20 | .. | .. | .. | .. | .. | 0.45 | 0.50 | 0.55 | 0.55 | 0.57 | 0.63 | 0.63 |
| IFD | IFAD Rural Sector Performance Assessments | http://www.ifad.org | .. | .. | .. | .. | .. | .. | .. | .. | .. | .. | .. | .. | .. | .. | .. | .. |
| IPD | Institutional Profiles Database | http://www.cepii.fr/ | .. | .. | .. | .. | .. | .. | .. | .. | .. | .. | 0.54 | 0.54 | 0.54 | 0.56 | 0.56 | 0.56 |
| PIA | World Bank Country Policy and Institutional Assessments | http://www.worldbank.org | .. | .. | .. | NP | NP | NP | NP | NP | NP | NP | NP | NP | NP | NP | NP | NP |
| PRS | Political Risk Services International Country Risk Guide | http://www.prsgroup.com | 0.55 | 0.09 | 0.00 | 0.64 | 0.64 | 0.64 | 0.64 | 0.59 | 0.59 | 0.59 | 0.59 | 0.55 | 0.59 | 0.55 | 0.55 | 0.55 |
| WCY | IMD World Competitiveness Yearbook | http://www.imd.ch | .. | .. | .. | .. | .. | .. | .. | .. | .. | .. | .. | .. | .. | .. | .. | .. |
| WJP | World Justice Project | http://www.worldjusticeproject.org. | .. | .. | .. | .. | .. | .. | .. | .. | .. | .. | .. | .. | .. | 0.43 | 0.45 | 0.43 |
| WMO | IHS Global Insight Country Risk Rating | http://www.globalinsight.com | 0.44 | 0.44 | 0.44 | 0.50 | 0.44 | 0.53 | 0.44 | 0.50 | 0.50 | 0.50 | 0.50 | 0.56 | 0.56 | 0.56 | 0.56 | 0.67 |

# Worldwide Governance Indicators

## Serbia, 1996-2014

### Aggregate Indicator: Rule of Law

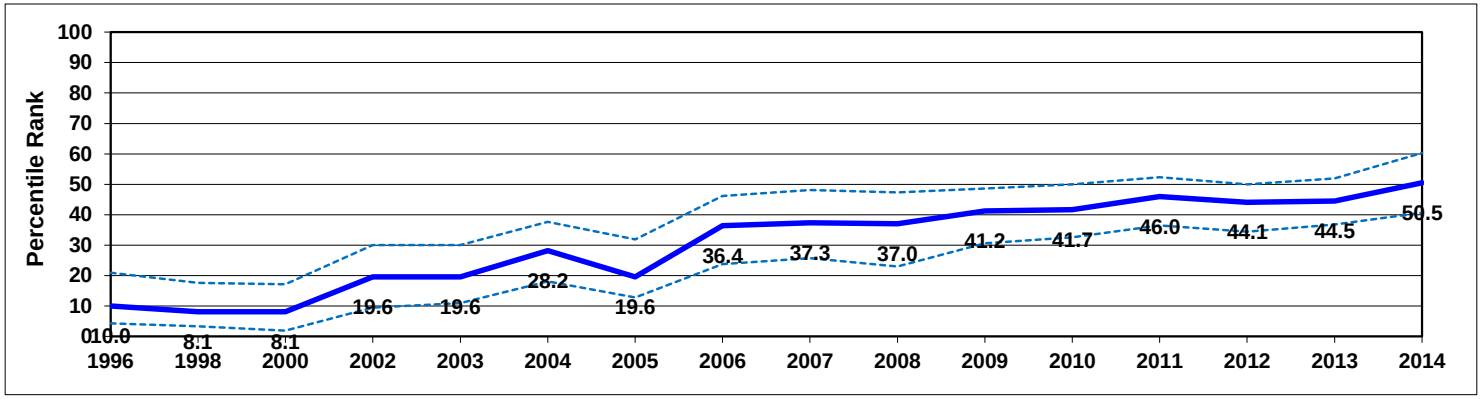


### Individual Indicators used to construct Rule of Law

| Code | Source | Website | 1996 | 1998 | 2000 | 2002 | 2003 | 2004 | 2005 | 2006 | 2007 | 2008 | 2009 | 2010 | 2011 | 2012 | 2013 | 2014 |
|---|---|---|---|---|---|---|---|---|---|---|---|---|---|---|---|---|---|---|
| ADB | African Development Bank CPIA | http://cpia.afdb.org/ | .. | .. | .. | .. | .. | .. | .. | .. | .. | .. | .. | .. | .. | .. | .. | .. |
| AFR | Afrobarometer | http://www.afrobarometer.org | .. | .. | .. | .. | .. | .. | .. | .. | .. | .. | .. | .. | .. | .. | .. | .. |
| ASD | Asian Development Bank CPIA | http://www.adb.org/ | .. | .. | .. | .. | .. | .. | .. | .. | .. | .. | .. | .. | .. | .. | .. | .. |
| BPS | Business Enterprise Environment Survey | http://www.worldbank.org/eca/governance | .. | .. | 0.54 | 0.50 | 0.50 | 0.50 | 0.43 | 0.43 | 0.43 | 0.48 | 0.48 | 0.48 | 0.48 | 0.48 | 0.93 | 0.93 |
| BTI | Bertelsmann Transformation Index | http://www.bertelsmann-transformation-index.de/ | .. | .. | .. | 0.50 | 0.70 | 0.70 | 0.70 | 0.70 | 0.70 | 0.70 | 0.73 | 0.73 | 0.73 | 0.73 | 0.73 | 0.73 |
| CCR | Freedom House Countries at the Crossroads | http://www.freedomhouse.org | .. | .. | .. | .. | .. | .. | .. | .. | .. | .. | .. | .. | .. | .. | .. | .. |
| EIU | Economist Intelligence Unit | http://www.eiu.com | 0.16 | 0.16 | 0.19 | 0.09 | 0.09 | 0.13 | 0.13 | 0.38 | 0.38 | 0.38 | 0.38 | 0.38 | 0.38 | 0.38 | 0.44 | 0.47 |
| FRH | Freedom House | http://www.freedomhouse.org | .. | 0.33 | 0.25 | 0.46 | 0.46 | 0.46 | 0.46 | 0.46 | 0.42 | 0.42 | 0.42 | 0.42 | 0.42 | 0.42 | 0.42 | 0.42 |
| GCS | World Economic Forum Global Competitiveness Survey | http://www.weforum.org | .. | .. | .. | .. | 0.36 | 0.38 | 0.38 | 0.40 | 0.45 | 0.48 | 0.40 | 0.43 | 0.39 | 0.42 | 0.39 | 0.41 |
| GII | Global Integrity | http://www.globalintegrity.org/ | .. | .. | .. | .. | .. | .. | .. | 0.63 | 0.63 | 0.43 | 0.43 | 0.43 | 0.61 | 0.61 | .. | .. |
| GWP | Gallup World Poll | http://www.gallupworldpoll.com | .. | .. | .. | .. | .. | .. | .. | 0.61 | 0.61 | 0.61 | 0.61 | 0.61 | 0.61 | 0.58 | 0.58 | 0.59 |
| HER | Heritage Foundation Index of Economic Freedom | http://www.heritage.org | .. | .. | .. | 0.30 | .. | .. | .. | .. | .. | 0.40 | 0.40 | 0.40 | 0.40 | 0.40 | 0.40 | 0.45 |
| HUM | CIRI Human Rights Database | http://www.humanrightsdata.com | 0.00 | 0.00 | 0.00 | 0.50 | 0.50 | 0.50 | 0.00 | 0.00 | 0.50 | 0.00 | 0.00 | 0.00 | 0.50 | 0.50 | 0.50 | .. |
| IFD | IFAD Rural Sector Performance Assessments | http://www.ifad.org | .. | .. | .. | .. | .. | .. | .. | .. | .. | .. | .. | .. | .. | .. | .. | .. |
| IPD | Institutional Profiles Database | http://www.cepii.fr/ | .. | .. | .. | .. | .. | .. | .. | .. | .. | .. | 0.51 | 0.51 | 0.51 | 0.46 | 0.46 | 0.46 |
| LBO | Latinobarometro | http://www.latinobarometro.org | .. | .. | .. | .. | .. | .. | .. | .. | .. | .. | .. | .. | .. | .. | .. | .. |
| PIA | World Bank Country Policy and Institutional Assessments | http://www.worldbank.org | .. | .. | .. | NP | NP | NP | NP | NP | NP | NP | NP | NP | NP | NP | NP | NP |
| PRS | Political Risk Services International Country Risk Guide | http://www.prsgroup.com | 0.83 | 0.67 | 0.33 | 0.50 | 0.58 | 0.58 | 0.58 | 0.58 | 0.58 | 0.58 | 0.58 | 0.58 | 0.58 | 0.58 | 0.58 | 0.58 |
| TPR | US State Department Trafficking in People report | http://www.state.gov/g/tip/rls/tiprpt | .. | .. | 0.00 | 0.50 | 0.33 | 0.67 | 0.67 | 0.67 | 0.67 | 0.67 | 0.67 | 0.67 | 0.67 | 0.67 | 0.67 | 0.67 |
| VAB | Vanderbilt University Americas Barometer Survey | http://www.lapopsurveys.org | .. | .. | .. | .. | .. | .. | .. | .. | .. | .. | .. | .. | .. | .. | .. | .. |
| WCY | IMD World Competitiveness Yearbook | http://www.imd.ch | .. | .. | .. | .. | .. | .. | .. | .. | .. | .. | .. | .. | .. | .. | .. | .. |
| WJP | World Justice Project | http://www.worldjusticeproject.org. | .. | .. | .. | .. | .. | .. | .. | .. | .. | .. | .. | .. | .. | 0.59 | 0.58 | 0.59 |
| WMO | IHS Global Insight Country Risk Rating | http://www.globalinsight.com | 0.19 | 0.19 | 0.25 | 0.38 | 0.38 | 0.49 | 0.38 | 0.44 | 0.44 | 0.44 | 0.44 | 0.44 | 0.50 | 0.50 | 0.50 | 0.72 |

# Worldwide Governance Indicators

## Serbia, 1996-2014

### Aggregate Indicator: Control of Corruption

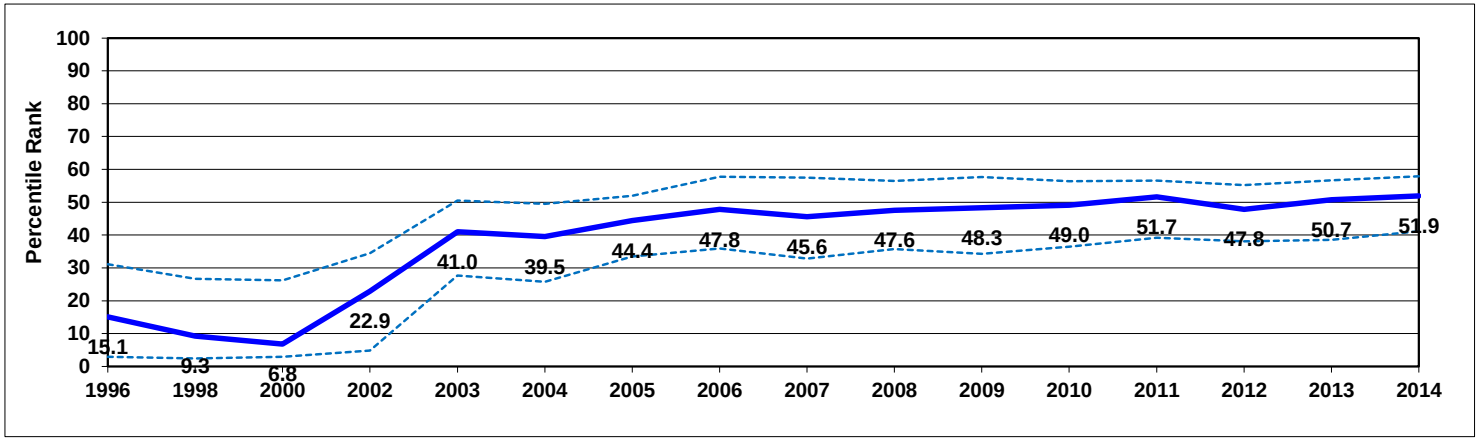


### Individual Indicators used to construct Control of Corruption

| Code | Source | Website | 1996 | 1998 | 2000 | 2002 | 2003 | 2004 | 2005 | 2006 | 2007 | 2008 | 2009 | 2010 | 2011 | 2012 | 2013 | 2014 |
|---|---|---|---|---|---|---|---|---|---|---|---|---|---|---|---|---|---|---|
| ADB | African Development Bank CPIA | http://cpia.afdb.org/ | .. | .. | .. | .. | .. | .. | .. | .. | .. | .. | .. | .. | .. | .. | .. | .. |
| AFR | Afrobarometer | http://www.afrobarometer.org | .. | .. | .. | .. | .. | .. | .. | .. | .. | .. | .. | .. | .. | .. | .. | .. |
| ASD | Asian Development Bank CPIA | http://www.adb.org/ | .. | .. | .. | .. | .. | .. | .. | .. | .. | .. | .. | .. | .. | .. | .. | .. |
| BPS | Business Enterprise Environment Survey | http://www.worldbank.org/eca/governance | .. | .. | 0.33 | 0.72 | 0.72 | 0.72 | 0.68 | 0.68 | 0.68 | 0.66 | 0.66 | 0.66 | 0.66 | 0.66 | 0.90 | 0.90 |
| BTI | Bertelsmann Transformation Index | http://www.bertelsmann-transformation-index.de/ | .. | .. | .. | .. | 0.55 | 0.55 | 0.65 | 0.65 | 0.60 | 0.60 | 0.60 | 0.60 | 0.60 | 0.60 | 0.60 | 0.70 |
| CCR | Freedom House Countries at the Crossroads | http://www.freedomhouse.org | .. | .. | .. | .. | .. | .. | .. | .. | .. | .. | .. | .. | .. | .. | .. | .. |
| EIU | Economist Intelligence Unit | http://www.eiu.com | 0.00 | 0.00 | 0.00 | 0.00 | 0.00 | 0.00 | 0.00 | 0.25 | 0.25 | 0.25 | 0.25 | 0.25 | 0.25 | 0.25 | 0.25 | 0.25 |
| FRH | Freedom House | http://www.freedomhouse.org | .. | 0.00 | 0.13 | 0.33 | 0.33 | 0.33 | 0.38 | 0.42 | 0.42 | 0.42 | 0.42 | 0.46 | 0.46 | 0.46 | 0.46 | 0.46 |
| GCB | Transparency International Global Corruption Barometer Survey | http://www.transparency.org | .. | .. | .. | .. | .. | .. | 0.54 | 0.62 | 0.64 | 0.55 | 0.55 | 0.56 | 0.56 | 0.47 | 0.47 | 0.47 |
| GCS | World Economic Forum Global Competitiveness Survey | http://www.weforum.org | .. | .. | .. | .. | 0.40 | 0.44 | 0.50 | 0.49 | 0.39 | 0.43 | 0.39 | 0.35 | 0.37 | 0.37 | 0.41 | 0.41 |
| GII | Global Integrity | http://www.globalintegrity.org/ | .. | .. | .. | .. | .. | .. | .. | 0.55 | 0.55 | 0.48 | 0.48 | 0.48 | 0.70 | 0.70 | .. | .. |
| GWP | Gallup World Poll | http://www.gallupworldpoll.com | .. | .. | .. | .. | .. | .. | .. | 0.31 | 0.31 | 0.29 | 0.29 | 0.19 | 0.18 | 0.16 | 0.26 | 0.27 |
| IFD | IFAD Rural Sector Performance Assessments | http://www.ifad.org | .. | .. | .. | .. | .. | .. | .. | .. | .. | .. | .. | .. | .. | .. | .. | .. |
| IPD | Institutional Profiles Database | http://www.cepii.fr/ | .. | .. | .. | .. | .. | .. | .. | .. | .. | .. | 0.33 | 0.33 | 0.33 | 0.33 | 0.33 | 0.33 |
| LBO | Latinobarometro | http://www.latinobarometro.org | .. | .. | .. | .. | .. | .. | .. | .. | .. | .. | .. | .. | .. | .. | .. | .. |
| PIA | World Bank Country Policy and Institutional Assessments | http://www.worldbank.org | .. | .. | .. | NP | NP | NP | NP | NP | NP | NP | NP | NP | NP | NP | NP | NP |
| PRC | Political Economic Risk Consultancy Corruption in Asia | http://www.asiarisk.com/ | .. | .. | .. | .. | .. | .. | .. | .. | .. | .. | .. | .. | .. | .. | .. | .. |
| PRS | Political Risk Services International Country Risk Guide | http://www.prsgroup.com | 0.50 | 0.17 | 0.17 | 0.17 | 0.33 | 0.33 | 0.33 | 0.33 | 0.33 | 0.33 | 0.33 | 0.33 | 0.33 | 0.33 | 0.33 | 0.33 |
| VAB | Vanderbilt University Americas Barometer Survey | http://www.lapopsurveys.org | .. | .. | .. | .. | .. | .. | .. | .. | .. | .. | .. | .. | .. | .. | .. | .. |
| WCY | IMD World Competitiveness Yearbook | http://www.imd.ch | .. | .. | .. | .. | .. | .. | .. | .. | .. | .. | .. | .. | .. | .. | .. | .. |
| WJP | World Justice Project | http://www.worldjusticeproject.org. | .. | .. | .. | .. | .. | .. | .. | .. | .. | .. | .. | .. | .. | 0.42 | 0.41 | 0.41 |
| WMO | IHS Global Insight Country Risk Rating | http://www.globalinsight.com | 0.25 | 0.25 | 0.25 | 0.25 | 0.50 | 0.53 | 0.50 | 0.50 | 0.50 | 0.50 | 0.50 | 0.50 | 0.50 | 0.50 | 0.50 | 0.67 |