



## Local Government Development Program (P127543)

AFRICA | Mauritania | Social, Urban, Rural and Resilience Global Practice Global Practice |  
IBRD/IDA | Investment Project Financing | FY 2013 | Seq No: 9 | ARCHIVED on 07-Dec-2017 | ISR29545 |

Implementing Agencies: Islamic Republic of Mauritania, Ministry of Economic Affairs and Development

### Key Dates

#### Key Project Dates

Bank Approval Date:18-Jun-2013

Effectiveness Date:24-Feb-2014

Planned Mid Term Review Date:22-Sep-2016

Actual Mid-Term Review Date:07-Nov-2016

Original Closing Date:30-Jun-2019

Revised Closing Date:30-Jun-2019

### Project Development Objectives

Project Development Objective (from Project Appraisal Document)

The Project Development Objective (PDO) is to strengthen the institutional performance of Mauritania's targeted local governments in order to improve their capacity to deliver services.

Has the Project Development Objective been changed since Board Approval of the Project Objective?

No

### Components

Name

Component 1: Conditional Performance Grants for Local Governments (US\$70 million – GoM US\$ 42 million, IDA US\$15 million and EU US\$13 million):(Cost \$70.00 M)

Component 2: Targeted Capacity Support to Targeted Local Governments, Deconcentrated and Central Institutions and Agencies (US\$19 million – GoM US\$ 4 million, IDA US\$6 million and EU US\$9 million):(Cost \$19.00 M)

Component 3 – Project Management Support and Monitoring and Evaluation (US\$ 11.3 million – GoM US\$6 million, IDA US\$2.3 million and EU US\$3 million):(Cost \$11.30 M)

Unallocated:(Cost \$1.70 M)

### Overall Ratings

Name	Previous Rating	Current Rating
Progress towards achievement of PDO	● Satisfactory	● Satisfactory
Overall Implementation Progress (IP)	● Moderately Satisfactory	● Moderately Satisfactory
Overall Risk Rating	● Substantial	● Substantial



## Implementation Status and Key Decisions

This ISR is based on the findings of a mission which took place from 21 to 29 September 2017, and which included site visits in the commune of Keur Macen. The conditional grant component keeps progressing well and more than 200 sub-projects have been delivered. The partnerships with government institutions are now under implementation. The Strategy for Decentralization, one essential piece to maximize the results of the projects, is currently being procured and should start in December or January.

Results achieved so far include: (i) 65 participating LGs eligible to the Performance Grant; (ii) 630,000 people benefiting from the project compared to the end of project target of 456,000; and (iii) 440,000 person-days employment created under LG's sub-projects. This had led to the completion of 240 sub-projects (essentially classrooms and health centers, as well as markets) and 230 additional sub-projects are currently under construction.

The next supervision mission will take place in February 2018.

## Risks

### Systematic Operations Risk-rating Tool

Risk Category	Rating at Approval	Previous Rating	Current Rating
Political and Governance	--	● Substantial	● Substantial
Macroeconomic	--	● Moderate	● Moderate
Sector Strategies and Policies	--	● Substantial	● Substantial
Technical Design of Project or Program	--	● High	● High
Institutional Capacity for Implementation and Sustainability	--	● High	● High
Fiduciary	--	● Substantial	● Substantial
Environment and Social	--	● High	● Moderate
Stakeholders	--	● High	● High
Other	--	● Low	● Low
Overall	--	● Substantial	● Substantial

## Results

### Project Development Objective Indicators

► Participating LGs scoring at least 75 of 100 points in the annual performance assessment (Number, Custom)

	Baseline	Actual (Previous)	Actual (Current)	End Target
Value	0.00	52.00	83.00	75.00
Date	19-Jun-2013	15-Mar-2017	20-Nov-2017	31-Dec-2018



► Participating LGs meeting the Minimum Conditions for access to the Conditional Performance Grant (Number, Custom)

	Baseline	Actual (Previous)	Actual (Current)	End Target
Value	0.00	98.00	96.00	100.00
Date	19-Jun-2013	15-Mar-2017	20-Nov-2017	31-Dec-2018

► Direct project beneficiaries (Number, Custom)

	Baseline	Actual (Previous)	Actual (Current)	End Target
Value	0.00	0.00	630,000.00	456,000.00
Date	19-Jun-2013	07-Nov-2016	31-Aug-2017	31-Dec-2018

▲ Female beneficiaries (Percentage, Custom Supplement)

	Baseline	Actual (Previous)	Actual (Current)	End Target
Value	0.00	0.00	51.00	51.00

► Financed subprojects functioning and delivering services to communities one year after completion (Percentage, Custom)

	Baseline	Actual (Previous)	Actual (Current)	End Target
Value	0.00	0.00	70.00	90.00
Date	19-Jun-2013	01-Feb-2017	31-Aug-2017	31-Dec-2018



► Number of agencies achieving at least 70% of their performance targets as per the contracts agreed with the PCU (Number, Custom)

	Baseline	Actual (Previous)	Actual (Current)	End Target
Value	0.00	3.00	1.00	3.00
Date	19-Jun-2013	15-Mar-2017	31-Aug-2017	31-Dec-2018

Comments

Following the MTR, the number of partnerships have been reduced to 3 only. This will be reflected in the forthcoming Restructuring of the project.

Overall Comments

Intermediate Results Indicators

► Timely publication of indicative allocation of Conditional Performance Grants to LGs (Text, Custom)

	Baseline	Actual (Previous)	Actual (Current)	End Target
Value	Jun 19,2013	October 18, 2016	October 18, 2016	October 1, 2017
Date	19-Jun-2013	15-Mar-2017	15-Mar-2017	31-Dec-2018

Comments

Due to the project restructuring, the publication for the 2018 exercise has been delayed.

► Participating LGs under the project that produce timely and acceptable final accounts at the end of FY (Number, Custom)

	Baseline	Actual (Previous)	Actual (Current)	End Target
Value	0.00	98.00	96.00	100.00
Date	19-Jun-2013	15-Mar-2017	31-Aug-2017	31-Dec-2018



► Participating LGs that receive audits that are either unqualified or if qualified only with minor comments (Number, Custom)

	Baseline	Actual (Previous)	Actual (Current)	End Target
Value	0.00	98.00	96.00	100.00
Date	19-Jun-2013	15-Mar-2017	31-Aug-2017	31-Dec-2018

Comments

In fact, a sample of communes were audited for the 2016 exercise, and only 2 had major comments. The other communes still fall under the former exercise.

► Number of person-days employment created under LG's sub-projects (Number, Custom)

	Baseline	Actual (Previous)	Actual (Current)	End Target
Value	0.00	380,000.00	440,000.00	800,000.00
Date	19-Jun-2013	30-Dec-2016	30-Dec-2016	31-Dec-2018

► Disaggregated list of investments by type and sector (Text, Custom)

	Baseline	Actual (Previous)	Actual (Current)	End Target
Value	0.00	528.00	730.00	tbn
Date	19-Jun-2013	30-Dec-2016	31-Aug-2017	31-Dec-2018

► Number of mobile teams achieving at least 90% of their performance targets per the contracts agreed with the PCU (Number, Custom)

	Baseline	Actual (Previous)	Actual (Current)	End Target
Value	0.00	4.00	4.00	4.00
Date	19-Jun-2013	30-Dec-2016	31-Aug-2017	31-Dec-2018



► Number of persons trained (disaggregated by gender) (Number, Custom)

	Baseline	Actual (Previous)	Actual (Current)	End Target
Value	0.00	1,312.00	1,312.00	2,000.00
Date	19-Jun-2013	30-Dec-2016	31-Aug-2017	31-Dec-2018



▲ Number of persons trained, of which women (%) (Percentage, Custom Supplement)

	Baseline	Actual (Previous)	Actual (Current)	End Target
Value	0.00	15.00	15.00	30.00

Overall Comments

## Data on Financial Performance

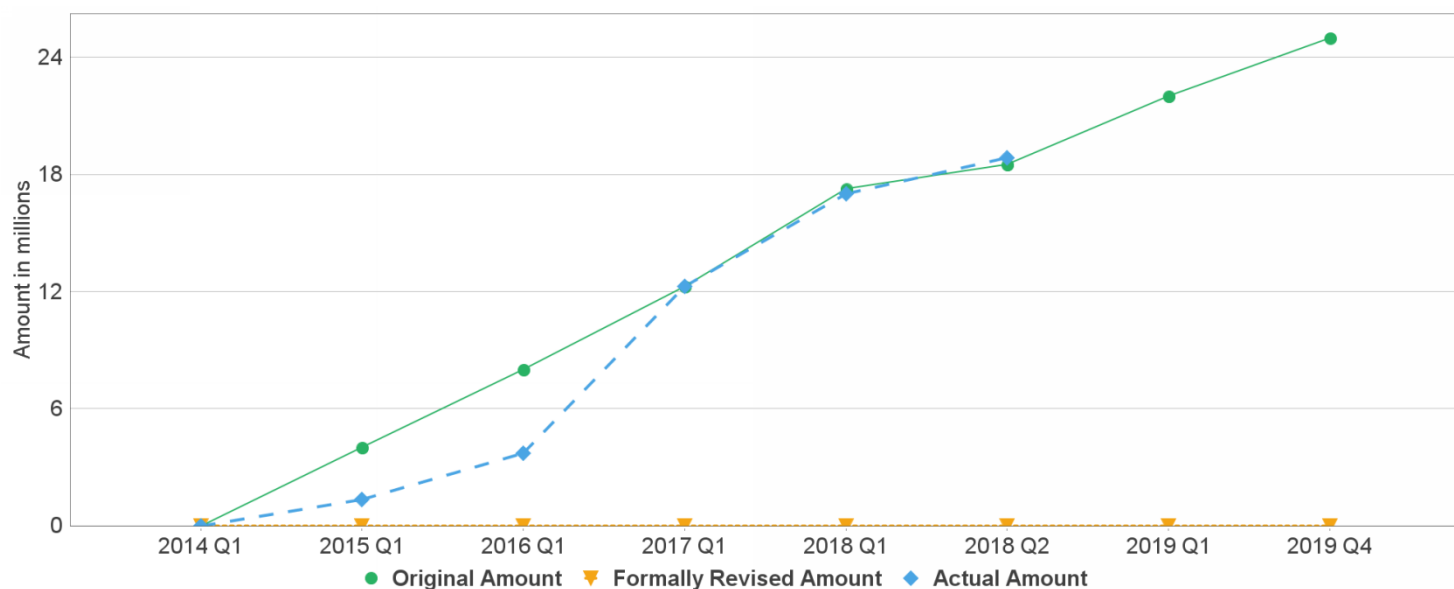
### Disbursements (by loan)

Project	Loan/Credit/TF	Status	Currency	Original	Revised	Cancelled	Disbursed	Undisbursed	Disbursed
P127543	IDA-52720	Effective	USD	5.00	5.00	0.00	4.57	0.26	 91%
P127543	IDA-H8610	Effective	USD	20.00	20.00	0.00	14.27	4.52	 71%

### Key Dates (by loan)

Project	Loan/Credit/TF	Status	Approval Date	Signing Date	Effectiveness Date	Orig. Closing Date	Rev. Closing Date
P127543	IDA-52720	Effective	18-Jun-2013	24-Jun-2013	24-Feb-2014	30-Jun-2019	30-Jun-2019
P127543	IDA-H8610	Effective	18-Jun-2013	24-Jun-2013	24-Feb-2014	30-Jun-2019	30-Jun-2019

### Cumulative Disbursements



## Restructuring History

Level 2 Approved on 10-Apr-2017

## Related Project(s)

There are no related projects.