



## Samoa Agriculture Competitiveness Enhancement Project (P115351)

EAST ASIA AND PACIFIC | Samoa | Agriculture Global Practice |  
IBRD/IDA | Investment Project Financing | FY 2012 | Seq No: 12 | ARCHIVED on 16-May-2018 | ISR32088 |

Implementing Agencies: Ministry of Finance, Small Business Enterprise Centre, Ministry of Agriculture and Fisheries

### Key Dates

#### Key Project Dates

Bank Approval Date:29-Mar-2012

Effectiveness Date:27-Jun-2012

Planned Mid Term Review Date:23-Mar-2015

Actual Mid-Term Review Date:02-Mar-2015

Original Closing Date:28-Mar-2017

Revised Closing Date:31-Dec-2018

### Project Development Objectives

Project Development Objective (from Project Appraisal Document)

The development objective of the project is to support fruit and vegetable growers and livestock producers to improve their productivity and take greater advantage of market opportunities.

Has the Project Development Objective been changed since Board Approval of the Project Objective?

No

### Components

Name

Livestock Production and Marketing:(Cost \$4.73 M)

Fruit and Vegetable Production and Marketing:(Cost \$3.02 M)

Institutional Strengthening:(Cost \$6.09 M)

### Overall Ratings

Name	Previous Rating	Current Rating
Progress towards achievement of PDO	● Satisfactory	● Satisfactory
Overall Implementation Progress (IP)	● Moderately Satisfactory	● Moderately Satisfactory
Overall Risk Rating	● Substantial	● Moderate

### Implementation Status and Key Decisions



With nine months before the project's closure, the 13th ISM confirmed that the PDO remains achievable. For most of the Result Framework's indicators, including key outcomes, final targets are already attained or about to be – results confirmed by the recently concluded Matching Grant Program (MGP) Impact Assessment and the Market Survey. The MGP impact assessment also shows that for some indicators (average fruits & vegetable (F&V) yields of MGP participants, calving rates, etc.) the achievements from project beneficiaries are significantly higher than for the control group, allowing these results to be at least partly attributed to project's interventions. The MAF poultry and piggery units and Crops Division (CD) new office have been completed while the tissue culture laboratory will be handed over by the end of April. Good progress has been made with training and capacity building activities in the livestock sector, as per the 12th ISM recommendation.

Two outstanding issues are: (i) the need to accelerate the procurement and delivery of the Static Slaughtering Unit (SSU), and (ii) complete and close the Matching Grant Program by the agreed date of June 30, 2018.

## Risks

### Systematic Operations Risk-rating Tool

Risk Category	Rating at Approval	Previous Rating	Current Rating
Political and Governance	--	● Moderate	● Moderate
Macroeconomic	--	● Low	● Low
Sector Strategies and Policies	--	● Moderate	● Low
Technical Design of Project or Program	--	● Moderate	● Moderate
Institutional Capacity for Implementation and Sustainability	--	● Substantial	● Moderate
Fiduciary	--	● Substantial	● Moderate
Environment and Social	--	● Moderate	● Moderate
Stakeholders	--	● Low	● Low
Other	--	--	--
Overall	--	● Substantial	● Moderate

## Results

### Project Development Objective Indicators

#### ► Percentage increase in average fruit and vegetable yields of growers participating in the MGP (Percentage, Custom)

	Baseline	Actual (Previous)	Actual (Current)	End Target
Value	0.00	35.00	47.00	50.00
Date	28-Feb-2012	31-Oct-2017	28-Feb-2018	31-Mar-2018



► Percentage increase in average fruit and vegetable yields of targeted subsistence farmers (Percentage, Custom)

	Baseline	Actual (Previous)	Actual (Current)	End Target
Value	0.00	0.00	16.00	30.00
Date	28-Feb-2012	31-Oct-2017	28-Feb-2018	31-Mar-2018

► Percentage of locally produced beef sold by domestic retail and food service channels (Percentage, Custom)

	Baseline	Actual (Previous)	Actual (Current)	End Target
Value	30.00	50.00	94.00	50.00
Date	28-Feb-2011	31-Oct-2017	28-Feb-2018	31-Mar-2018

Comments

As confirmed by the Market Survey 2017 (based on individual yearly stock-take) covering Samoa retailers and supermarkets - hotels and restaurants are excluded from this survey.

► Percentage of locally produced fruits and vegetables sold by domestic retail and food service channels (Percentage, Custom)

	Baseline	Actual (Previous)	Actual (Current)	End Target
Value	5.00	52.00	51.00	20.00
Date	28-Feb-2012	31-Oct-2017	28-Feb-2018	31-Mar-2018

Comments

As confirmed by the Market Survey 2017 (based on individual yearly stock-take) covering Samoa retailers and supermarkets - hotels and restaurants are excluded from this survey.

► Percentage increase in the value of sales of fruit and vegetable growers participating in the MGP. (Percentage, Custom)

	Baseline	Actual (Previous)	Actual (Current)	End Target
--	----------	-------------------	------------------	------------



Value	0.00	38.00	65.00	40.00
Date	28-Feb-2012	31-Oct-2017	28-Feb-2018	31-Mar-2018

► Percentage increase in the value of sales of livestock producers participating in the MGP (Percentage, Custom)

	Baseline	Actual (Previous)	Actual (Current)	End Target
Value	0.00	34.00	40.00	30.00
Date	28-Feb-2012	31-Oct-2017	28-Feb-2018	31-Mar-2018

Overall Comments

Intermediate Results Indicators

► Cumulative number of business plans prepared by livestock producers/entrepreneurs and approved for grant financing (Number, Custom)

	Baseline	Actual (Previous)	Actual (Current)	End Target
Value	0.00	485.00	606.00	450.00
Date	28-Feb-2012	31-Mar-2017	28-Feb-2018	31-Mar-2018

► Number of MGP and subsistence farmers owning improved livestock and/or adopting improved animal husbandry practices (improved pastures, new fencing, etc.) (Number, Custom)

	Baseline	Actual (Previous)	Actual (Current)	End Target
Value	0.00	606.00	650.00	400.00
Date	28-Feb-2012	31-Oct-2017	28-Feb-2018	31-Mar-2018



► Proportion of APHD staff completing training programs to upgrade their extension effectiveness and/or technical capacity (Percentage, Custom)

	Baseline	Actual (Previous)	Actual (Current)	End Target
Value	0.00	100.00	100.00	100.00
Date	28-Feb-2012	31-Oct-2017	28-Feb-2018	31-Mar-2018

► Proportion of Crops Division staff completing training programs to upgrade their extension effectiveness and/or technical capacity (Percentage, Custom)

	Baseline	Actual (Previous)	Actual (Current)	End Target
Value	10.00	100.00	100.00	100.00
Date	28-Feb-2012	31-Oct-2017	28-Feb-2018	31-Mar-2018

► Increase in response to improved husbandry - calving rate (Percentage, Custom)

	Baseline	Actual (Previous)	Actual (Current)	End Target
Value	48.00	50.00	65.00	60.00
Date	28-Feb-2012	31-Oct-2017	28-Feb-2018	31-Mar-2018

► Increase in reproduction rates in response to improved husbandry - average number of pigs weaned per litter (Number, Custom)

	Baseline	Actual (Previous)	Actual (Current)	End Target
Value	5.00	8.00	7.00	7.00
Date	28-Feb-2012	31-Oct-2017	28-Feb-2018	31-Mar-2018



► Number of livestock processed through hygienic slaughter services (Number, Custom)

	Baseline	Actual (Previous)	Actual (Current)	End Target
Value	0.00	334.00	370.00	600.00
Date	28-Feb-2012	31-Oct-2017	28-Feb-2018	31-Mar-2018

► Cumulative number of business plans prepared by fruit and vegetable producers/entrepreneurs and approved for grant financing (Number, Custom)

	Baseline	Actual (Previous)	Actual (Current)	End Target
Value	0.00	134.00	134.00	150.00
Date	28-Feb-2012	31-Oct-2017	28-Feb-2018	31-Mar-2018

► Number of MGP and subsistence farmers using improved fruit and vegetable varieties and adopting improved husbandry practices (IPM, prudent fertilizer use) (Number, Custom)

	Baseline	Actual (Previous)	Actual (Current)	End Target
Value	0.00	166.00	156.00	200.00
Date	28-Feb-2012	31-Oct-2017	28-Feb-2018	31-Mar-2018

► Increase in the proportion of targeted livestock and fruit and vegetable producers receiving satisfactory extension services (Percentage, Custom)

	Baseline	Actual (Previous)	Actual (Current)	End Target
Value	0.00	98.00	98.00	80.00
Date	28-Feb-2012	31-Oct-2017	28-Feb-2018	31-Mar-2018





► Proportion of female farmers participating in training provided by MAF extension officers (Percentage, Custom)

	Baseline	Actual (Previous)	Actual (Current)	End Target
Value	0.00	20.00	22.00	30.00
Date	28-Feb-2012	31-Oct-2017	28-Feb-2018	31-Mar-2018

Overall Comments

## Data on Financial Performance

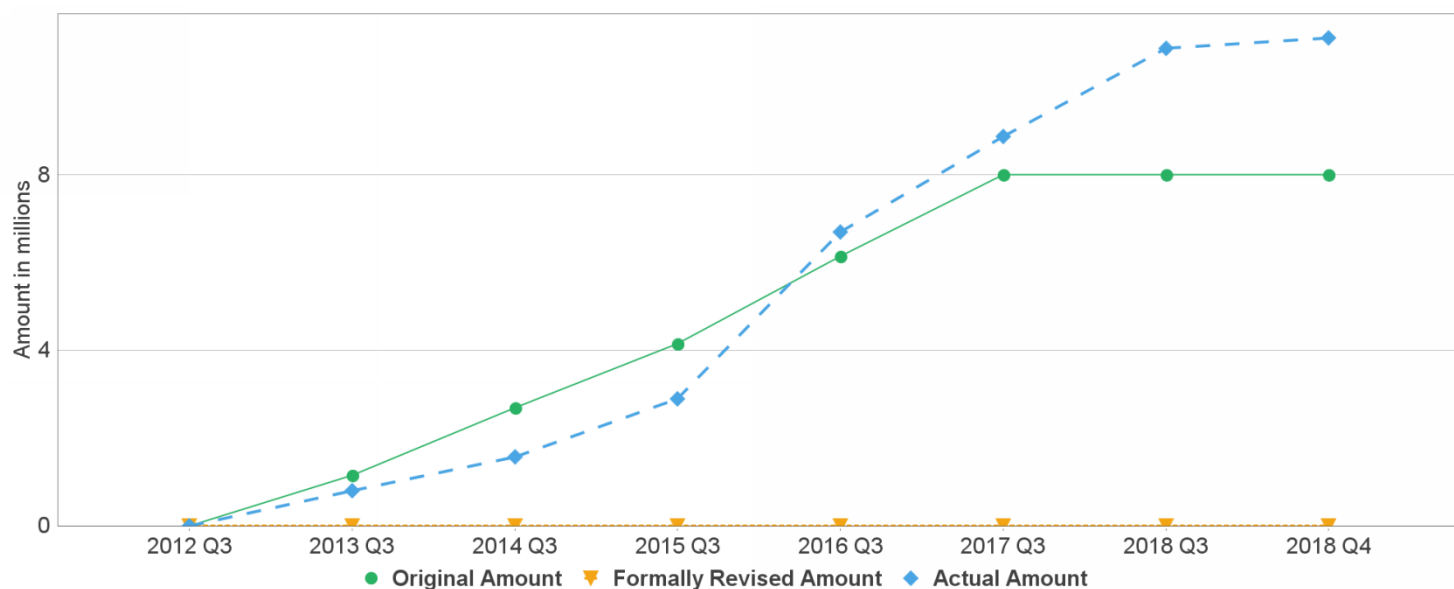
### Disbursements (by loan)

Project	Loan/Credit/TF	Status	Currency	Original	Revised	Cancelled	Disbursed	Undisbursed	Disbursed
P115351	IDA-50890	Effective	USD	8.00	8.00	0.00	6.11	1.13	 84%
P115351	TF-12179	Closed	USD	5.00	5.00	0.00	5.00	0.00	 100%

### Key Dates (by loan)

Project	Loan/Credit/TF	Status	Approval Date	Signing Date	Effectiveness Date	Orig. Closing Date	Rev. Closing Date
P115351	IDA-50890	Effective	29-Mar-2012	04-May-2012	27-Jun-2012	28-Mar-2017	31-Dec-2018
P115351	TF-12179	Closed	04-May-2012	04-May-2012	04-May-2012	30-May-2015	30-May-2015

### Cumulative Disbursements



## Restructuring History

Level 2 Approved on 13-Feb-2017 ,Level 2 Approved on 21-Dec-2017

## Related Project(s)

There are no related projects.