



Vietnam Livestock Competitiveness and Food Safety (P090723)

EAST ASIA AND PACIFIC | Vietnam | Agriculture Global Practice |
IBRD/IDA | Specific Investment Loan | FY 2010 | Seq No: 12 | ARCHIVED on 18-May-2017 | ISR27914 |

Implementing Agencies:

Key Dates

Key Project Dates

Bank Approval Date:22-Sep-2009

Effectiveness Date:10-Mar-2010

Planned Mid Term Review Date:25-Mar-2013

Actual Mid-Term Review Date:25-Mar-2013

Original Closing Date:31-Dec-2015

Revised Closing Date:31-Dec-2018

Project Development Objectives

Project Development Objective (from Project Appraisal Document)

The project development objectives (PDOs) are to increase the production efficiency of household-based livestock producers, to reduce the environmental impact of livestock production, processing and marketing, and to improve food safety in livestock product supply chains (mainly meat) in selected provinces.

Has the Project Development Objective been changed since Board Approval of the Project Objective?

No

Components

Name

Upgrading Household-based Livestock Production and Market Integration:(Cost \$66.03 M)

Strengthening Central-Level Livestock and Veterinary Services:(Cost \$4.30 M)

Project Management, Monitoring and Evaluation:(Cost \$8.70 M)

Overall Ratings

Name	Previous Rating	Current Rating
Progress towards achievement of PDO	● Satisfactory	● Satisfactory
Overall Implementation Progress (IP)	● Moderately Satisfactory	● Moderately Satisfactory
Overall Risk Rating	● Moderate	● Moderate



Implementation Status and Key Decisions

The 14th Implementation Support Mission was conducted during April 18-26, 2017 and confirmed that the project remains on track to achieve its Development Objective and reach the final targets updated for the Additional Financing phase. As of April 26, 2017, the project have provided benefits to 132,218 people (97 percent of the end target) and is close to reach targets for key outcomes indicators such as pigs and poultry mortality rates reduction, fattening time decrease, and the number of small-scale slaughterhouses and wet markets meeting national environmental and food safety standards. The project received the full amount of ODA funds for its 2017 work plan and the 2016 commitments, and is on track to disburse 80 percent of total IDA loan for the Additional Financing in 2017. Beneficiaries at all levels express high satisfaction from the project, the gains of which go well beyond the achievement of the key project indicators. For example, in the current period of low domestic pork prices, the pig farms, which adopted the Good Animal Husbandry Practices (GAHP) promoted by the LIFSAP, fare much better than traditional farms. They are able to secure markets for pig sale, sometimes at higher prices, due to better quality of their meat and good reputation of safe food. The implementation is affected by: (i) the late approval of financial and procurement plans by some provinces; (ii) completion of several procurement packages, including for brand development and inclusion of food safety good practices into the veterinary curriculum; (iii) upgrading of several markets and the food safety reference laboratory.

Risks

Systematic Operations Risk-rating Tool

Risk Category	Rating at Approval	Previous Rating	Current Rating
Political and Governance	--	● Low	● Low
Macroeconomic	--	● Low	● Low
Sector Strategies and Policies	--	● Moderate	● Moderate
Technical Design of Project or Program	--	● Moderate	● Moderate
Institutional Capacity for Implementation and Sustainability	--	● Substantial	● Substantial
Fiduciary	--	● Moderate	● Moderate
Environment and Social	--	● Moderate	● Moderate
Stakeholders	--	● Low	● Low
Other	--	--	--
Overall	--	● Moderate	● Moderate

Results

Project Development Objective Indicators

► Increase the Production Efficiency of Household-based Livestock Producers through: a) livestock (pigs) mortality rates reduced (Percentage, Custom)

	Baseline	Actual (Previous)	Actual (Current)	End Target
Value	11.80	10.70	10.30	10.00



Date	01-Nov-2015	31-Aug-2016	03-May-2017	31-Dec-2018
------	-------------	-------------	-------------	-------------

► Increase the Production Efficiency of Household-based Livestock Producers through: b) Livestock (chickens) mortality rates reduced (Percentage, Custom)

	Baseline	Actual (Previous)	Actual (Current)	End Target
Value	33.20	15.60	14.30	29.00
Date	01-Nov-2015	31-Aug-2016	03-May-2017	31-Dec-2018

► Increase the Production Efficiency of Household-based Livestock Producers through: c) livestock (pigs) fattening times shortened (Days, Custom)

	Baseline	Actual (Previous)	Actual (Current)	End Target
Value	118.00	116.40	116.20	116.00
Date	01-Nov-2015	31-Aug-2016	03-May-2017	31-Dec-2018

► Increase the Production Efficiency of Household-based Livestock Producers through: d) Livestock (poultry) fattening times shortened (Days, Custom)

	Baseline	Actual (Previous)	Actual (Current)	End Target
Value	58.00	57.30	57.10	56.00
Date	01-Nov-2015	31-Aug-2016	03-May-2017	31-Dec-2018

► Increase the Production Efficiency of Household-based Livestock Producers through: e) Herd/flock (pigs) numbers increased (Number, Custom)



	Baseline	Actual (Previous)	Actual (Current)	End Target
Value	31.00	35.80	37.50	40.00
Date	01-Nov-2015	31-Aug-2016	03-May-2017	31-Dec-2018

► Increase the Production Efficiency of Household-based Livestock Producers through: f) Herd/flock (poultry) numbers increased (Number (Thousand), Custom)

	Baseline	Actual (Previous)	Actual (Current)	End Target
Value	1,400.00	1,569.00	1,578.00	1,800.00
Date	01-Nov-2015	31-Aug-2016	03-May-2017	31-Dec-2018

► Reduce the Environmental Impact of Livestock Production, Processing and Marketing through: a) Households supported by the project with lessened adverse environment impacts from their production (Number, Custom)

	Baseline	Actual (Previous)	Actual (Current)	End Target
Value	11,000.00	15,075.00	15,569.00	25,000.00
Date	01-Nov-2015	31-Aug-2016	03-May-2017	31-Dec-2018

► Reduce the Environmental Impact of Livestock Production, Processing and Marketing through: b) Small slaughterhouses supported by the project with lessened adverse environmental impact from slaughterin (Number, Custom)

	Baseline	Actual (Previous)	Actual (Current)	End Target
Value	175.00	193.00	193.00	310.00
Date	01-Nov-2015	31-Aug-2016	03-May-2017	31-Dec-2018

Comments

The project actual target be the end of 2017 is 214.

► Medium and large supported slaughterhouses meeting national environmental standards (Number, Custom)

	Baseline	Actual (Previous)	Actual (Current)	End Target
--	----------	-------------------	------------------	------------



Value	25.00	44.00	45.00	40.00
Date	01-Nov-2015	31-Aug-2016	03-May-2017	31-Dec-2018

► Reduce the Environmental Impact of Livestock Production, Processing and Marketing through: d) Wet markets supported by the project meeting national environmental standards (Number, Custom)

	Baseline	Actual (Previous)	Actual (Current)	End Target
Value	378.00	386.00	424.00	500.00
Date	01-Nov-2015	31-Aug-2016	03-May-2017	31-Dec-2017

► Improve Food Safety in Livestock Product Supply Chains in selected provinces through: a) Small slaughterhouses upgraded by the project producing meat of improving quality and safety (Number, Custom)

	Baseline	Actual (Previous)	Actual (Current)	End Target
Value	175.00	237.00	238.00	310.00
Date	01-Nov-2015	31-Aug-2016	03-May-2017	31-Dec-2018

► Improve Food Safety in Livestock Product Supply Chains in Selected Provinces through: b) Medium and large supported slaughterhouses meeting national food safety standards (Number, Custom)

	Baseline	Actual (Previous)	Actual (Current)	End Target
Value	25.00	44.00	45.00	40.00
Date	01-Nov-2015	31-Aug-2016	03-May-2017	31-Dec-2018

► Improve Food Safety in Livestock Product Supply Chains in Selected Provinces through: c) Supported wet markets meeting national meat quality and safety standards (Number, Custom)



	Baseline	Actual (Previous)	Actual (Current)	End Target
Value	400.00	386.00	424.00	500.00
Date	01-Nov-2015	31-Aug-2016	03-May-2017	31-Dec-2018

► Direct project beneficiaries (Number, Custom)

	Baseline	Actual (Previous)	Actual (Current)	End Target
Value	105,609.00	130,723.00	132,218.00	135,000.00
Date	31-Dec-2014	31-Aug-2016	03-May-2017	31-Dec-2018

▾ Female beneficiaries (Percentage, Custom Supplement)

	Baseline	Actual (Previous)	Actual (Current)	End Target
Value	47.70	51.30	51.30	55.00

Overall Comments

Intermediate Results Indicators

► Component A: Upgrading Household-based Livestock Production and Market Intergration through: a) Groups of livestock producer households in priority production areas having received GAHP certification (Number, Custom)

	Baseline	Actual (Previous)	Actual (Current)	End Target
Value	0.00	457.00	467.00	1,200.00
Date	01-Nov-2015	31-Aug-2016	03-May-2017	31-Dec-2018



► Component A: Upgrading Household-based Livestock Production and Market Integration through: b) GAHP collaborative groups are established and in effective operation (Number, Custom)

	Baseline	Actual (Previous)	Actual (Current)	End Target
Value	0.00	17.00	138.00	100.00
Date	01-Nov-2015	31-Aug-2016	03-May-2017	31-Dec-2018

► Component A: Upgrading Household-based Livestock Production and Market Intergration through c) GAHP cooperatives are established and in effective operation (Number, Custom)

	Baseline	Actual (Previous)	Actual (Current)	End Target
Value	0.00	4.00	12.00	15.00
Date	01-Nov-2015	31-Aug-2016	03-May-2017	31-Dec-2018

► Component A: Upgrading Household-based Livestock Production and Market Integration through: d) Proportion of vaccination coverage for common diseases for animals owned by project HHs (Percentage, Custom)

	Baseline	Actual (Previous)	Actual (Current)	End Target
Value	90.00	92.00	93.00	90.00
Date	01-Nov-2015	31-Aug-2016	03-May-2017	31-Dec-2018

► Component A: Upgrading Household-based Livestock Production and Market Integration through: e) Slaughterhouses supported by project certified gor GMP/GHP/HACCP (Number, Custom)

	Baseline	Actual (Previous)	Actual (Current)	End Target
Value	0.00	0.00	0.00	30.00
Date	01-Nov-2015	31-Aug-2016	03-May-2017	31-Dec-2018

Comments

The achievement of this indicator is on track in spite of the current "zero" value. 46 slaughterhouses were supported by the project for certification. They are all in the process of independent evaluation to confirm certification. Once the assessment is completed, the actual number of slaughterhouses successfully passes verification will be reported.



► Component A: Upgrading Household-based Livestock Production and Market Integration through: f) Slaughterhouses inspected (Number, Custom)

	Baseline	Actual (Previous)	Actual (Current)	End Target
Value	143.00	237.00	238.00	350.00
Date	01-Nov-2015	31-Aug-2016	03-May-2017	31-Dec-2018

► Component A: Upgrading Household-based Livestock Production and Market Intergration through: g) Meat Markets inspected (Number, Custom)

	Baseline	Actual (Previous)	Actual (Current)	End Target
Value	400.00	386.00	424.00	500.00
Date	01-Nov-2015	31-Aug-2016	03-May-2017	31-Dec-2018

► Component B: Strengthening Central -level Livestock and Veterinary Services through: a) brand-name of GAHP products adopted and sustainably developed (Number, Custom)

	Baseline	Actual (Previous)	Actual (Current)	End Target
Value	0.00	0.00	0.00	30.00
Date	01-Nov-2015	31-Aug-2016	03-May-2017	31-Dec-2018

Comments

The development of brand names for GAHP products is underway and is anticipated to meet the end target.

► Component B: Strengthening Central-level Livestock and Veterinary Services through: b) Food safety good practices included in the national veterinary curriculum (Yes/No, Custom)

	Baseline	Actual (Previous)	Actual (Current)	End Target
Value	N	N	N	Y
Date	01-Nov-2015	31-Aug-2016	03-May-2017	31-Dec-2018



► Component B: Strengthening Central-level Livestock and Veterinary Services through: c) Animal Breeding and Feeding Center appointed National Reference Center (Yes/No, Custom)

	Baseline	Actual (Previous)	Actual (Current)	End Target
Value	N	N	Y	Y
Date	01-Nov-2015	31-Aug-2016	03-May-2017	31-Dec-2018

Comments

MARD made the decision to appoint the National Center for Veterinary Hygiene Inspection No. 1 in Hanoi (Department of Animal Health) to become the National Reference Center for food safety, instead of the initially planned Animal Breeding and Feeding Center (Department of Livestock Production). The assessment for investment into this Center is currently underway.

► Farmers reached with agricultural assets or services (Number, Corporate)

	Baseline	Actual (Previous)	Actual (Current)	End Target
Value	11,000.00	--	15,698.00	25,000.00
Date	01-Nov-2015	--	03-May-2017	31-Dec-2018

▲ Farmers reached with agricultural assets or services - Female (Number, Corporate Supplement)

	Baseline	Actual (Previous)	Actual (Current)	End Target
Value	48.00	--	51.00	55.00

► Farmers adopting improved agricultural technology (Number, Corporate)

	Baseline	Actual (Previous)	Actual (Current)	End Target
Value	11,000.00	--	15,698.00	25,000.00
Date	01-Nov-2015	--	03-May-2017	31-Dec-2018



▲ Farmers adopting improved agricultural technology - Female (Number, Corporate Supplement)

	Baseline	Actual (Previous)	Actual (Current)	End Target
Value	5,280.00	--	8,048.00	13,750.00



▲ Farmers adopting improved agricultural technology - male (Number, Corporate Supplement)

	Baseline	Actual (Previous)	Actual (Current)	End Target
Value	5,720.00	--	7,641.00	11,250.00

Overall Comments

Data on Financial Performance

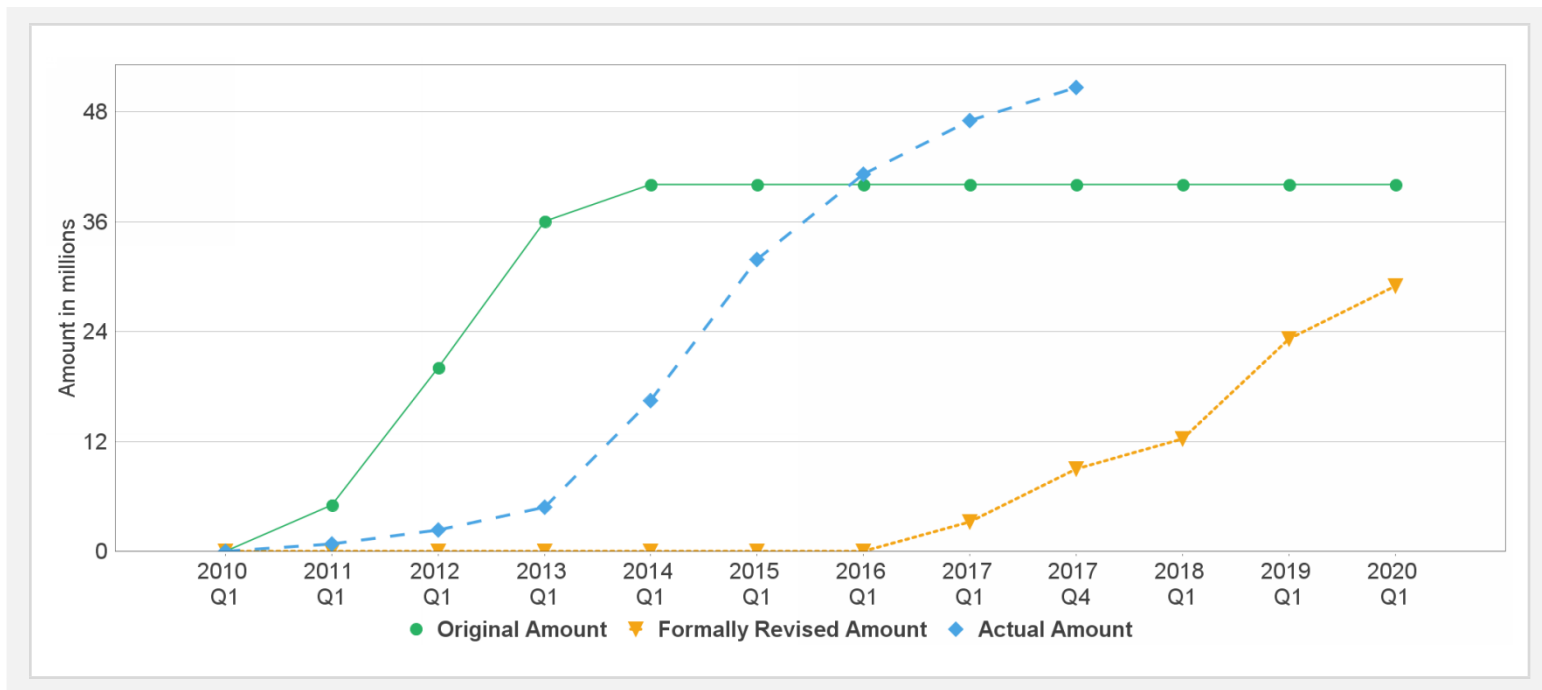
Disbursements (by loan)

Project	Loan/Credit/TF	Status	Currency	Original	Revised	Cancelled	Disbursed	Undisbursed	Disbursed
P090723	IDA-46490	Closed	XDR	42.10	42.05	0.05	42.05	0.00	 100%
P090723	IDA-56920	Effective	XDR	32.20	32.20	0.00	8.63	23.57	 27%

Key Dates (by loan)

Project	Loan/Credit/TF	Status	Approval Date	Signing Date	Effectiveness Date	Orig. Closing Date	Rev. Closing Date
P090723	IDA-46490	Closed	22-Sep-2009	10-Dec-2009	10-Mar-2010	31-Dec-2015	31-Dec-2015
P090723	IDA-56920	Effective	26-Jun-2015	09-Jul-2015	07-Oct-2015	31-Dec-2018	31-Dec-2018

Cumulative Disbursements



Restructuring History

There has been no restructuring to date.

Related Project(s)

P151946-Additional Financing to Livestock Competitiveness and Food Safety Project