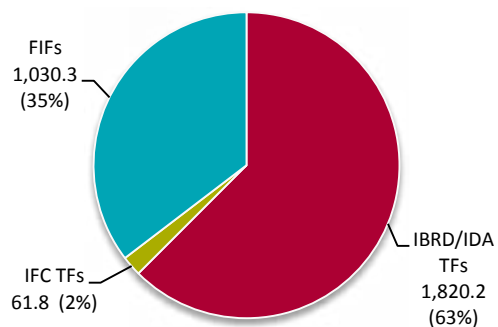
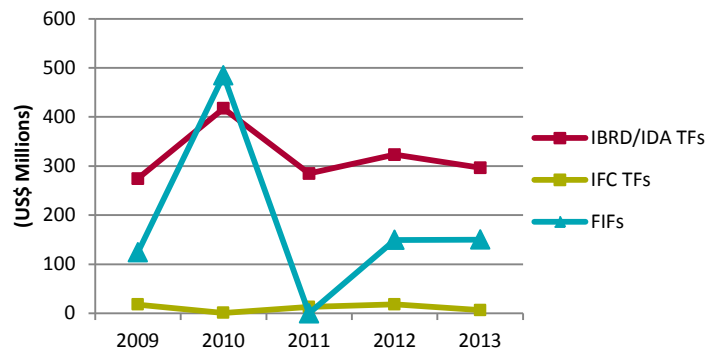


PORTFOLIO AT A GLANCE

The European Commission's (EC) contributions to the World Bank Group (WBG) totaled US\$2,912.3 million for fiscal years 2009-14Q2. In the first six months of fiscal year 2014 (FY14), the EC contributed US\$223.5 million to International Bank for Reconstruction and Development/International Development Association trust funds (IBRD/IDA TFs), US\$7.5 million to Financial Intermediary Funds (FIFs), and US\$15.8 million to International Finance Corporation (IFC) TFs.^{1/}

Total Contributions to the WBG (FY09-14Q2 in US\$ Millions)^{2/}

Annual Cash Contributions to WBG Trust Funds (FY09-13)



- Number of active TFs at end of FY14Q2 was 131, including 116 IBRD/IDA TFs, 5 FIFs, and 10 IFC TFs.
- The EC ranked 8th among development partners in terms of contributions to WBG TFs over fiscal years 2009-14Q2. EC contributions were received mainly from EuropeAid (DEVCO).

Top WBG Trust Funds Receiving Cash Contributions

WBG Trust Funds by Classification		Cash Contributions (FY09-14Q2 in US\$ Millions)
IBRD/IDA	European Union Food Crisis Rapid Response Facility	155.7
	Ethiopia Protection of Basic Services Program (Phase II) Project	139.1
	Multi Donor Trust Fund for Aceh and North Sumatra (MDTFANS)	117.1
FIF	The Global Fund to Fight AIDS, Tuberculosis, and Malaria	864.9
	Heavily Indebted Poor Countries (HIPC) - EU - APEX	140.7
	Consultative Group on International Agricultural Research (CGIAR) Fund	24.7
IFC	Trust Fund for the Global Index Insurance Facility	26.9
	Multi Donor Bangladesh Investment Climate Fund (BICF)	10.9
	Programme for Development of Small and Medium Enterprise (SMEs) in the Agro Industry Sector in Cambodia	5.9

Top WBG Trust Fund Agreements (First Two Quarters of FY14)

- The EC signed new contribution agreements totaling US\$390.7 million with the largest contributions to each IBRD/IDA TFs, FIFs, and IFC TFs as follows:
 - » Additional Financing from the EU for the State Employment and Expenditure for Results (SEEFOR) Project in Nigeria (IBRD/IDA, US\$108.8 million)
 - » The Global Fund to Fight AIDS, Tuberculosis, and Malaria (FIF, US\$74.4 million)
 - » Donor Committee for Enterprise Development Program (DCED) (IFC, US\$0.1 million)

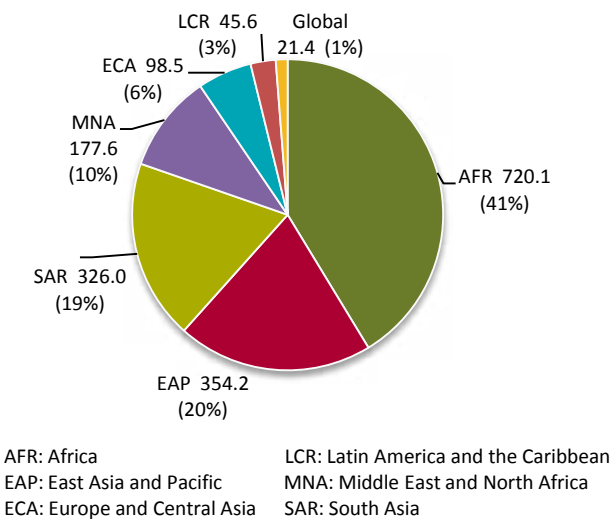
^{1/} All figures exclude the Advance Market Commitment (AMC) FIF, and IFC-managed funds supporting Special Initiatives and Investment Programs that are not part of the TF pool.

^{2/} Contributions to IDA are reported as paid-in: amount received by the Bank in the form of cash or promissory notes (net of certain discounts). Contributions to TFs are reported on a cash basis. All contributions are reported based on historical values using the date of receipt and may include contribution transfer from other trust funds.

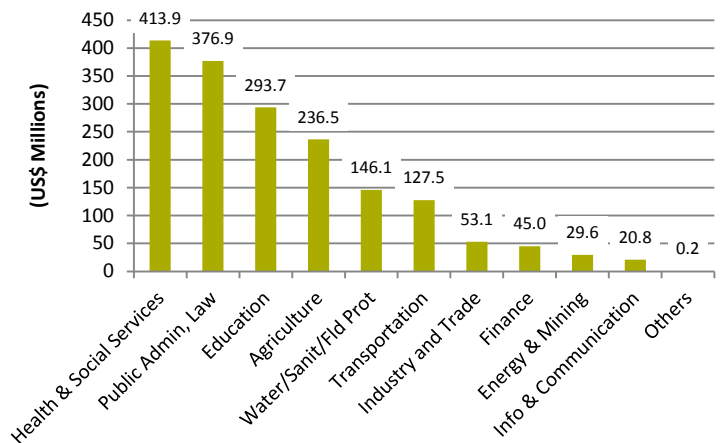
IBRD/IDA Trust Fund Disbursements

Over fiscal years 2009-14Q2, 92 percent (US\$1,743.3 million) in disbursements from IBRD/IDA TFs supported by the EC were made through recipient-executed trust funds, of which 49 percent co-financed Bank projects. The remaining 8 percent (US\$151.2 million) were made through Bank-executed trust funds.^{3/}

Disbursements of Recipient-executed TFs, by Region (FY09-14Q2 in US\$ Millions)



Disbursements of Recipient-executed TFs, by Sector



WBG Trust Fund Portfolio Comparisons

WBG Trust Funds by Classification	Share of FY09-FY14Q2 WBG TF Volumes		
	EC	Top 10 Donors	All Donors
Contributions			
FIF Contributions	35%	63%	58%
IBRD/IDA TF Contributions	62%	33%	36%
<i>of which to Single-Donor TFs</i>	41%	25%	28%
<i>of which to Multi-Donor TFs</i>	59%	75%	72%
IFC TF Contributions	2%	4%	6%
Disbursements			
IBRD/IDA TF Disbursements			
via Bank-executed TFs	8%	16%	16%
via Recipient-executed TFs	92%	84%	84%
<i>of which support Fragile States</i>	35%	48%	41%
<i>of which support IDA Countries</i>	67%	69%	59%

For More Information

Anita Bhatia

WBG Director, Development Partner Relations and IFC Director, Partnerships & Trust Funds
 ABhatia@ifc.org
 +1 (202) 458-1503

Jaehyang So

Director,
 Trust Funds CFPTO & CFPMI
 Jso@worldbank.org
 +1 (202) 473-7654

^{3/} Disbursement breakdowns for multi-donor trust funds are prorated based on donor cash contributions as of FY14Q2. Disbursements from IBRD/IDA TFs for which funding is transferred from FIFs are not included (e.g. GEF IBRD as Implementing Agency).