



Mauritania Social Safety Net System (P150430)

AFRICA | Mauritania | Social Protection & Labor Global Practice |
IBRD/IDA | Investment Project Financing | FY 2015 | Seq No: 6 | ARCHIVED on 19-Jan-2018 | ISR30847 |

Implementing Agencies: ISLAMIC REPUBLIC OF MAURITANIA, AGENCE TADAMOUN

Key Dates

Key Project Dates

Bank Approval Date:14-May-2015

Effectiveness Date:30-Sep-2015

Planned Mid Term Review Date:15-Mar-2018

Actual Mid-Term Review Date:--

Original Closing Date:31-Oct-2020

Revised Closing Date:31-Oct-2020

Project Development Objectives

Project Development Objective (from Project Appraisal Document)

The objectives of the proposed Project are to support the establishment of key building blocks of the national social safety net system and to provide targeted cash transfers to extreme poor households.

Has the Project Development Objective been changed since Board Approval of the Project Objective?

No

Components

Name

Support to National Social Safety Net System:(Cost \$4.00 M)

Support to Social Transfer Program:(Cost \$23.00 M)

Project Management:(Cost \$2.00 M)

Overall Ratings

Name	Previous Rating	Current Rating
Progress towards achievement of PDO	● Satisfactory	● Satisfactory
Overall Implementation Progress (IP)	● Satisfactory	● Satisfactory
Overall Risk Rating	● Substantial	● Substantial

Implementation Status and Key Decisions



During the second half of 2017, the Social Registry continued its deployment throughout Mauritania. By now, 53,000 households are recorded in the Social Registry database (community targeting phase completed), of which 59 % are with complete data (household data collection phase completed). The annual work plan adopted in November 2017 schedules to target 14 additional moughataas during 2018, bringing the cumulative households number to 100,000 by the end of 2018 (out of an objective of 150,000 by 2020).

A meeting with the organizations using the Social Registry (Food Security Office, Oxfam, WFP, Tekavoul) was organized in October 2017 and the feedback was satisfactory. However, the Social Registry needs to strengthen its external communication in order to better inform on its modalities and added value and encourage more social programs to use it.

The Tekavoul program has begun the scaling-up phase of its activities. After M' bout (the first moughataa targeted) in December 2016, the program reached Kankossa in September 2017 and Sellibabi in December 2017. The work plan approved by the project steering committee aims to deploy the program in six additional moughataas in 2018 (Barkéol, Ould Yenge, Koubeni, Tintane, Aleg and Rkiz). This would bring the total number of households benefitting from the program to 38,000 by the end of 2018.

Data collection for the baseline impact assessment of the Tekavoul program began in December 2017 and the productive measures (ASP component) will start at barkeol and Sélibabi as soon as the data collection ends (January 2018).

Following the collaboration agreement signature between Tadamoun and the Food Security Office in July 2017, **the Shock-responsive safety Net Program** was implemented during the end of the lean season (August to October 2017). The program used social promotion tools (Social Registry, Tekavoul payment platform) to provide cash transfers to 1,014 vulnerable households. In 2018, the project will support a new implementation phase of the shock-responsive program in drought-affected areas. It will also support the program structuring (implementation of a MIS, grievance mechanism, communication plan...).

This ISR follows a world bank supervision mission led in October 2017. The next mission will be held in March 2018, and will organize a Mid-Term Review for the project. A Mid-term project report will be prepared to lay out issues met in implementation, as well as changes proposed to the project, and will be used as a basis for the discussions during the review.

Risks

Systematic Operations Risk-rating Tool

Risk Category	Rating at Approval	Previous Rating	Current Rating
Political and Governance	● Moderate	● Moderate	● Moderate
Macroeconomic	● Moderate	● Moderate	● Moderate
Sector Strategies and Policies	● Moderate	● Moderate	● Moderate
Technical Design of Project or Program	● Substantial	● Substantial	● Substantial
Institutional Capacity for Implementation and Sustainability	● Substantial	● Substantial	● Substantial
Fiduciary	● Substantial	● Substantial	● Substantial
Environment and Social	● Low	● Low	● Low
Stakeholders	● Low	● Low	● Low
Other	--	--	--
Overall	● Substantial	● Substantial	● Substantial



Results

Project Development Objective Indicators

► Number of households registered in the Social Registry with support from the Project (Number, Custom)

	Baseline	Actual (Previous)	Actual (Current)	End Target
Value	0.00	30,643.00	53,000.00	100,000.00
Date	14-May-2015	20-Jun-2017	31-Dec-2017	30-Jun-2020

► Number of Social Transfer Program beneficiaries supported by the Project (households) (Number, Custom)

	Baseline	Actual (Previous)	Actual (Current)	End Target
Value	0.00	5,100.00	12,000.00	25,000.00
Date	14-May-2015	20-Jun-2017	31-Dec-2017	30-Jun-2020

► Targeting accuracy (Text, Custom)

	Baseline	Actual (Previous)	Actual (Current)	End Target
Value	TDB	--	TBD	TDB
Date	14-May-2015	16-Nov-2015	16-Nov-2015	30-Jun-2019

Comments

The targeting accuracy indicator will be discussed during the Middle Term Review (march 2018)

Overall Comments

Intermediate Results Indicators



► Households with complete information in Social Registry (Percentage, Custom)

	Baseline	Actual (Previous)	Actual (Current)	End Target
Value	0.00	46.00	59.00	75.00
Date	14-May-2015	20-Jun-2017	31-Dec-2017	30-Jun-2020

Comments

59% of the 53,000 households recorded in the Social Registry database (community targeting phase completed), are with complete data (household data collection phase completed).

► Social Registry grievance mechanism implemented (Text, Custom)

	Baseline	Actual (Previous)	Actual (Current)	End Target
Value	0.00	--	6.5%	Timely resolution of 40% cases
Date	14-May-2015	31-Dec-2016	31-Dec-2016	30-Jun-2020

Comments

A technical assistance is ongoing to analyse and improve the Social Registry grievance mechanism capacity.

► Beneficiaries of social safety net programs (Number, Corporate)

	Baseline	Actual (Previous)	Actual (Current)	End Target
Value	0.00	33,660.00	85,900.00	660,000.00
Date	14-May-2015	20-Dec-2016	31-Dec-2016	30-Jun-2020

Comments

This indicator now aggregates the beneficiaries of the Tekavoul program with those of the shock-responsive program (see below).



▲ Beneficiaries of Safety Nets programs - Tekavoul transfers programs (number) (Number, Custom Breakdown)

	Baseline	Actual (Previous)	Actual (Current)	End Target
Value	0.00	33,660.00	79,200.00	660,000.00
Date	14-May-2015	20-Jun-2017	31-Dec-2017	30-Jun-2020

▲ Beneficiaries of Safety Nets programs - Female (number) (Number, Custom Breakdown)

	Baseline	Actual (Previous)	Actual (Current)	End Target
Value	0.00	92.00	90.00	80.00
Date	14-May-2015	24-Jun-2017	24-Jun-2017	30-Jun-2020

▲ Beneficiaries of Safety Nets programs - Skock-responsive transfer programs (number) (Number, Custom Breakdown)

	Baseline	Actual (Previous)	Actual (Current)	End Target
Value	0.00	--	6,700.00	10,000.00
Date	14-May-2015	--	31-Dec-2017	30-Jun-2020

► Share of households benefitting from promotion activities on (a) human capital and (b) resilience (Text, Custom)

	Baseline	Actual (Previous)	Actual (Current)	End Target
Value	NA	--	91%	(a) 80 (b)75
Date	14-May-2015	01-May-2017	31-Dec-2017	30-Jun-2020



► Share of beneficiaries receiving payments on time (Text, Custom)

	Baseline	Actual (Previous)	Actual (Current)	End Target
Value	NA	--	99%	Base +20p.p.
Date	14-May-2015	24-Jun-2017	24-Jun-2017	30-Jun-2020

► Beneficiaries who know their rights & responsibilities (Percentage, Custom)

	Baseline	Actual (Previous)	Actual (Current)	End Target
Value	0.00	41.00	41.00	80.00
Date	14-May-2015	01-May-2017	01-May-2017	30-Jun-2020



► Social Transfer Program grievance mechanism implemented (Text, Custom)

	Baseline	Actual (Previous)	Actual (Current)	End Target
Value	0.00	--	Timely Resolution of 60% cases	Timely Resolution of 40% cases
Date	14-May-2015	24-Jun-2017	31-Dec-2017	30-Jun-2020

Overall Comments

Data on Financial Performance

Disbursements (by loan)

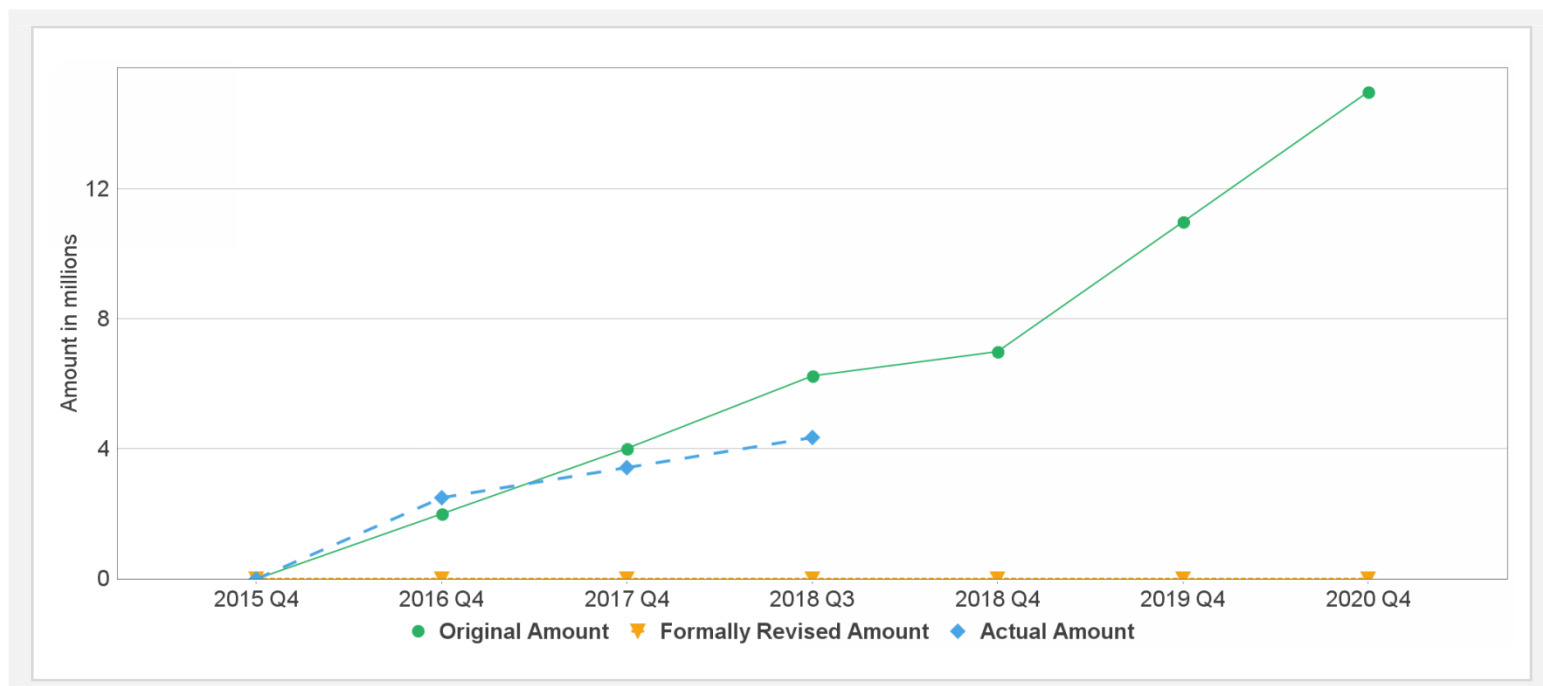
Project	Loan/Credit/TF	Status	Currency	Original	Revised	Cancelled	Disbursed	Undisbursed	Disbursed
P150430	IDA-D0540	Effective	USD	15.00	15.00	0.00	3.17	12.02	 21%
P150430	TF-19374	Effective	USD	4.00	4.00	0.00	1.19	2.81	 30%



Key Dates (by loan)

Project	Loan/Credit/TF	Status	Approval Date	Signing Date	Effectiveness Date	Orig. Closing Date	Rev. Closing Date
P150430	IDA-D0540	Effective	14-May-2015	07-Sep-2015	30-Sep-2015	31-Oct-2020	31-Oct-2020
P150430	TF-19374	Effective	14-May-2015	07-Sep-2015	30-Sep-2015	31-Dec-2017	30-Jun-2018

Cumulative Disbursements



Restructuring History

Level 2 Approved on 03-Oct-2017

Related Project(s)

There are no related projects.