

Sub-category	Procurement Ref. #	India Haryana Power System Improvement Project DHBVN Procurement Plan (Goods) As of date in file name Scroll right for graphic representations	Selected Contractor	Status: Future-FU; Procuring-PR; Implem-IM; Completed-CO	# Lots	Type-Category	Estimated Cost in INR (million)	# of lots	Cost Status (estimate- PF, revision-R, actual- A)	IBRD/IDA Financing INR (million)	HVPNL Co-financing INR(million)	IBRD Financing Share	Selection Method	Bank Review	Bid document submission	Days Interval
S&I	G-01	HVDS & system strengthening, Dadri	A2Z	CO		S&I	271.000	1	A	216.800	54.200	80%	ICB	Prior	15-Jul-09	20
S&I	G-02	HVDS & system strengthening, Gurgaon (terminated)	UB Eng	CO		S&I	1,194.510	1	A	955.608	238.902	80%	ICB	Prior	16-May-10	26
S&I	G-02R	HVDS & system strengthening, Gurgaon (re-bid)		IM		S&I	997.000	1	A	-	997.000	0%	-	-	30-Oct-12	7
S&I	G-04	Automatic Meter Reading (AMR)		IM		S&I	1,050.000	1	R1	840.000	210.000	80%	ICB	Prior	28-Feb-12	15
S&I	G-05A	HVDS & system strengthening, Faridabad for Package A	PCI/Kashmirilal	PR		S&I	430.000	1	R3	344.000	86.000	80%	ICB	Prior	27-Sep-11	64
S&I	G-05BC	HVDS & system strengthening, Faridabad for Pck. B & C	Godrej & Boyace	IM		S&I	940.000	2	R3	752.000	257.738	80%	ICB	Prior	27-Sep-11	64
S&I	G-06	Electronic meters, Dadri ("last mile connectivity")(cancelled)		CO		S&I	73.600	1	R1	58.880	14.720	80%	ICB	Prior	27-Apr-12	23
S&I	G-06R	Electronic meters, Dadri ("last mile connectivity")(re-bid)		IM		S&I	78.500	1	R2	62.800	15.700	80%	ICB	Prior	2-Feb-12	10

Proc. Plan date: 31-Dec-12

Today's date: 22-Feb-13

Cells with date before today's date will be colored blue

Thick line shows split past/future at the time the PP was made.

In graph to the right, RED is Procurement Period

	Total	WB	HVPNL	Exchange rate used
INR (mill.)	5,034.610	3,230.088	1,874.260	
US\$ (mill.)	100.692	64.602	37.485	50
World Bank financing (IBRD loan) US\$ mill.		70.000		
Surplus funds (pos.)		5.398		
S&I = Supply & Install				
Project closing date: December 31, 2014.				

Sub-category	Procurement Ref. #	India Haryana Power System Improvement Project DHBVN Procurement Plan (Goods) As of date in file name Scroll right for graphic representations	No Objection	Days Interval	Invitation	Days Interval	Bid Opening	Days Interval	Bid Evaluation Report to WB	Days Interval	No Objection	Days Interval	Contract Award	Days Interval	Contract Signature
S&I	G-01	HVDS & system strengthening, Dadri	04-Aug-09	0	04-Aug-09	108	20-Nov-09	99	27-Feb-10	16	15-Mar-10	1	16-Mar-10	0	16-Mar-10
S&I	G-02	HVDS & system strengthening, Gurgaon (terminated)	11-Jun-10	1	12-Jun-10	121	11-Oct-10	127	15-Feb-11	28	15-Mar-11	1	16-Mar-11	55	10-May-11
S&I	G-02R	HVDS & system strengthening, Gurgaon (re-bid)	06-Nov-12	27	03-Dec-12	43	07-Feb-12	45	23-Mar-12	14	06-Apr-12	16	22-Apr-12	0	22-Apr-12
S&I	G-04	Automatic Meter Reading (AMR)	14-Mar-12	7	21-Mar-12	65	25-May-12	31	25-Jun-12	34	29-Jul-12	1	30-Jul-12	27	26-Aug-12
S&I	G-05A	HVDS & system strengthening, Faridabad for Package A	30-Nov-11	16	16-Dec-11	192	25-Jun-12	189	31-Dec-12	15	15-Jan-13	31	15-Feb-13	13	28-Feb-13
S&I	G-05BC	HVDS & system strengthening, Faridabad for Pck. B & C	30-Nov-11	16	16-Dec-11	192	25-Jun-12	131	03-Nov-12	8	11-Nov-12	31	12-Dec-12	18	30-Dec-12
S&I	G-06	Electronic meters, Dadri ("last mile connectivity")(cancelled)	20-May-12	78	06-Aug-12	43	18-Sep-12								
S&I	G-06R	Electronic meters, Dadri ("last mile connectivity")(re-bid)	12-Feb-12	8	20-Feb-12	41	01-Apr-12	26	27-Apr-12	10	07-May-12	21	28-May-12	15	12-Jun-12

Proc. Plan date: 31-Dec-12

Today's date: 22-Feb-13

Cells with date before today's date will be colored blue

Thick line shows split past/future at the time the PP was made.


In graph to the right, RED is Procurement Period


Sub-category	Procurement Ref. #	India Haryana Power System Improvement Project DHBVN Procurement Plan (Goods) As of date in file name Scroll right for graphic representations	Days Execution	Completion	Procurement Ref. #	Timeline (Jun-09 to Jun-12)																														
						Jun-09	Jul-09	Aug-09	Sep-09	Oct-09	Nov-09	Dec-09	Jan-10	Feb-10	Mar-10	Apr-10	May-10	Jun-10	Jul-10	Aug-10	Sep-10	Oct-10	Nov-10	Dec-10	Jan-11	Feb-11	Mar-11	Apr-11	May-11	Jun-11	Jul-11	Aug-11	Sep-11	Oct-11	Nov-11	Dec-11
S&I	G-01	HVDS & system strengthening, Dadri	1036	15-Jan-13	G-01	[Timeline bar: Red from Jun-09 to May-10, Yellow from Jun-10 to Jun-12]																														
S&I	G-02	HVDS & system strengthening, Gurgaon (terminated)	426	09-Jul-12	G-02	[Timeline bar: Red from Jun-10 to May-11, Yellow from Jun-11 to Jun-12]																														
S&I	G-02R	HVDS & system strengthening, Gurgaon (re-bid)	548	22-Oct-13	G-02R	[Timeline bar: None]																														
S&I	G-04	Automatic Meter Reading (AMR)	549	26-Feb-14	G-04	[Timeline bar: Red from Mar-12 to Jun-12]																														
S&I	G-05A	HVDS & system strengthening, Faridabad for Package A	549	31-Aug-14	G-05A	[Timeline bar: Red from Sep-11 to Jun-12]																														
S&I	G-05BC	HVDS & system strengthening, Faridabad for Pck. B & C	547	30-Jun-14	G-05BC	[Timeline bar: Red from Sep-11 to Jun-12]																														
S&I	G-06	Electronic meters, Dadri ("last mile connectivity")(cancelled)			G-06	[Timeline bar: Red from May-12 to Jun-12]																														
S&I	G-06R	Electronic meters, Dadri ("last mile connectivity")(re-bid)	335	13-May-13	G-06R	[Timeline bar: Red from Feb-12 to May-12, Yellow from Jun-12 to Jun-12]																														

Proc. Plan date: 31-Dec-12

Today's date: 22-Feb-13

Cells with date before today's date will be colored blue

 Thick line shows split past/future at the time the PP was made.

 In graph to the right, RED is Procurement Period

Sub-category	Procurement Ref. #	India Haryana Power System Improvement Project DHBNV Procurement Plan (Goods) As of date in file name Scroll right for graphic representations	Jul-12	Aug-12	Sep-12	Oct-12	Nov-12	Dec-12	Jan-13	Feb-13	Mar-13	Apr-13	May-13	Jun-13	Jul-13	Aug-13	Sep-13	Oct-13	Nov-13	Dec-13	Jan-14	Feb-14	Mar-14	Apr-14	May-14	Jun-14	Jul-14	Aug-14	Sep-14	Oct-14	Nov-14	Dec-14	Jan-15	Feb-15	Mar-15	Apr-15
S&I	G-01	HVDS & system strengthening, Dadri	[Yellow bar]																																	
S&I	G-02	HVDS & system strengthening, Gurgaon (terminated)																																		
S&I	G-02R	HVDS & system strengthening, Gurgaon (re-bid)											[Yellow bar]																							
S&I	G-04	Automatic Meter Reading (AMR)	[Red]	[Yellow bar]																																
S&I	G-05A	HVDS & system strengthening, Faridabad for Package A	[Red]										[Yellow bar]																							
S&I	G-05BC	HVDS & system strengthening, Faridabad for Pck. B & C	[Red]										[Yellow bar]																							
S&I	G-06	Electronic meters, Dadri ("last mile connectivity")(cancelled)	[Red]																																	
S&I	G-06R	Electronic meters, Dadri ("last mile connectivity")(re-bid)	[Yellow bar]																																	

Proc. Plan date: 31-Dec-12

Today's date: 22-Feb-13

Cells with date before today's date will be colored blue

**Closing
Date
Line**

[Thick line] Thick line shows split past/future at the time the PP was made.

[Red bar] In graph to the right, RED is Procurement Period

Sub-category Click to sort	Procurement Ref. #	India Haryana Power System Improvement Project DHBVN Procurement Plan (TA) As of date in file name Scroll right for graphic representations	Firm Chosen	Status: Future-FU; Procuring-PR; Implem-IM; Completed-CO	Estimated Cost in INR (million)	Cost Status (estimate, revision, actual)	IBRD/IDA Financing INR (million)	HVPNL Co-financing INR(million)	IBRD Financing Share	Selection Method	Bank Review	Advertising EOI	Days Interval
TA	C-01	Quality assurance of Works	N_Arc	CO	26.280	A	26.280	-	100%	QCBS	Prior	25-Feb-09	30
TA	C-02	Baseline validation Dadri, Gurgaon, Faridabad	Feedback V	CO	17.100	A	17.100	-	100%	QCBS	Prior	16-Jun-09	30
TA	C-03	Institutional capacity building	KPMG	IM	17.260	A	17.260	-	100%	QCBS	Prior	16-Jun-09	30
TA	C-04	Long-term capital investment plan (impl. cncl.)	GECE	CO	5.400	A	5.400	-	100%	QCBS	Prior	16-Jun-09	30
TA	C-05	Institutional capacity building for accounting	Ernst & Young	IM	4.386	A	4.386	-	100%	QCBS	Prior	19-Jun-09	30
TA	C-06	Training programs		FU	20.000	R1	-	20.000	100%	QCBS	Prior	15-May-13	30
TA	C-07	Safety Review		PR	1.600	R1	1.600	-	100%	QCBS	Prior	15-Jan-13	15
TA	C-08	Power Procurement		FU	15.000	R1	15.000	-	100%	QCBS	Prior	25-Feb-13	15
TA	C-09	Strengthening IT Wing		PR	103.500	R1	103.500	-	100%	QCBS	Prior	20-Feb-13	15

Proc. Plan date: 31-Dec-12

Today's date: 22-Feb-13

Cells with date before today's date will be colored blue automatically

	Total	WB	HVPNL
INR (mill.)	250.526	230.526	20.000
US\$ (mill.)	5.011	4.611	0.400
PAD TA cost est. for DHBVN (US\$ mill.)			4.230
Total TA funds HVPNL+DHBVN (US\$ mill.)			10.000

Exchange rate used

50

Thick line shows split past/future at the time the PP was made.

In graph to the right, RED is Procurement Period

In graph to the right, ORANGE is Implementation Period

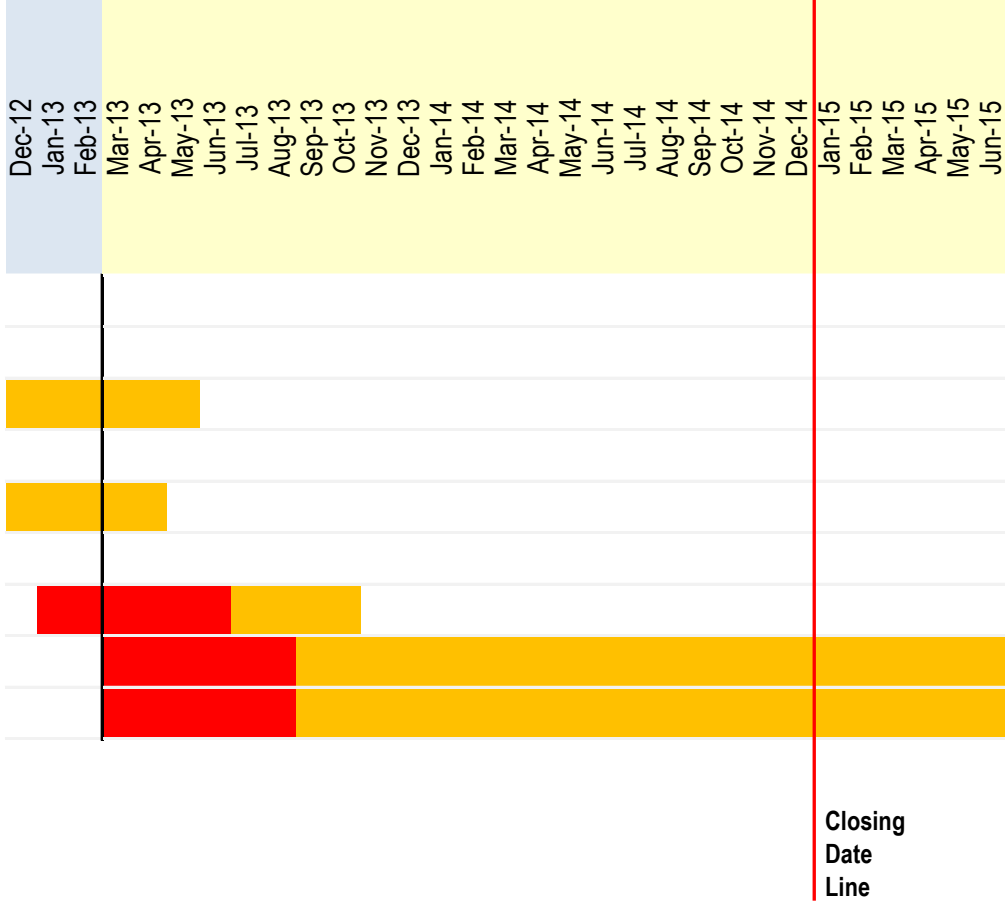
Red dates = grossly inaccurate dates just filled in to complete the date chain. These dates were unavailable from

Procurement Plan (PP) revision guidance:

1. Insert date ONLY in yellow procurement start column.
2. Otherwise, insert Days Intervals. NO dates.
3. When PP is updated, also update the Disbursement Plan.
4. Save the plan in Normal view.
5. You may occasionally hide columns for better overview.
6. For preferred view, change zooming, not font size.
7. If printout, do one sided; take the trouble of taping the long plan together.

Reception of EOI	Days interval	Short Listing and RFP ready	Days interval	No Objection	Days interval	Invitation for RFP	Days interval	Proposal Submission	Days interval	Technical Evaluation	Days interval	No Objection	Days interval	Draft contract	Days interval	No Objection or for WB information	Days interval
27-Mar-09	209	22-Oct-09	7	29-Oct-09	20	18-Nov-09	48	05-Jan-10	60	06-Mar-10	7	13-Mar-10	26	8-Apr-10	1	9-Apr-10	82
16-Jul-09	128	21-Nov-09	2	23-Nov-09	21	14-Dec-09	53	05-Feb-10	50	27-Mar-10	10	06-Apr-10	3	9-Apr-10	5	14-Apr-10	77
16-Jul-09	274	16-Apr-10	6	22-Apr-10	2	24-Apr-10	67	30-Jun-10	70	08-Sep-10	10	18-Sep-10	66	23-Nov-10	6	29-Nov-10	195
16-Jul-09	362	13-Jul-10	10	23-Jul-10	10	2-Aug-10	64	05-Oct-10	60	04-Dec-10	10	14-Dec-10	7	21-Dec-10	2	23-Dec-10	156
19-Jul-09	254	30-Mar-10	7	6-Apr-10	38	14-May-10	54	07-Jul-10	80	25-Sep-10	15	10-Oct-10	71	20-Dec-10	15	4-Jan-11	297
14-Jun-13	78	31-Aug-13	15	15-Sep-13	1	16-Sep-13	45	31-Oct-13	10	10-Nov-13	4	14-Nov-13	1	15-Nov-13	15	30-Nov-13	0
30-Jan-13	30	1-Mar-13	7	8-Mar-13	7	15-Mar-13	30	14-Apr-13	15	29-Apr-13	15	14-May-13	15	29-May-13	15	13-Jun-13	15
12-Mar-13	30	11-Apr-13	7	18-Apr-13	7	25-Apr-13	30	25-May-13	30	24-Jun-13	15	09-Jul-13	15	24-Jul-13	15	8-Aug-13	15
07-Mar-13	30	6-Apr-13	7	13-Apr-13	7	20-Apr-13	30	20-May-13	30	19-Jun-13	15	04-Jul-13	15	19-Jul-13	15	3-Aug-13	15

m the former procurement plan.



2016			
Q4	Q1	Q2	TOTAL
0	0	0	49
0	0	0	72
0	0	0	997
0	0	0	210
0	0	0	86
0	0	0	188
0	0	0	0
0	0	0	16
0	0	0	0
0	0	0	0
0	0	0	0
0	0	0	0
0	0	0	0
0	0	0	0
0	0	0	0
0	0	0	0
#REF!	#REF!	#REF!	#REF!
0	0	0	0
U	U	U	U
0	0	0	0
#REF!	#REF!	#REF!	#REF!
#REF!	#REF!	#REF!	
#REF!	#REF!	#REF!	#REF!
#REF!	#REF!	#REF!	