



## NP Modernization of Rani Jamara Kulariya Irrigation Scheme - Phase 1 (P118179)

SOUTH ASIA | Nepal | Water Global Practice |  
IBRD/IDA | Specific Investment Loan | FY 2012 | Seq No: 12 | ARCHIVED on 06-Jun-2017 | ISR28474 |

Implementing Agencies: Department of Irrigation, Ministry of Finance

## Key Dates

## Key Project Dates

Bank Approval Date:05-Jul-2011

Effectiveness Date:30-Nov-2011

Planned Mid Term Review Date:17-Mar-2014

Actual Mid-Term Review Date:24-Nov-2014

Original Closing Date:30-Sep-2016

Revised Closing Date:30-Sep-2017

## Project Development Objectives

Project Development Objective (from Project Appraisal Document)

The project development objective is to improve irrigation water delivery to, and management in, the command area. The command area is defined as the agricultural lands to be irrigated using infrastructure to be modernized under the project.

Has the Project Development Objective been changed since Board Approval of the Project Objective?

No

## Components

Name

Component 1: Scheme Modernization:(Cost \$38.60 M)

Component 2: Strengthening Water Users Associations:(Cost \$2.20 M)

Component 3: Agricultural Production Support:(Cost \$2.90 M)

Component 4: Project Management:(Cost \$4.30 M)

## Overall Ratings

Name	Previous Rating	Current Rating
Progress towards achievement of PDO	● Moderately Satisfactory	● Moderately Satisfactory
Overall Implementation Progress (IP)	● Moderately Satisfactory	● Satisfactory
Overall Risk Rating	● Substantial	● Substantial



## Implementation Status and Key Decisions

Satisfactory progress has been attained under Component 1 (System Modernization) and Component 3 (Agricultural Support). Disbursements reached 84 percent, yet disbursements cum contract commitments exceed 90 percent. However, for a successful fulfilment of the Project Development Objectives (PDOs), few key indicators of the Results Framework need to be improved soon, notably: the number of trained persons in the Water Users Associations (WUAs), and the number of water users provided with improved water services, both of which are largely attributed to Component 2. As the Project is due to close on September 30, 2017, the Bank team has asked the Client to ensure that these indicators are achieved before the closing date, through: (a) completing the WUAs training on Management, Operation and Maintenance (MOM) for the modernized system, and (b) completing the water-user satisfaction surveys, building on the ongoing DIME impact evaluation work, especially after procuring the Global Positioning System (GPS) services which will help the consultants to distinguish the upstream-user/downstream-user impacts.

The IDA has recently approved a reallocation across categories of the grant portion of the Project (Restructuring Level II, not entailing a change in Project design, safeguards, or the closing date).

## Risks

### Systematic Operations Risk-rating Tool

Risk Category	Rating at Approval	Previous Rating	Current Rating
Political and Governance	--	● High	● High
Macroeconomic	--	● Moderate	● Moderate
Sector Strategies and Policies	--	● Moderate	● Moderate
Technical Design of Project or Program	--	● Low	● Low
Institutional Capacity for Implementation and Sustainability	--	● Moderate	● Moderate
Fiduciary	--	● Low	● Low
Environment and Social	--	● Moderate	● Moderate
Stakeholders	--	● Moderate	● Moderate
Other	--	--	--
Overall	--	● Substantial	● Substantial

## Results

### Project Development Objective Indicators

#### ► Water users provided with new/improved irrigation and drainage services (number) (Number, Custom)

	Baseline	Actual (Previous)	Actual (Current)	End Target
Value	0.00	0.00	10,000.00	20,500.00
Date	01-Mar-2012	30-Apr-2016	05-Apr-2017	30-Sep-2017



## Comments

Actual number TBC. Limited improvement of water service, as the modernized infrastructure is not yet operational (MOM).

▲ Water users provided with irrigation and drainage services - female (number) (Number, Custom Breakdown)

	Baseline	Actual (Previous)	Actual (Current)	End Target
Value	0.00	0.00	3,000.00	6,000.00
Date	01-Mar-2012	30-Apr-2016	05-Apr-2017	30-Sep-2017

► Irrigation service delivery by service providers (WUAs) assessed as satisfactory by water users (measured in percentage of water users). (Percentage, Custom)

	Baseline	Actual (Previous)	Actual (Current)	End Target
Value	8.00	20.00	60.00	50.00
Date	01-Mar-2012	30-Apr-2016	05-Apr-2017	30-Sep-2017

## Comments

\*TBC. 60% is a quick estimate from the DIME impact assessment. Satisfaction survey is to be conducted and completed in summer 2017.

► Resources generated by water users for the operation and maintenance of the modernized irrigation systems (measured in percentage of required resources). (Percentage, Custom)

	Baseline	Actual (Previous)	Actual (Current)	End Target
Value	50.00	50.00	50.00	75.00
Date	01-Mar-2012	30-Apr-2016	05-Apr-2017	30-Sep-2017

## Comments



\*TBD. The 50% was the level of resources generated in 2012-2014, which will now increase after: (1) monetizing the labor/in-kind contributions (estimated at US\$30/ha/year, at around US\$3/manday); and (2) starting MOM for the new scheme.

► Increase in irrigated crop yields of main crops rice, wheat, and maize in about 40% of the command area, at the head of the canal systems. (Metric ton, Custom)

	Baseline	Actual (Previous)	Actual (Current)	End Target
Value	0.00	0.00	0.00	0.00
Date	01-Mar-2012	30-Apr-2016	05-Apr-2017	30-Sep-2017

▲ Paddy (winter) (Metric ton, Custom Supplement)

	Baseline	Actual (Previous)	Actual (Current)	End Target
Value	2.80	3.00	3.00	3.10

▲ Paddy (monsoon) (Metric ton, Custom Supplement)

	Baseline	Actual (Previous)	Actual (Current)	End Target
Value	2.60	3.10	3.10	2.90

▲ Wheat (Metric ton, Custom Supplement)



	Baseline	Actual (Previous)	Actual (Current)	End Target
Value	1.70	2.20	2.20	1.90

#### ▲ Maize (Metric ton, Custom Supplement)

	Baseline	Actual (Previous)	Actual (Current)	End Target
Value	1.60	2.10	2.10	1.80

#### ▶ Number of female and male water users (defined as member of the WUA) provided with improved water delivery services. (Number, Custom)

	Baseline	Actual (Previous)	Actual (Current)	End Target
Value	0.00	0.00	14,909.00	25,000.00
Date	01-Mar-2012	30-Apr-2016	05-Apr-2017	30-Sep-2017

#### Comments

TBC. Limited improvement of water service, as the modernized infrastructure is not yet operational (MOM).

#### ▲ Number of female water users. (Number, Custom Supplement)

	Baseline	Actual (Previous)	Actual (Current)	End Target
Value	0.00	0.00	3,122.00	6,000.00

#### ▲ Number of male water users. (Number, Custom Supplement)

	Baseline	Actual (Previous)	Actual (Current)	End Target
--	----------	-------------------	------------------	------------



Value	0.00	0.00	10,787.00	19,000.00
-------	------	------	-----------	-----------

▲ Percentage of female WUA Executive Committee members. (Percentage, Custom Supplement)

	Baseline	Actual (Previous)	Actual (Current)	End Target
Value	19.00	19.00	32.00	33.00

Overall Comments

Intermediate Results Indicators

▶ Technologies demonstrated in the project areas (number) (Number, Custom)

	Baseline	Actual (Previous)	Actual (Current)	End Target
Value	0.00	3.00	3.00	5.00
Date	01-Mar-2012	30-Apr-2016	30-Apr-2016	30-Sep-2017

▶ Client days of training provided (number) (Number, Custom)

	Baseline	Actual (Previous)	Actual (Current)	End Target
Value	0.00	7,623.00	7,623.00	7,000.00
Date	01-Mar-2012	30-Apr-2016	30-Apr-2016	30-Sep-2017


**▲ Client days of training provided - Female (number) (Number, Custom Breakdown)**

	Baseline	Actual (Previous)	Actual (Current)	End Target
Value	0.00	5,964.00	5,964.00	2,250.00
Date	01-Mar-2012	30-Apr-2016	30-Apr-2016	30-Sep-2017

**▶ Completed Structures. (Number, Custom)**

	Baseline	Actual (Previous)	Actual (Current)	End Target
Value	0.00	0.00	0.00	0.00
Date	01-Mar-2012	30-Apr-2016	30-Apr-2016	30-Sep-2017

**▲ Road bridges on branch canals (Number, Custom Breakdown)**

	Baseline	Actual (Previous)	Actual (Current)	End Target
Value	0.00	10.00	10.00	23.00
Date	01-Mar-2012	30-Apr-2016	30-Apr-2016	30-Sep-2017

**▲ Offtakes to sub-branch canals (Number, Custom Breakdown)**

	Baseline	Actual (Previous)	Actual (Current)	End Target
Value	0.00	9.00	9.00	23.00
Date	01-Mar-2012	30-Apr-2016	30-Apr-2016	30-Sep-2017



#### ▲ Control structures in branch canals (Number, Custom Breakdown)

	Baseline	Actual (Previous)	Actual (Current)	End Target
Value	0.00	9.00	9.00	23.00
Date	01-Mar-2012	30-Apr-2016	30-Apr-2016	30-Sep-2017

#### ▲ Road Bridges, drops, siphons, etc. on feeder canal (Number, Custom Breakdown)

	Baseline	Actual (Previous)	Actual (Current)	End Target
Value	0.00	13.00	13.00	15.00
Date	01-Mar-2012	30-Apr-2016	30-Apr-2016	30-Sep-2017

#### ▲ Intake to branch canals (Number, Custom Breakdown)

	Baseline	Actual (Previous)	Actual (Current)	End Target
Value	0.00	3.00	3.00	3.00
Date	01-Mar-2012	30-Apr-2016	30-Apr-2016	30-Sep-2017

#### ▶ Number of Executive Committee meetings and General Assembly meetings held per WUA (Annual, not cumulative). (Number, Custom)

	Baseline	Actual (Previous)	Actual (Current)	End Target
Value	0.00	8.00	8.00	13.00
Date	01-Mar-2012	30-Apr-2016	30-Apr-2016	30-Sep-2017





► No of WUA members trained (annual number). (Number, Custom)

	Baseline	Actual (Previous)	Actual (Current)	End Target
Value	0.00	105.00	105.00	2,500.00
Date	01-Mar-2012	30-Apr-2016	30-Apr-2016	30-Sep-2017

► Agriculture Service Center and Agriculture Contact Points active and providing advisory services. (Number, Custom)

	Baseline	Actual (Previous)	Actual (Current)	End Target
Value	3.00	2.00	2.00	3.00
Date	01-Mar-2012	30-Apr-2016	30-Apr-2016	30-Sep-2017

► Number of farmer field schools and demonstrations implemented (annual number). (Number, Custom)

	Baseline	Actual (Previous)	Actual (Current)	End Target
Value	0.00	0.00	0.00	0.00
Date	01-Mar-2012	30-Apr-2016	30-Apr-2016	30-Sep-2017

▲ Farmers Field Schools (Number, Custom Supplement)

	Baseline	Actual (Previous)	Actual (Current)	End Target
Value	0.00	65.00	65.00	90.00





#### ▲ Demonstrations (Number, Custom Supplement)

	Baseline	Actual (Previous)	Actual (Current)	End Target
Value	0.00	780.00	780.00	200.00

#### Overall Comments

### Data on Financial Performance

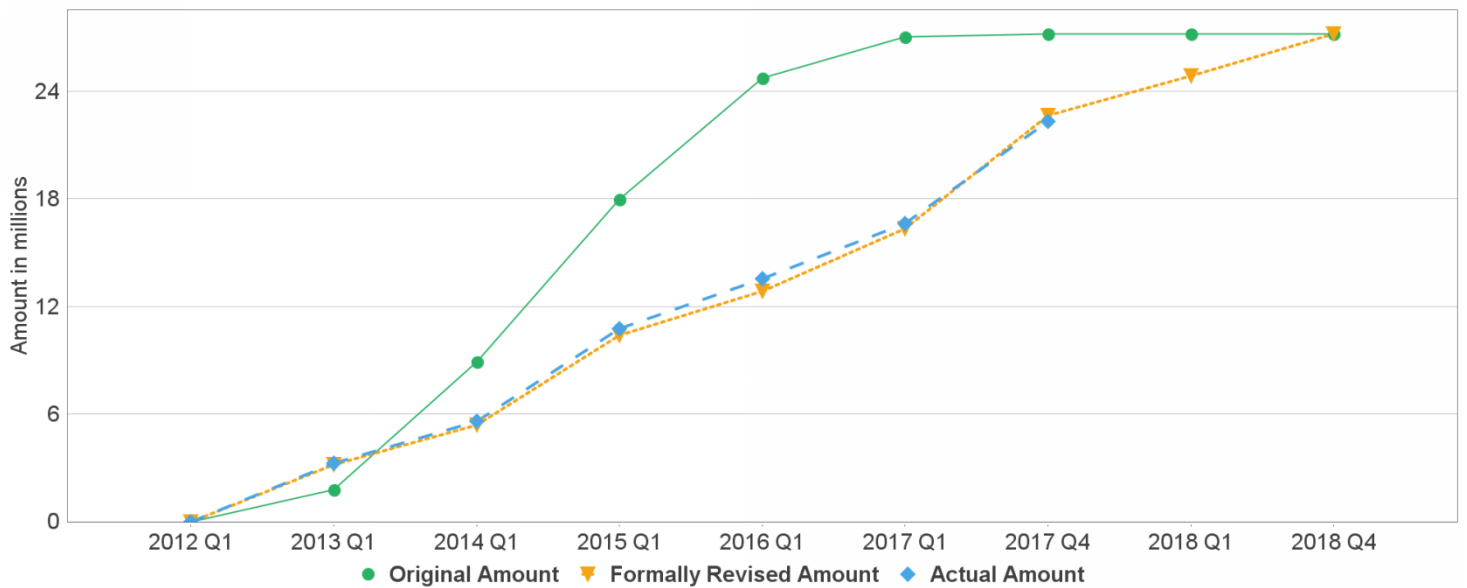
#### Disbursements (by loan)

Project	Loan/Credit/TF	Status	Currency	Original	Revised	Cancelled	Disbursed	Undisbursed	Disbursed
P118179	IDA-49810	Effective	XDR	14.90	14.90	0.00	12.57	2.33	 84%
P118179	IDA-H7160	Effective	XDR	12.30	12.30	0.00	9.75	2.55	 79%

#### Key Dates (by loan)

Project	Loan/Credit/TF	Status	Approval Date	Signing Date	Effectiveness Date	Orig. Closing Date	Rev. Closing Date
P118179	IDA-49810	Effective	05-Jul-2011	18-Oct-2011	30-Nov-2011	30-Sep-2016	30-Sep-2017
P118179	IDA-H7160	Effective	05-Jul-2011	18-Oct-2011	30-Nov-2011	30-Sep-2016	30-Sep-2017

#### Cumulative Disbursements



## Restructuring History

Level 2 Approved on 17-Aug-2015 ,Level 2 Approved on 10-May-2017

## Related Project(s)

There are no related projects.