



Ghana---Social Opportunities Project (P115247)

AFRICA | Ghana | Social Protection & Labor Global Practice |
IBRD/IDA | Specific Investment Loan | FY 2010 | Seq No: 12 | ARCHIVED on 30-Nov-2016 | ISR25728 |

Implementing Agencies: Ministry of Gender, Children and Social Protection, Ministry of Local Government and Rural Development

Key Dates

Key Project Dates

Bank Approval Date:20-May-2010

Effectiveness Date:19-Oct-2010

Planned Mid Term Review Date:12-Feb-2014

Actual Mid-Term Review Date:12-Feb-2014

Original Closing Date:30-Jun-2016

Revised Closing Date:30-Jun-2017

Project Development Objectives

Project Development Objective (from Project Appraisal Document)

The objectives of the Project are to improve targeting in social protection spending, increase access to conditional cash transfers nationwide, increase access to employment and cash-earning opportunities for the rural poor during the agricultural off-season, and improve economic and social infrastructure in target districts.

Has the Project Development Objective been changed since Board Approval of the Project Objective?

Yes

Board Approved Revised Project Development Objective (If project is formally restructured)

The Project Development Objectives (PDO) of this Additional Financing is to improve targeting of social protection programs and provide income support to poor households through LEAP grants and LIPW infrastructure in targeted districts.

Components

Name

Component One: Social Protection Policy and Systems Strengthening:(Cost \$9.00 M)

Component Two: Labor Intensive Public Works Implementation and Capacity Building.:(Cost \$19.20 M)

Component Three: Livelihood Empowerment Against Poverty Implementation and Capacity Building:(Cost \$15.70 M)

Component Four: Project Management and Coordination:(Cost \$6.10 M)

Overall Ratings

Name	Previous Rating	Current Rating
Progress towards achievement of PDO	● Satisfactory	● Satisfactory
Overall Implementation Progress (IP)	● Satisfactory	● Satisfactory



Overall Risk Rating

● Low

● Low

Implementation Status and Key Decisions

The project has registered the following key achievements:

Project component one: Social Protection Policy and Systems Strengthening. Improving targeting for the Social Protection system will be achieved through the establishment of the Ghana National Household Registry (GNHR). Further, to ensure that the GNHR is fully developed and utilized, the Social Protection Policy and Bill which guides the implementation of social protection programs, and ensures continuity (as the Bill engrains the programs and systems detailed into law) were supported to ensure improvements in targeting, among other goals. Progress on the development of the SP policy and the GNHR are as follows:

After a successful launch of the Social Protection Policy, a Social Protection Bill is under development and validation meetings were held with key stakeholders in. The Draft Bill instructions were submitted to Attorney General's department for review on March 3, 2016, and comments were received on July 5, 2016. Additionally the Action Plan for the implementation of the Social Protection Policy began in September 2016 and is expected to be completed in January 2017.

Upon completion of the development of hardware and software tools, as well as a data collection campaign, data collection for the Ghana National Household Registry (GNHR) began in August 2016 and is expected to be completed in November 2016. Currently, 90,000 out of the approximately 120,000 households have been registered in the region.

Project component two: Labor Intensive Public Works Implementation and Capacity Building. The Labor-intensive Public Works (LIPW) has so far provided short-term employment to 165,860 extreme poor persons (61% of whom are women) and has in the process transferred GHC 71,476,014 to these persons as wage earnings through electronic means. In terms of assets delivery, the project has rehabilitated 792km Feeder Roads, 192 Small Earth Dams & Dugouts (that is ensuring the harvesting of 21,195,764 cubic meters of water for the rural poor) and 2,550 hectares of degraded public/community land through tree planting and other biodiversity restoration activities. The Ministry of Local Government and Rural Development (MLRD) assisted the Ministry of Employment and Labor Relations (MELR) to formulate a National Labor-intensive Public Works Policy, which is aimed at institutionalizing the LIPW as a tool for employment creation in Ghana. The policy was launched on August 16, 2016. The next step is to begin the policy's implementation plan in January 2017.

Project component three: Livelihood Empowerment Against Poverty (LEAP) Implementation and Capacity Building. From 147,624 in June 2016, the number of Livelihood Empowerment Against Poverty (LEAP) beneficiary households was increased to 164,785 in 185 districts by the end of August 2016. Enrollment and validation of beneficiaries as part of the transition to electronic payments was completed for 184 out of 188 districts in August 2016. LEAP targeting efficiency is about 46.3 percent, implying that LEAP beneficiary population has (Proxy Means Test) PMT scores that place them in the poorest 20% quintile of the population of Ghana.

Project component four: Project Management and Coordination. Monitoring visits, supervision, steering committee directives and technical reviews provided feedback to improve implementation. Closer monitoring and sensitization of beneficiaries, and potential beneficiaries and their communities, as well as a total shift towards electronic payments were pursued to enhance achievements of the components' objectives. Grievance Redress Registers were provided for each beneficiary community. Community Focal Persons were appointed and trained to facilitate speedy and transparent resolution of complaints and grievances.



Risks

Systematic Operations Risk-rating Tool

Risk Category	Rating at Approval	Previous Rating	Current Rating
Political and Governance	--	● Low	● Moderate
Macroeconomic	--	● Substantial	● Substantial
Sector Strategies and Policies	--	● Low	● Low
Technical Design of Project or Program	--	● Low	● Low
Institutional Capacity for Implementation and Sustainability	--	● Substantial	● Moderate
Fiduciary	--	● Low	● Low



Environment and Social	--	● Low	● Low
Stakeholders	--	● Low	● Low
Other	--	● Low	● Low
Overall	--	● Low	● Low

Results

Project Development Objective Indicators

► Beneficiaries of Safety Nets programs (number) (Number, Core)

	Baseline	Actual (Previous)	Actual (Current)	End Target
Value	0.00	451718.00	778729.00	390000.00
Date	05-Mar-2010	31-Dec-2015	30-Jun-2016	30-Jun-2017

▲ Beneficiaries of Safety Nets programs - Female (number) (Number, Core Breakdown)

	Baseline	Actual (Previous)	Actual (Current)	End Target
Value	0.00	164869.00	446200.00	253500.00
Date	05-Mar-2010	31-Dec-2015	30-Jun-2016	30-Jun-2017

▲ Beneficiaries of Safety Nets programs - Cash-for-work, food-for-work and public works (number) (Number, Core Breakdown)

	Baseline	Actual (Previous)	Actual (Current)	End Target
Value	0.00	123106.00	160627.00	190000.00
Date	05-Mar-2010	30-Jun-2015	30-Jun-2016	30-Jun-2017

► Direct project beneficiaries (Number, Core)

	Baseline	Actual (Previous)	Actual (Current)	End Target
Value	0.00	281502.00	778729.00	390000.00



Date	20-May-2010	31-Dec-2015	30-Jun-2016	30-Jun-2017

▲ Female beneficiaries (Percentage, Core Supplement)

	Baseline	Actual (Previous)	Actual (Current)	End Target
Value	0.00	65.00	59.00	65.00

▲ Direct project beneficiaries under cash transfer component (Number, Custom Breakdown)

	Baseline	Actual (Previous)	Actual (Current)	End Target
Value	0.00	145895.00	618102.00	200000.00
Date	20-May-2010	31-Dec-2015	30-Jun-2016	30-Jun-2017

▲ Direct project beneficiaries under LIPW component (Number, Custom Breakdown)

	Baseline	Actual (Previous)	Actual (Current)	End Target
Value	0.00	135607.00	160627.00	190000.00
Date	20-May-2010	31-Dec-2015	30-Jun-2016	30-Jun-2017

► Average annual earnings of unskilled workers in LIPWs (cedi) (Number, Custom)

	Baseline	Actual (Previous)	Actual (Current)	End Target
Value	0.00	358.22	242.00	200.00
Date	20-May-2010	31-Dec-2015	30-Jun-2016	30-Jun-2017



Comments

This figure is being verified for accuracy and will be adjusted during the next reporting.

► Person days of unskilled workers (Number, Custom)

	Baseline	Actual (Previous)	Actual (Current)	End Target
Value	0.00	7879360.00	10075756.00	9500000.00
Date	20-May-2010	31-Dec-2015	30-Jun-2016	30-Jun-2017

► Potential and actual beneficiaries in participating districts satisfied with subprojects, LIPW program and LEAP transfers (%) (Percentage, Custom)

	Baseline	Actual (Previous)	Actual (Current)	End Target
Value	0.00	--	78.00	70.00
Date	20-May-2010	--	30-Jun-2016	30-Jun-2017

Comments

This figure is only representative of the LIPW. The LEAP is undertaking a beneficiary satisfaction assessment which will be reported in subsequent reports.

► Share of beneficiaries from the poorest 20% of population for LEAP and poorest 30% of the population for LIPW. (Percentage, Custom)

	Baseline	Actual (Previous)	Actual (Current)	End Target
Value	40.00	39.80	86.90	50.00
Date	31-Mar-2014	31-Dec-2015	30-Jun-2016	30-Jun-2017

Comments

Note that data on the share of beneficiaries from the poorest 20% of population for LEAP and poorest 30% of the population for LIPW are reported separately, with break downs as follows: LIPW 30%: 86.9 and LEAP 20%: 46.3. The LIPW indicator is reported.



Overall Comments

Intermediate Results Indicators

► Targeting performance (share of LEAP beneficiaries from the poorest 20% of population) (Percentage, Custom)

	Baseline	Actual (Previous)	Actual (Current)	End Target
Value	19.00	--	46.30	50.00
Date	31-Mar-2014	--	30-Jun-2016	30-Jun-2017

► Enrolled beneficiaries in the districts where LEAP pilot will be intensified (% increase) (Number, Custom)

	Baseline	Actual (Previous)	Actual (Current)	End Target
Value	100.00	230.77	507.00	270.00
Date	20-May-2010	30-Mar-2014	30-Jun-2016	30-Jun-2017

► LEAP administrative costs compared to total costs (Percentage, Custom)

	Baseline	Actual (Previous)	Actual (Current)	End Target
Value	15.00	11.00	12.00	11.00
Date	30-Sep-2013	31-Dec-2015	30-Jun-2016	30-Jun-2017

► Total unskilled worker earnings as share of LIPW cost (Percentage, Custom)

	Baseline	Actual (Previous)	Actual (Current)	End Target
Value	40.00	51.00	58.00	62.00
Date	20-May-2010	30-Jun-2015	30-Jun-2016	30-Jun-2017



► Original name: Maintenance program established for roads and dams. Revised name: District Assemblies with maintenance programs established for completed sub-projects (number) (Number, Custom)

	Baseline	Actual (Previous)	Actual (Current)	End Target
Value	10.00	10.00	10.00	60.00
Date	20-May-2010	31-Dec-2015	31-Dec-2015	30-Jun-2017

► Original name: Rehabilitated dams inspected annually by communities for dam safety concerns. Revised name: Completed subprojects inspected annually by Communities (under spn of district tech. spc). (Percentage, Custom)

	Baseline	Actual (Previous)	Actual (Current)	End Target
Value	50.00	50.00	51.00	90.00
Date	20-May-2010	31-Dec-2015	30-Jun-2016	30-Jun-2017

► Roads rehabilitated, Rural (Kilometers, Core)

	Baseline	Actual (Previous)	Actual (Current)	End Target
Value	0.00	590.00	744.00	700.00
Date	20-May-2010	30-Jun-2015	30-Jun-2016	30-Jun-2017

► Payments to workers under LIPW program made within 20 days after the attendance at work sites (Percentage, Custom)

	Baseline	Actual (Previous)	Actual (Current)	End Target
Value	0.00	70.00	70.00	80.00
Date	20-May-2010	31-Dec-2015	30-Jun-2016	30-Jun-2017



► Original name: Payments made to contractors after receipt of performance security. Revised name: Avg time lapse between submission of interim certificate by LIPW contractors and payments by DAs (Percentage, Custom)

	Baseline	Actual (Previous)	Actual (Current)	End Target
Value	30.00	--	--	20.00
Date	30-Sep-2013	31-Dec-2015	31-Dec-2015	30-Jun-2017

Comments

Reporting for this indicator is under review and will be provided in the subsequent report.

► Original name: Working group to set priorities for social protection indicators to be set under MoFEP leadership. Revised name: Social Protection Policy drafted by MoGCSP and submitted to cabinet (Yes/No, Custom)

	Baseline	Actual (Previous)	Actual (Current)	End Target
Value	N	Y	Y	Y
Date	20-May-2010	31-Dec-2015	30-Jun-2016	30-Jun-2017

► Area Planted for Fruit Trees and Multi-Purpose Woodlots (ha) (Hectare(Ha), Custom)

	Baseline	Actual (Previous)	Actual (Current)	End Target
Value	672.00	800.00	2140.40	2360.00
Date	31-Mar-2014	31-Dec-2015	30-Jun-2016	30-Jun-2017

► Small earth dams and dug-outs rehabilitated (number) (Number, Custom)

	Baseline	Actual (Previous)	Actual (Current)	End Target
Value	62.00	152.00	184.00	300.00
Date	31-Mar-2014	31-Dec-2015	30-Jun-2016	30-Jun-2017





► Private contractors technically capable of implementing and supervising LIPW. (Percentage, Custom)

	Baseline	Actual (Previous)	Actual (Current)	End Target
Value	74.00	271.00	284.00	125.00
Date	31-Mar-2014	31-Dec-2015	30-Jun-2016	30-Jun-2017

Overall Comments

Data on Financial Performance

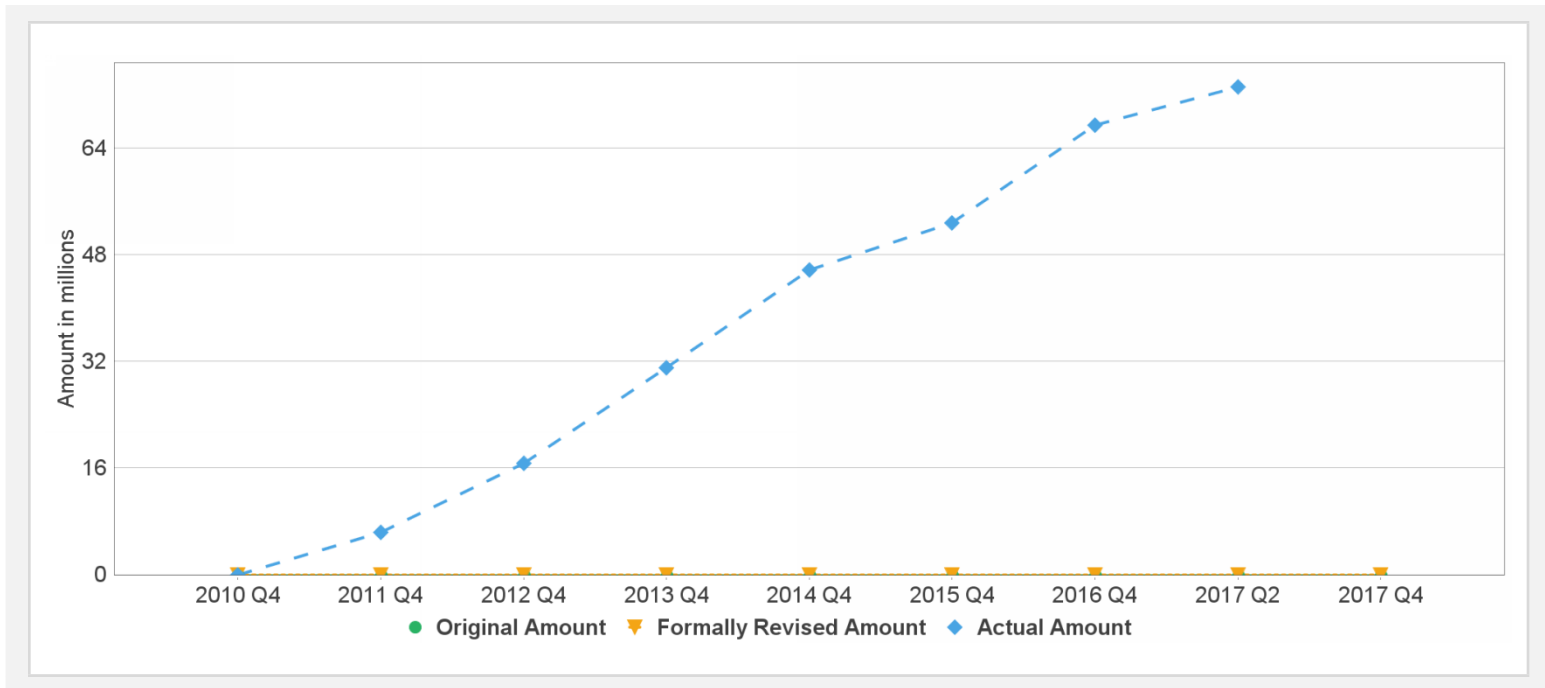
Disbursements (by loan)

Project	Loan/Credit/TF	Status	Currency	Original	Revised	Cancelled	Disbursed	Undisbursed	Disbursed
P115247	IDA-47350	Effective	XDR	58.40	58.40	0.00	58.40	0.00	 100%
P115247	IDA-54660	Effective	XDR	32.40	32.40	0.00	14.76	17.64	 46%

Key Dates (by loan)

Project	Loan/Credit/TF	Status	Approval Date	Signing Date	Effectiveness Date	Orig. Closing Date	Rev. Closing Date
P115247	IDA-47350	Effective	20-May-2010	08-Sep-2010	19-Oct-2010	30-Jun-2016	30-Jun-2017
P115247	IDA-54660	Effective	27-May-2014	10-Apr-2015	28-May-2015	30-Jun-2017	30-Jun-2017

Cumulative Disbursements



Restructuring History

There has been no restructuring to date.

Related Project(s)

P146923-AF Ghana Social Opportunities Project