



## Land Husbandry, Water Harvesting and Hillside Irrigation (P114931)

AFRICA | Rwanda | Agriculture Global Practice |  
IBRD/IDA | Investment Project Financing | FY 2010 | Seq No: 15 | ARCHIVED on 30-Apr-2018 | ISR32181 |

Implementing Agencies: CIDA, USAID, Republic of Rwanda/ Ministry of Finance and Economic Planning

### Key Dates

#### Key Project Dates

Bank Approval Date:22-Dec-2009

Effectiveness Date:02-Jun-2010

Planned Mid Term Review Date:14-Jan-2013

Actual Mid-Term Review Date:31-Jan-2013

Original Closing Date:30-Jun-2014

Revised Closing Date:29-Jun-2018

### Project Development Objectives

Project Development Objective (from Project Appraisal Document)

The Project Development Objective (PDO) is to increase the productivity and commercialization of hillside agriculture in target areas.

Has the Project Development Objective been changed since Board Approval of the Project Objective?

No

### Components

Name

Component A: Capacity Development and Institutional Strengthening for Hillside Intensification:(Cost \$12.12 M)

Component B: Infrastructure for Hillside Intensification:(Cost \$18.46 M)

Component C: Implementation Through SWAp Structure:(Cost \$3.42 M)

### Overall Ratings

Name	Previous Rating	Current Rating
Progress towards achievement of PDO	● Satisfactory	● Satisfactory
Overall Implementation Progress (IP)	● Satisfactory	● Satisfactory
Overall Risk Rating	● Low	● Low

### Implementation Status and Key Decisions



The project development objective (PDO) of LWH is to increase the productivity and commercialization of hillside agriculture in target areas. The Project has three components: (A) Capacity Development and Institutional Strengthening for Hillside Intensification; (B) Infrastructure for Hillside Intensification; and (C) Implementation through the Ministerial SWAp Structure. The Project became effective in June 2010 with USD 34 million IDA financing and has received additional financing from GAFSP USD50 million; USD7.8 million from CIDA and up to USD14 million from USAID and has received an IDA additional Financing of USD35 million bringing the total project financing to USD140.8 million. GAFSP, USAID and CIDA TFs closed on December 31, 2015 with 100% disbursement.

The LWH project has continued its strong performance with good progress towards the PDO indicators with all four PDO level indicators currently exceeding their targets. There has also been good progress towards many of the intermediate outcome targets. In terms of physical progress, a total of 21,511.16 hectares have been treated with comprehensive land husbandry technologies, which represents 107.9% of the target of 19,940 ha, while 7,593.9 ha of embankment areas (terraces and soil bands) were strengthened with grasses exceeding the project target of 7,138.5 ha and 6,411.8 ha planted with agro-forestry trees.

The number of direct Project beneficiaries has grown to 310,058 (150,985 female which is higher than the end of project target of 120,000. Beneficiaries are organized in 3,120 Self-Help Groups (SHGs) of 15-20 people each, 197 zones and 24 cooperatives (55,808 members) and 7 Water Users Associations (WUAs). The projects contributed to job creation and income generation for over 35,000 beneficiaries. Promotion of horticulture production has continued in partnership with private investors and exports have reached 209 tons of horticultural crops (chillies, sugar snaps and snow peas) since 2014.

## Risks

### Systematic Operations Risk-rating Tool

Risk Category	Rating at Approval	Previous Rating	Current Rating
Political and Governance	--	● Low	● Low
Macroeconomic	--	● Substantial	● Substantial
Sector Strategies and Policies	--	● Low	● Low
Technical Design of Project or Program	--	● Low	● Low
Institutional Capacity for Implementation and Sustainability	--	● Low	● Low
Fiduciary	--	● Low	● Low
Environment and Social	--	● Low	● Moderate
Stakeholders	--	● Moderate	● Moderate
Other	--	● Low	● Low
Overall	--	● Low	● Low

## Results

### Project Development Objective Indicators

#### ► Productivity of target irrigated command area (\$/ha) (Amount(USD), Custom)

Baseline

Actual (Previous)

Actual (Current)

End Target



Value	492.00	2,575.00	5,639.00	2,800.00
Date	01-Sep-2009	31-May-2016	31-Jan-2018	29-Jun-2018

▲ Direct project beneficiaries (individual) of which female (beneficiaries) (Number, Custom Supplement)

	Baseline	Actual (Previous)	Actual (Current)	End Target
Value	0.00	280,666.00	310,058.00	120,000.00

▷ Female direct project beneficiaries (Number, Custom Breakdown)

	Baseline	Actual (Previous)	Actual (Current)	End Target
Value	0.00	139,258.00	150,985.00	55,000.00
Date	01-Sep-2009	31-May-2016	31-Jan-2018	29-Jun-2018

▶ Productivity of targeted non-irrigated hillside (\$/ha) (Amount(USD), Custom)

	Baseline	Actual (Previous)	Actual (Current)	End Target
Value	469.00	2,867.00	2,788.00	2,500.00
Date	01-Sep-2009	31-May-2016	31-Jan-2018	29-Jun-2018

▶ share of commercialized products from target areas (%) (Percentage, Custom)

	Baseline	Actual (Previous)	Actual (Current)	End Target
Value	35.00	75.62	80.60	70.00
Date	01-Sep-2009	31-May-2016	31-Jan-2018	29-Jun-2018



## Overall Comments

## Intermediate Results Indicators

## ▶ Number of cooperatives which have increased their net revenues by 50% relative to the baseline (Number, Custom)

	Baseline	Actual (Previous)	Actual (Current)	End Target
Value	0.00	9.00	20.00	15.00
Date	22-Dec-2009	31-May-2016	31-Jan-2018	29-Jun-2018

## ▶ Cost Recovery Ratio for operation and maintenance of WUA in project area (Percentage, Custom)

	Baseline	Actual (Previous)	Actual (Current)	End Target
Value	0.00	0.00	0.00	90.00
Date	23-Nov-2009	31-May-2016	31-Jan-2018	29-Jun-2018

## ▶ Proportion of male Farmers in Project area using improved farm methods (Percentage, Custom)

	Baseline	Actual (Previous)	Actual (Current)	End Target
Value	30.00	95.40	95.40	90.00
Date	01-Sep-2009	31-May-2016	31-Jan-2018	30-Jun-2017



▾ Proportion of female farmers in project area using improved farm methods (Percentage, Custom Breakdown)

	Baseline	Actual (Previous)	Actual (Current)	End Target
Value	25.00	94.40	89.50	90.00
Date	01-Sep-2009	31-May-2016	31-Jan-2018	29-Jun-2018

▶ Female Adult Population in project area using the services of formal financial institutions (Percentage, Custom)

	Baseline	Actual (Previous)	Actual (Current)	End Target
Value	18.00	79.80	89.10	85.00
Date	01-Sep-2009	31-May-2016	31-Jan-2018	29-Jun-2018

▶ Male adult population in project areas using services of formal financial institutions (Percentage, Custom)

	Baseline	Actual (Previous)	Actual (Current)	End Target
Value	22.00	81.80	92.30	90.00
Date	01-Sep-2009	31-May-2016	31-Jan-2018	29-Jun-2018

▶ Participating Financial Institutions (PFI) using new products (Number, Custom)

	Baseline	Actual (Previous)	Actual (Current)	End Target
Value	0.00	40.00	45.00	25.00
Date	01-Sep-2009	31-May-2016	31-Jan-2018	29-Jun-2018



► Cooperatives and their Self Help Groups (SHG) ranked and graded high (A and B) (Percentage, Custom)

	Baseline	Actual (Previous)	Actual (Current)	End Target
Value	0.00	100.00	100.00	80.00
Date	31-Dec-2012	31-May-2016	31-Jan-2018	29-Jun-2018

► Households with acceptable food consumption (Percentage, Custom)

	Baseline	Actual (Previous)	Actual (Current)	End Target
Value	71.00	82.60	83.00	85.00
Date	31-Dec-2012	31-May-2016	31-Jan-2018	29-Jun-2018

▲ Kitchen gardens constructed (Number, Custom Supplement)

	Baseline	Actual (Previous)	Actual (Current)	End Target
Value	3,975.00	47,611.00	54,783.00	19,000.00

► Land protected against soil erosion in project areas (Percentage, Custom)

	Baseline	Actual (Previous)	Actual (Current)	End Target
Value	26.00	87.76	108.00	90.00
Date	01-Sep-2009	31-May-2016	31-Jan-2018	29-Jun-2018



## ▶ Area developed for Irrigation in project (Hectare(Ha), Custom)

	Baseline	Actual (Previous)	Actual (Current)	End Target
Value	0.00	1,356.00	2,618.50	2,368.00
Date	01-Sep-2009	31-May-2016	31-Jan-2018	29-Jun-2018






## ▶ Reduced sediment yield (volume or weight per unit area of catchment (T/ha/yr) in the project areas (Percentage, Custom)

	Baseline	Actual (Previous)	Actual (Current)	End Target
Value	0.00	88.80	89.00	50.00
Date	31-Dec-2009	31-May-2016	31-Jan-2018	29-Jun-2018

## Overall Comments

## Data on Financial Performance

## Disbursements (by loan)

Project	Loan/Credit/TF	Status	Currency	Original	Revised	Cancelled	Disbursed	Undisbursed	Disbursed
P114931	IDA-46740	Effective	USD	34.00	34.00	0.00	31.73	0.19	 99%
P114931	IDA-53600	Effective	USD	35.00	35.00	0.00	31.15	1.19	 96%
P114931	TF-10953	Closed	USD	13.27	13.27	0.00	13.27	0.00	 100%
P114931	TF-11435	Closed	USD	7.80	7.80	0.00	7.80	0.00	 100%
P124785	TF-99108	Closed	USD	50.00	50.00	0.00	50.00	0.00	 100%

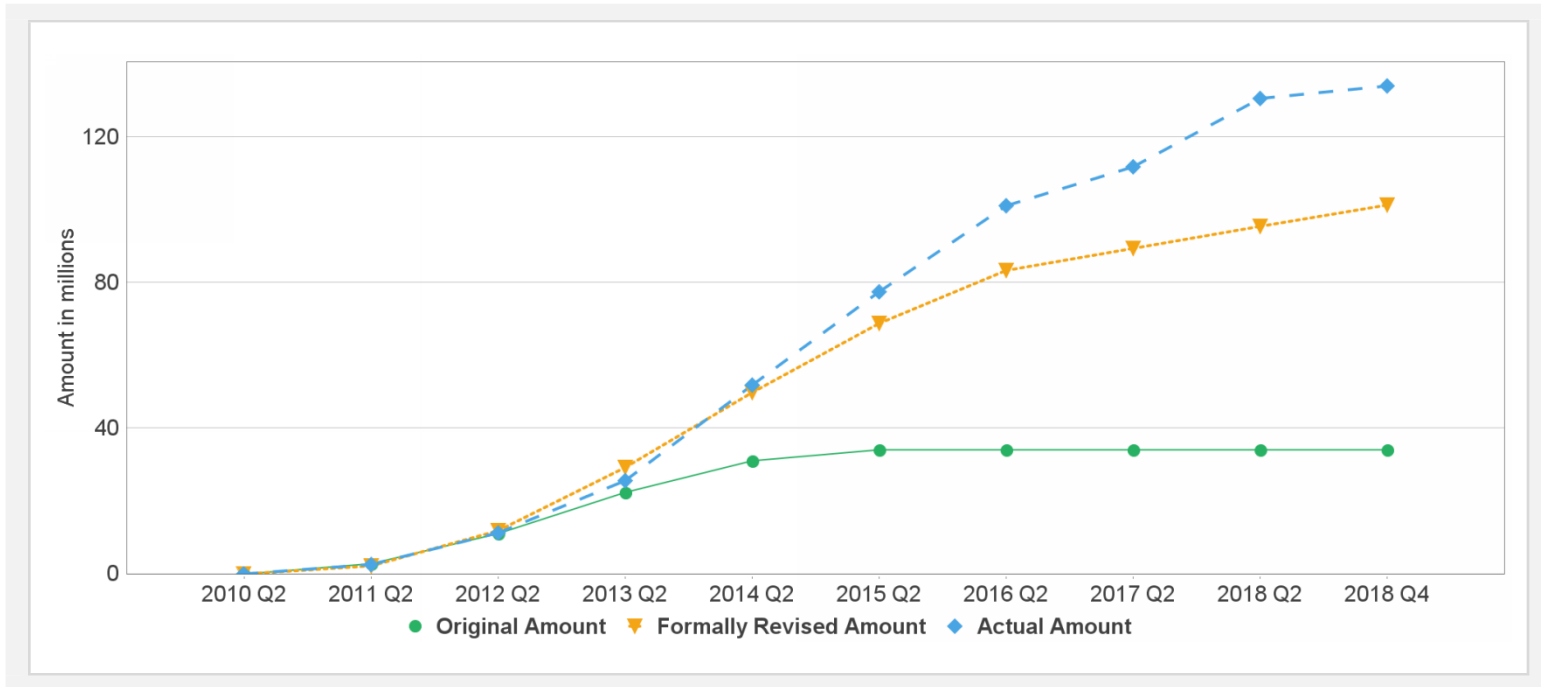
## Key Dates (by loan)

Project	Loan/Credit/TF	Status	Approval Date	Signing Date	Effectiveness Date	Orig. Closing Date	Rev. Closing Date
P114931	IDA-46740	Effective	22-Dec-2009	08-Feb-2010	02-Jun-2010	30-Jun-2014	29-Jun-2018
P114931	IDA-53600	Effective	19-Dec-2013	30-Dec-2013	28-Mar-2014	30-Jun-2017	29-Jun-2018



P114931	TF-10953	Closed	17-Jan-2012	17-Jan-2012	14-May-2012	30-Jun-2014	31-Dec-2015
P114931	TF-11435	Closed	17-Jan-2012	17-Jan-2012	14-May-2012	30-Jun-2014	30-Dec-2015
P124785	TF-99108	Closed	18-Apr-2011	18-Apr-2011	15-Jun-2011	31-Dec-2015	31-Dec-2015

## Cumulative Disbursements



## Restructuring History

Level 1 Approved on 31-Aug-2011 ,Level 2 Approved on 08-Nov-2013 ,Level 2 Approved on 29-Oct-2015 ,Level 2 Approved on 01-Jun-2017 ,Level 2 Approved on 30-Nov-2017

## Related Project(s)

P124785-Rwanda Land, husbandry water harvesting and hillside irrigation ,P147543-Land Husbandry, Water Harvesting and Hillside Irrigation AF