



NP Rural Water Supply and Sanitation Improvement Project (P143036)

SOUTH ASIA | Nepal | Water Global Practice |
IBRD/IDA | Specific Investment Loan | FY 2014 | Seq No: 7 | ARCHIVED on 09-May-2017 | ISR27759 |

Implementing Agencies:

Key Dates

Key Project Dates

Bank Approval Date:29-May-2014

Effectiveness Date:10-Nov-2014

Planned Mid Term Review Date:15-Dec-2017

Actual Mid-Term Review Date:--

Original Closing Date:30-Jun-2020

Revised Closing Date:30-Jun-2020

Project Development Objectives

Project Development Objective (from Project Appraisal Document)

The development objectives of the project are to: (i) Increase sustainable access to improved water services and promote improved sanitation and hygiene practices in rural areas; and (ii) Develop and implement a long-term support mechanism to promote the sustainability of water supply schemes in selected districts.

Has the Project Development Objective been changed since Board Approval of the Project Objective?

No

Components

Name

Component 1 – Access to Improved Water Supplies and Promote Improved Hygiene Practices:(Cost \$73.20 M)

Component 2 – District Level Institutional Strengthening:(Cost \$9.60 M)

Component 3 – Technical Assistance/Capacity Building and Project Management:(Cost \$7.20 M)

Component 4: Contingency Emergency Response

Overall Ratings

Name	Previous Rating	Current Rating
Progress towards achievement of PDO	● Moderately Satisfactory	● Moderately Satisfactory
Overall Implementation Progress (IP)	● Moderately Unsatisfactory	● Moderately Satisfactory
Overall Risk Rating	● Substantial	● Substantial



Implementation Status and Key Decisions

There has been good progress on the pace of implementation under the project. The implementing agencies have improved their performance and have expedited the project activities. Disbursement rate increased from 23% in November 2016 to 36.3% as of April 7, 2017. With major procurement activities well under way in component 2, actual implementation on the ground is expected to start in July 2017 and disbursement will reach to 18% for component 2 by end of FY 17. Under component 1, contracts for implementation of 557 schemes will be signed with 106 Support Organizations (SOs) by June 2017. This will increase the disbursement rate to 48% by June 2017. The physical progress on the ground is also in line with this improvement in disbursement. The project implementing agencies- the Project Management Unit at Ministry of Water Supply and Sanitation (MoWSS_PMU) and the Fund Board need to continue the current implementation pace and improve in the coming months in order to keep the project on track to achieve its development objectives within the project period.

Risks

Systematic Operations Risk-rating Tool

Risk Category	Rating at Approval	Previous Rating	Current Rating
Political and Governance	--	● Substantial	● Substantial
Macroeconomic	--	● Substantial	● Substantial
Sector Strategies and Policies	--	● Moderate	● Moderate
Technical Design of Project or Program	--	● Moderate	● Moderate
Institutional Capacity for Implementation and Sustainability	--	● Substantial	● Substantial
Fiduciary	--	● Substantial	● Substantial
Environment and Social	--	● Moderate	● Moderate
Stakeholders	--	● Moderate	● Moderate
Other	--	--	--
Overall	--	● Substantial	● Substantial

Results

Project Development Objective Indicators

► Number of people in rural areas provided with access to Improved Water Sources under the project (Number, Custom)

	Baseline	Actual (Previous)	Actual (Current)	End Target
Value	0.00	264,953.00	302,667.00	1,502,000.00



Date	16-Jul-2014	07-Nov-2016	17-Apr-2017	30-Jun-2020
------	-------------	-------------	-------------	-------------

► Number of VDCs declared ODF by the Districts. (Number, Custom)

	Baseline	Actual (Previous)	Actual (Current)	End Target
Value	0.00	0.00	25.00	400.00
Date	16-Jul-2014	07-Nov-2016	17-Apr-2017	30-Jun-2020

► Number of schemes visited by the backstopping facility at the District level; of which (percentage of schemes non-functioning). (Number, Custom)

	Baseline	Actual (Previous)	Actual (Current)	End Target
Value	0.00	0.00	0.00	3,300.00
Date	16-Jul-2014	07-Nov-2016	17-Apr-2017	30-Jun-2020

Overall Comments

There has been progress in the PDO level indicators related to Component 1. When the Batch X activities are completed, which are currently underway, the PDO indicators 1 & 2 will meet the year 3 targets. There is no progress on Indicator 3, as the District Support Organization for Sustainability (D-SOS) will be hired only by June 2017. However, the Project Management Unit has started providing training to the Water User Committees and the initial activities are underway with support from the Project Support Team.

Intermediate Results Indicators

► Improved community water points constructed or rehabilitated under the project (Number, Custom)

	Baseline	Actual (Previous)	Actual (Current)	End Target
Value	0.00	7,665.00	8,523.00	37,400.00
Date	16-Jul-2014	07-Nov-2016	17-Apr-2017	30-Jun-2020



► Households provided with improved and rehabilitated latrines in the earthquake affected districts. (Number, Custom)

	Baseline	Actual (Previous)	Actual (Current)	End Target
Value	0.00	0.00	0.00	22,000.00
Date	31-Jul-2015	29-Jul-2016	17-Apr-2017	31-Mar-2017

► People provided with improved water supply through rehabilitation of schemes in earthquake affects districts (Number, Custom)

	Baseline	Actual (Previous)	Actual (Current)	End Target
Value	0.00	0.00	0.00	220,000.00
Date	31-Jul-2015	07-Nov-2016	17-Apr-2017	31-Mar-2017

► Number of water supply schemes completed and in operation; of which (Jagaran Committee established). (Number, Custom)

	Baseline	Actual (Previous)	Actual (Current)	End Target
Value	0.00	294.00	333.00	1,874.00
Date	16-Jul-2014	07-Nov-2016	17-Apr-2017	30-Jun-2020

► Number of WSUCs formed; (those with at least 3 women members). (Number, Custom)

	Baseline	Actual (Previous)	Actual (Current)	End Target
Value	0.00	424.00	424.00	1,874.00
Date	16-Jul-2014	07-Nov-2016	17-Apr-2017	30-Jun-2020



► Improved latrines constructed under the project (Number, Custom)

	Baseline	Actual (Previous)	Actual (Current)	End Target
Value	0.00	96.00	100.00	1,200.00
Date	16-Jul-2014	07-Nov-2016	17-Apr-2017	30-Jun-2020

► People trained to improve hygiene behavior/sanitation practices under the proj (Number, Custom)

	Baseline	Actual (Previous)	Actual (Current)	End Target
Value	0.00	264,953.00	420,158.00	2,400,000.00
Date	16-Jul-2014	07-Nov-2016	17-Apr-2017	30-Jun-2020

▾ People trained to improve hygiene behavior/sanitation practices - female (Number, Custom Breakdown)

	Baseline	Actual (Previous)	Actual (Current)	End Target
Value	0.00	129,830.00	205,877.00	1,200,000.00
Date	16-Jul-2014	07-Nov-2016	17-Apr-2017	30-Jun-2020

► People trained on improved hygiene behavior, and sanitation practices - Students (Number, Custom Breakdown)

	Baseline	Actual (Previous)	Actual (Current)	End Target
Value	0.00	15,900.00	25,209.00	1,000,000.00
Date	16-Jul-2014	07-Nov-2016	17-Apr-2017	30-Jun-2020



► Water and Sanitation units ((DWASH Unit) formally established under the DDC with defined functions. (Number, Custom)

	Baseline	Actual (Previous)	Actual (Current)	End Target
Value	0.00	5.00	5.00	5.00
Date	16-Jul-2014	07-Nov-2016	17-Apr-2017	30-Jun-2020

► District level M&E system established. (Number, Custom)

	Baseline	Actual (Previous)	Actual (Current)	End Target
Value	0.00	0.00	0.00	5.00
Date	16-Jul-2014	07-Nov-2016	17-Apr-2017	30-Jun-2020



► Annual report prepared by DWASH Unit capturing results of M&E plans for subsequent year, and sections on scheme performance & sustainability. (Number, Custom)

	Baseline	Actual (Previous)	Actual (Current)	End Target
Value	0.00	0.00	0.00	5.00
Date	16-Jul-2014	07-Nov-2016	17-Apr-2017	30-Jun-2020

Overall Comments

Data on Financial Performance

Disbursements (by loan)

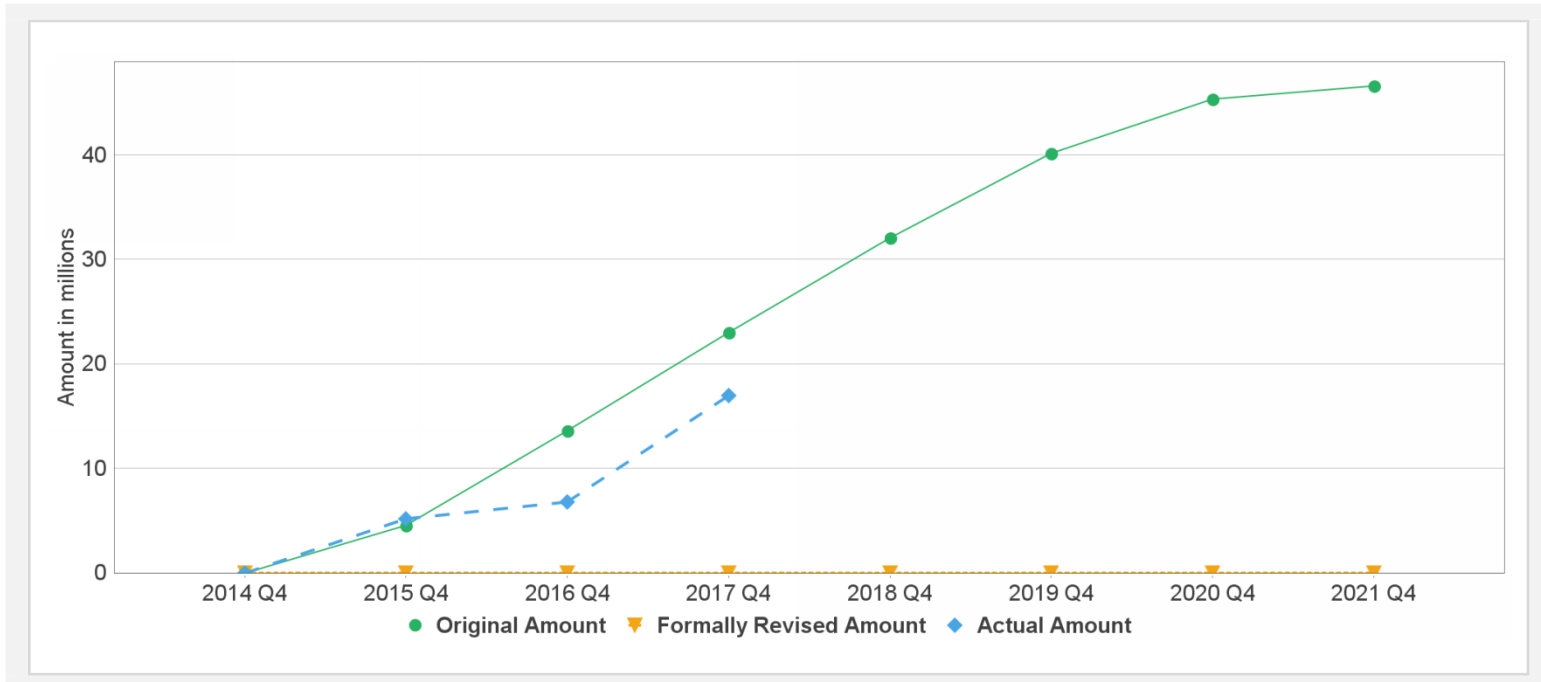
Project	Loan/Credit/TF	Status	Currency	Original	Revised	Cancelled	Disbursed	Undisbursed	Disbursed
P143036	IDA-54460	Effective	XDR	32.40	32.40	0.00	11.62	20.78	 36%
P143036	IDA-H9450	Effective	XDR	14.30	14.30	0.00	5.34	8.96	 37%



Key Dates (by loan)

Project	Loan/Credit/TF	Status	Approval Date	Signing Date	Effectiveness Date	Orig. Closing Date	Rev. Closing Date
P143036	IDA-54460	Effective	29-May-2014	11-Jul-2014	10-Nov-2014	30-Jun-2020	30-Jun-2020
P143036	IDA-H9450	Effective	29-May-2014	11-Jul-2014	10-Nov-2014	30-Jun-2020	30-Jun-2020

Cumulative Disbursements



Restructuring History

Level 2 Approved on 13-Aug-2015 ,Level 2 Approved on 18-May-2016

Related Project(s)

There are no related projects.