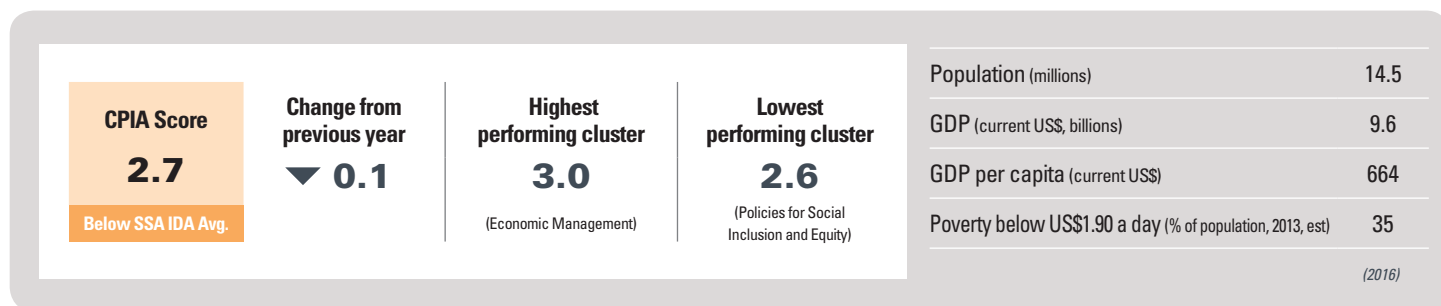


## Quick Facts



## Country Policy and Institutional Assessment 2016

| Indicator   | Chad       | SSA IDA Average |
|---|------------|-----------------|
| <b>Economic Management</b>  | <b>3.0</b> | <b>3.2</b>      |
| Monetary and Exchange Rate Policy                                 | 3.0        | 3.3             |
| Fiscal Policy   | 3.0        | 3.0             |
| Debt Policy   | 3.0        | 3.2             |
| <b>Structural Policies</b>  | <b>2.7</b> | <b>3.2</b>      |
| Trade   | 3.0        | 3.6             |
| Financial Sector  | 2.5        | 2.8             |
| Business Regulatory Environment                                   | 2.5        | 3.1             |
| <b>Policies for Social Inclusion and Equity</b>                   | <b>2.6</b> | <b>3.2</b>      |
| Gender Equality   | 2.5        | 3.2             |
| Equity of Public Resource Use                                     | 2.5        | 3.3             |
| Building Human Resources  | 2.5        | 3.6             |
| Social Protection and Labor                                       | 3.0        | 3.0             |
| Policies and Institutions for Environmental Sustainability        | 2.5        | 3.2             |
| <b>Public Sector Management and Institutions</b>                  | <b>2.7</b> | <b>3.0</b>      |
| Property Rights and Rule-Based Governance                         | 2.5        | 2.8             |
| Quality of Budgetary and Financial Management                     | 3.0        | 3.1             |
| Efficiency of Revenue Mobilization                                | 3.0        | 3.4             |
| Quality of Public Administration                                  | 2.5        | 2.9             |
| Transparency, Accountability, and Corruption in the Public Sector | 2.5        | 2.7             |
| <b>Overall CPIA Score</b>   | <b>2.7</b> | <b>3.1</b>      |

### Definitions:

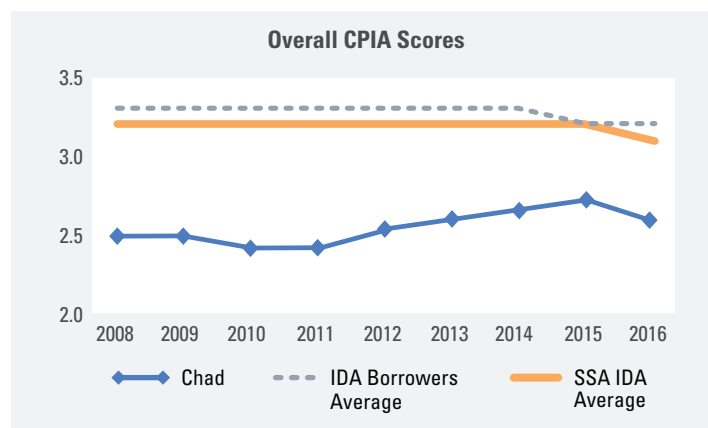
- CPIA: Country Policy and Institutional Assessment
- IDA: International Development Association, the arm of the World Bank Group that provides credits to the poorest countries
- SSA: Sub-Saharan Africa
- Poverty is based on PovcalNet poverty data as of June 2017
- The cutoff date for the World Development Indicators database is July 2017

### Average scores for comparisons refer to country groupings as follows:

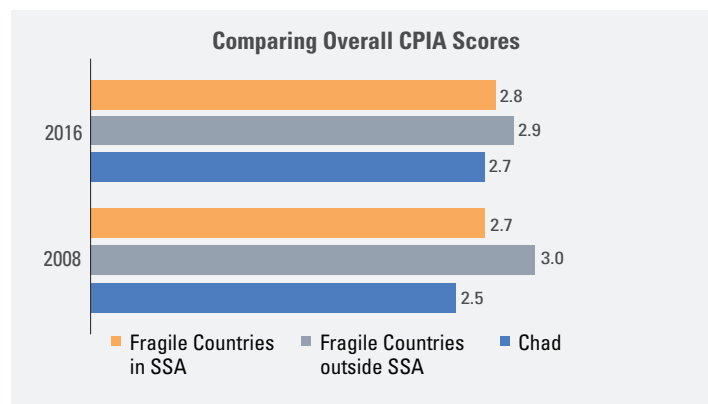
- **IDA Borrowing Countries:** 73 countries eligible for IDA credits and with CPIA scores in 2016
- **SSA IDA Countries:** 38 SSA IDA countries that had CPIA scores in 2016
- **Fragile Countries in SSA:** 18 countries with CPIA scores included in the World Bank's Harmonized Fragile List for fiscal year 2018
- **Non-Fragile Countries in SSA:** 20 IDA-eligible countries (excluding fragile countries)
- **Fragile Countries outside SSA:** 12 countries with CPIA scores included in the World Bank's Harmonized Fragile List for fiscal year 2018
- **Non-Fragile Countries outside SSA:** 23 IDA-eligible countries outside Sub-Saharan Africa (excluding fragile countries)

**NOTES:** The CPIA consists of 16 criteria grouped in four equally weighted clusters: Economic Management, Structural Policies, Policies for Social Inclusion and Equity, and Public Sector Management and Institutions. For each of the 16 criteria, countries are rated on a scale of 1 (low) to 6 (high). The scores depend on the level of performance in a given year assessed against the criteria, rather than on changes in performance compared with the previous year. The ratings depend on actual policies and performance, rather than on promises or intentions. The ratings reflect a variety of indicators, observations, and judgments originated in the World Bank or elsewhere. For details, see: [www.worldbank.org/africa/CPIA](http://www.worldbank.org/africa/CPIA).

## Trend



## Comparison



## Progress

