

47143

# Doing Business

## in Landlocked Economies 2009

COMPARING REGULATION IN 38 ECONOMIES

Public Disclosure Authorized

Public Disclosure Authorized

Public Disclosure Authorized

Public Disclosure Authorized



# Doing Business

in Landlocked  
Economies  
2009

COMPARING REGULATION IN 38 ECONOMIES

© 2008 The International Bank for Reconstruction and Development / The World Bank  
1818 H Street NW  
Washington, DC 20433  
Telephone 202-473-1000  
Internet [www.worldbank.org](http://www.worldbank.org)  
E-mail [feedback@worldbank.org](mailto:feedback@worldbank.org)

All rights reserved.

1 2 3 4 08 07 06 05

A publication of the World Bank and the International Finance Corporation.

---

This volume is a product of the staff of the World Bank Group. The findings, interpretations and conclusions expressed in this volume do not necessarily reflect the views of the Executive Directors of the World Bank or the governments they represent. The World Bank does not guarantee the accuracy of the data included in this work.

### **Rights and Permissions**

The material in this publication is copyrighted. Copying and/or transmitting portions or all of this work without permission may be a violation of applicable law. The World Bank encourages dissemination of its work and will normally grant permission to reproduce portions of the work promptly.

For permission to photocopy or reprint any part of this work, please send a request with complete information to the Copyright Clearance Center, Inc., 222 Rosewood Drive, Danvers, MA 01923, USA; telephone 978-750-8400; fax 978-750-4470; Internet: [www.copyright.com](http://www.copyright.com).

All other queries on rights and licenses, including subsidiary rights, should be addressed to the Office of the Publisher, The World Bank, 1818 H Street NW, Washington, DC 20433, USA; fax: 202-522-2422; e-mail: [pubrights@worldbank.org](mailto:pubrights@worldbank.org).

Copies of *Doing Business 2009*, *Doing Business 2008*, *Doing Business 2007: How to Reform*, *Doing Business in 2006: Creating Jobs*, *Doing Business in 2005: Removing Obstacles to Growth* and *Doing Business in 2004: Understanding Regulations* may be purchased at [www.doingbusiness.org](http://www.doingbusiness.org).

# Contents

Overview	1
Doing Business topics	11
Ease of doing business	23
Indicator tables	26
Country tables	33
Acknowledgments	71

*Doing Business in Landlocked Economies 2009* draws on the data of the global *Doing Business* project as well as the findings of *Doing Business 2009*, the sixth in a series of annual reports published by the World Bank and International Finance Corporation. *Doing Business* analyzes government regulations that enhance business activity and those that constrain it in 181 economies, including 38 landlocked economies: Afghanistan, Armenia, Austria, Azerbaijan, Belarus, Bhutan, Bolivia, Botswana, Burkina Faso, Burundi, the Central African Republic, Chad, the Czech Republic, Ethiopia, Hungary, Kazakhstan, the Kyrgyz Republic, Lao PDR, Lesotho, Luxembourg, the former Yugoslav Republic of Macedonia, Malawi, Mali, Moldova, Mongolia, Nepal, Niger, Paraguay, Rwanda, Serbia, Slovakia, Swaziland, Switzerland, Tajikistan, Uganda, Uzbekistan, Zambia and Zimbabwe. Data are current as of June 1, 2008.

Regulations affecting 10 areas of everyday business are measured: starting a business, dealing with construction permits, employing workers, registering property, getting credit, protecting investors, paying taxes, trading across borders, enforcing contracts and closing a business. The indicators are used to analyze economic outcomes and identify what reforms have worked, where and why. Comparisons with other economies in this report are based on the indicators in *Doing Business 2009*. Other areas important to business—such as a country's proximity to large markets, the quality of infrastructure services (other than services related to trading across borders), the security of property from theft and looting, the transparency of government procurement, macroeconomic conditions or the underlying strength of institutions—are not studied directly by *Doing Business*.

## Current features

News on the *Doing Business* project  
<http://www.doingbusiness.org>

## Rankings

How economies rank—from 1 to 181  
<http://www.doingbusiness.org/economyrankings>

## Reformers

Short summaries of DB2009 reforms, lists of reformers since DB2004 and a ranking simulation tool  
<http://www.doingbusiness.org/reformers>

## Data time series

Customized data sets since DB2004  
<http://www.doingbusiness.org/customquery>

## Methodology and research

The methodologies and research papers underlying *Doing Business*  
<http://www.doingbusiness.org/MethodologySurveys>

## Blog

Online journal focusing on business regulation reform  
<http://blog.doingbusiness.org>

## Downloads

*Doing Business* reports as well as subnational, country and regional reports and case studies  
<http://www.doingbusiness.org/downloads>

## Subnational projects

Differences in business regulations at the subnational level  
<http://www.doingbusiness.org/subnational>

## Law library

Online collection of business laws and regulations  
<http://www.doingbusiness.org/lawlibrary>

## Local partners

More than 6,700 specialists in 181 economies who participate in *Doing Business*  
<http://www.doingbusiness.org/LocalPartners>

## Reformers' Club

Celebrating the top 10 *Doing Business* reformers  
<http://www.reformersclub.org>

## Business Planet

Interactive map on the ease of doing business  
<http://www.doingbusiness.org/map>

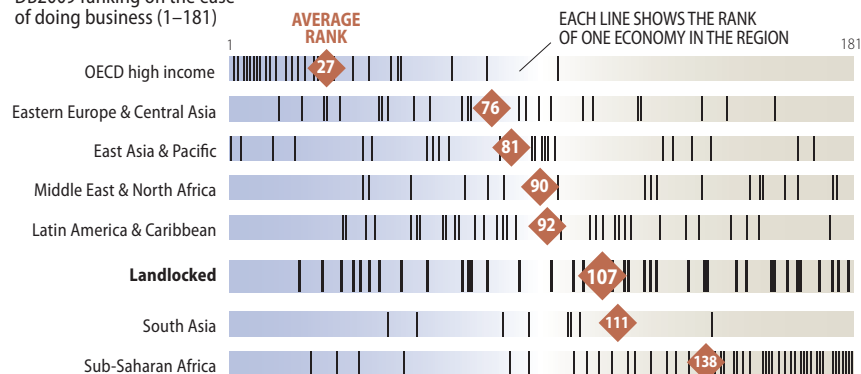


# Overview

FIGURE 1.1

## Where do landlocked economies rank on business-friendly regulations?

DB2009 ranking on the ease of doing business (1–181)



Source: *Doing Business* database.

For an entrepreneur opening a new business in Lao PDR, completing the procedures for start-up would take more than 100 days. In the former Yugoslav Republic of Macedonia it would take only 9. For a company to comply with all tax requirements in Armenia would require 50 separate payments and 958 administrative hours a year. Doing the same in Botswana would take only 19 payments and 140 hours. And while exporting a 20-foot container of textiles would require 13 documents in the Kyrgyz Republic, 4 documents would suffice in the Czech Republic.

As landlocked economies, all these countries face special challenges in competing globally—with trade involving greater distances and greater obstacles due to border crossings. But in many landlocked economies the challenges of geography are compounded by a bureaucratic business environment (figure 1.1). For these countries, improving business regulation offers an opportunity to strengthen their global competitiveness. And unlike the constraints of geography, the quality of their business regulatory environment is within their control.

### WHY DOING BUSINESS?

A fundamental premise of the *Doing Business* project is that economic activity requires good rules. Where regulation is burdensome, success in business depends more on whom you know than on

what you can do. Burdensome regulation prevents potential entrepreneurs with innovative ideas from entering business, thus limiting competition and keeping resources from being put to their best use. And it keeps existing entrepreneurs in the informal sector, denying them access to credit and hindering their ability to expand. But where regulation is transparent, efficient and implemented in a simple way, it becomes easier for aspiring entrepreneurs, regardless of their connections, to operate within the rule of law and to benefit from the opportunities and protections that the law provides.

### THE EFFECTS OF GOOD RULES—AND BAD

Good regulation is important for attracting foreign direct investment, boosting trade and enhancing economic growth. Indeed, among landlocked economies, those with a better business environment trade more than those with a weaker one (figure 1.2). The effects of burdensome trade regulation are obvious: it leads to delays in trading, and delays in trading undermine a country's global competitiveness. A recent study of 126 economies calculates the loss from export delays at around 1% of trade for each extra day. For perishable agricultural products the cost is nearly 3% of the volume of trade for each day's delay.<sup>1</sup>

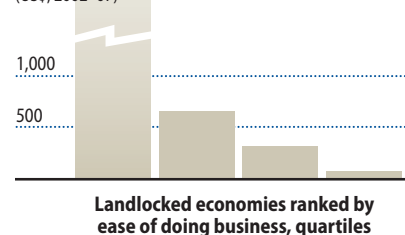
A second study shows that countries that have a better business regulatory environment benefit more from opening

up their economy than do countries with more burdensome regulation.<sup>2</sup> Indeed, economies with burdensome regulation could increase their economic growth by up to 2.3% if they improved their business regulation to the level in economies with the most business-friendly regulation.<sup>3</sup>

### WHAT REGULATIONS ARE CAPTURED BY DOING BUSINESS?

The *Doing Business* project investigates regulations relevant to small to medium-size businesses throughout their life cycle. It provides quantitative data that measure regulation in 10 areas of business activity: starting a business, dealing with construction permits, employing workers, registering property, getting credit, protecting investors, paying taxes, trading across borders, enforcing contracts and closing a business. *Doing Business* does not, however, measure all aspects of the business environment that matter

FIGURE 1.2  
Landlocked economies with a better business environment export more  
Average annual merchandise exports per capita (US\$, 2002–07)



Source: *Doing Business* database; World Bank, World Development Indicators database.

to firms or investors—or all factors that affect competitiveness. It does not, for example, measure security, macroeconomic stability, corruption, labor skills or the strength of institutions.

**BUSINESS REGULATIONS IN LANDLOCKED ECONOMIES**

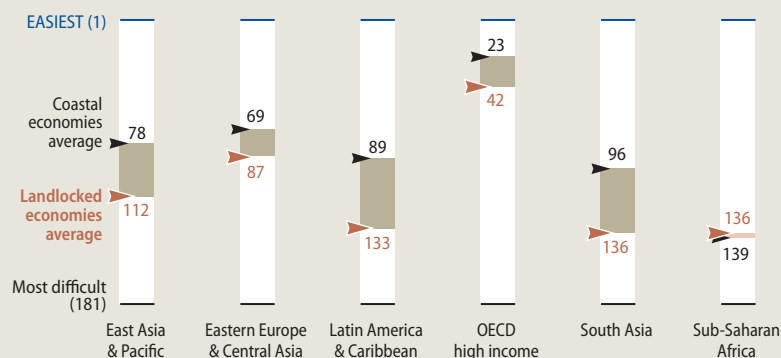
Landlocked economies as a group have a business regulatory environment, as measured by *Doing Business*, that is less conducive to private sector activity than that in other economies. When the 181 economies included in *Doing Business* are ranked on the overall ease of doing business, the average ranking for landlocked economies is 107. And within each region landlocked economies rank lower on average than do other economies. The exception is Africa, thanks to the relatively high ranking of Botswana (figure 1.3).

Among landlocked economies, high-income OECD economies have the most business-friendly regulatory environment, followed by those in Eastern Europe and Central Asia. Landlocked economies in Africa and South Asia have the most challenging regulatory environments. Indeed, of the 10 most difficult places in the world to carry out business, a disproportionate number are landlocked economies in Africa: the Central African Republic, Burundi, Chad and Niger (table 1.2).

Compared with coastal economies, landlocked economies perform worse in 7 of the 10 areas considered by *Doing Business*: starting a business, dealing with construction permits, getting credit, protecting investors, paying taxes, trading across borders and closing a business. These areas require policy attention to help create a regulatory environment that supports entrepreneurial activity.

Landlocked economies can learn from one another. Many, particularly in Central Asia, are reforming to make their regulatory environment more conducive to private-sector-led growth. Indeed, the top *Doing Business* reformer in 2007/08 was a landlocked economy—Azerbaijan, with reforms in 7 of the 10 areas considered by *Doing Business* (figure 1.4).

FIGURE 1.3  
**Landlocked economies rank lower on the ease of doing business in every region except Sub-Saharan Africa ...**



**... and lower on 7 of 10 *Doing Business* topics**

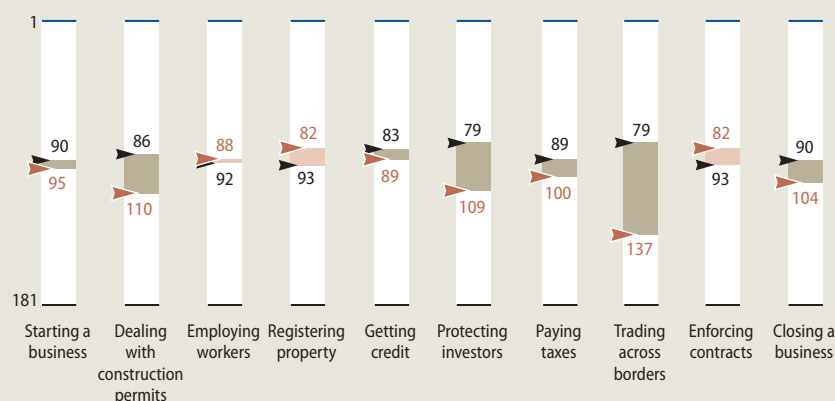


TABLE 1.1  
**LANDLOCKED ECONOMIES**

East Asia & Pacific	Eastern Europe & Central Asia	Latin America & Caribbean	OECD high income	South Asia	Sub-Saharan Africa
Lao PDR	Armenia	Bolivia	Austria	Afghanistan	Botswana
Mongolia	Azerbaijan	Paraguay	Czech Republic	Bhutan	Burkina Faso
	Belarus		Hungary	Nepal	Burundi
	Kazakhstan		Luxembourg		Central African Republic
	Kyrgyz Republic		Slovakia		Chad
	Macedonia, former Yugoslav Republic of		Switzerland		Ethiopia
	Moldova				Lesotho
	Serbia				Malawi
	Tajikistan				Mali
	Uzbekistan				Niger
					Rwanda
					Swaziland
					Uganda
					Zambia
					Zimbabwe

TABLE 1.2

**Rankings on the ease of doing business**

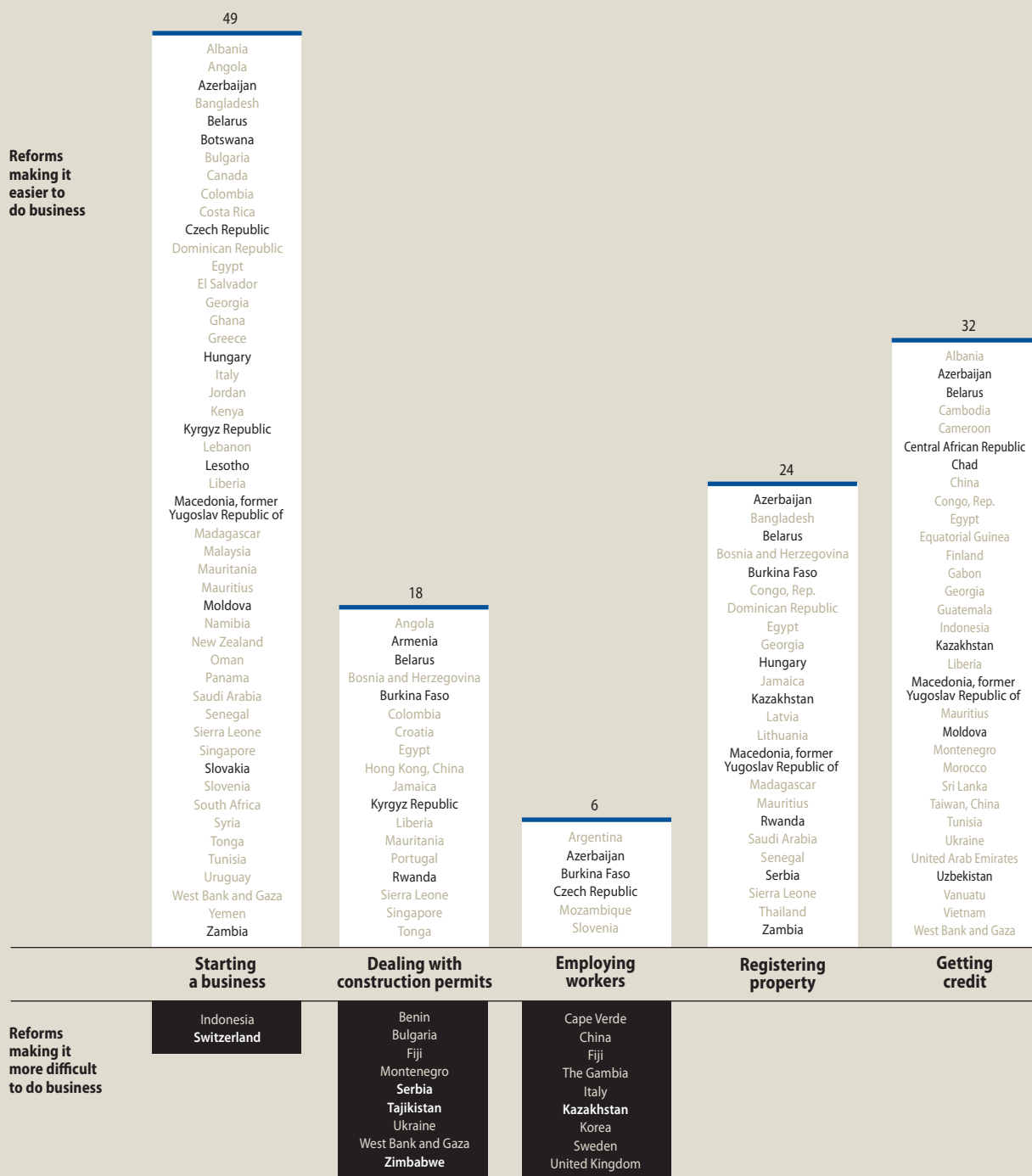
LL RANK	2009 RANK	ECONOMY	LL RANK	2009 RANK	ECONOMY	LL RANK	2009 RANK	ECONOMY
	1	Singapore		62	Peru		122	India
	2	New Zealand		63	Jamaica	23	123	Lesotho
	3	United States		64	Samoa	24	124	Bhutan
	4	Hong Kong, China		65	Italy		125	Brazil
	5	Denmark		66	St. Vincent and the Grenadines		126	Micronesia
	6	United Kingdom		67	St. Kitts and Nevis		127	Tanzania
	7	Ireland	10	68	Kyrgyz Republic		128	Morocco
	8	Canada		69	Maldives		129	Indonesia
	9	Australia	11	70	Kazakhstan		130	Gambia, The
	10	Norway	12	71	Macedonia, former Yugoslav Republic of		131	West Bank and Gaza
	11	Iceland		72	El Salvador		132	Algeria
	12	Japan		73	Tunisia		133	Honduras
	13	Thailand		74	Dominica	25	134	Malawi
	14	Finland		75	Czech Republic		135	Cambodia
	15	Georgia	13	76	Poland		136	Ecuador
	16	Saudi Arabia		77	Pakistan		137	Syria
	17	Sweden		78	Belize	26	138	Uzbekistan
	18	Bahrain		79	Kiribati	27	139	Rwanda
	19	Belgium		80	Trinidad and Tobago		140	Philippines
	20	Malaysia		81	Panama		141	Mozambique
1	21	Switzerland		82	Kenya		142	Iran
	22	Estonia		83	China		143	Cape Verde
	23	Korea		84	Grenada		144	Madagascar
	24	Mauritius		85	Belarus		145	Ukraine
	25	Germany	14	86	Albania		146	Suriname
	26	Netherlands		87	Ghana		147	Sudan
2	27	Austria		88	Brunei	28	148	Burkina Faso
	28	Lithuania		89	Solomon Islands		149	Senegal
	29	Latvia		90	Montenegro	29	150	Bolivia
	30	Israel		91	Palau		151	Gabon
	31	France		92	Vietnam		152	Iraq
	32	South Africa		93	Marshall Islands		153	Djibouti
3	33	Azerbaijan	15	94	Serbia		154	Haiti
	34	St. Lucia		95	Papua New Guinea		155	Comoros
	35	Puerto Rico		96	Greece		156	Sierra Leone
4	36	Slovakia		97	Dominican Republic		157	Liberia
	37	Qatar		98	Yemen	30	158	Zimbabwe
5	38	Botswana		99	Lebanon	31	159	Tajikistan
	39	Fiji	16	100	Zambia		160	Mauritania
	40	Chile		101	Jordan		161	Côte d'Ivoire
6	41	Hungary		102	Sri Lanka	32	162	Afghanistan
	42	Antigua and Barbuda		103	Moldova		163	Togo
	43	Tonga	17	104	Seychelles		164	Cameroon
7	44	Armenia		105	Guyana	33	165	Lao PDR
	45	Bulgaria		106	Croatia	34	166	Mali
	46	United Arab Emirates		107	Nicaragua		167	Equatorial Guinea
	47	Romania		108	Swaziland		168	Angola
	48	Portugal	18	109	Uruguay		169	Benin
	49	Spain		110	Bangladesh		170	Timor-Leste
8	50	Luxembourg		111	Uganda		171	Guinea
	51	Namibia	19	112	Guatemala	35	172	Niger
	52	Kuwait		113	Argentina		173	Eritrea
	53	Colombia		114	Egypt		174	Venezuela
	54	Slovenia		115	Paraguay	36	175	Chad
	55	Bahamas, The		116	Ethiopia		176	São Tomé and Príncipe
	56	Mexico	20	117	Costa Rica		177	Burundi
	57	Oman	21	118	Nigeria	37	178	Congo, Rep.
9	58	Mongolia		119	Bosnia and Herzegovina		179	Guinea-Bissau
	59	Turkey		120	Russian Federation	38	180	Central African Republic
	60	Vanuatu		121	Nepal		181	Congo, Dem. Rep.
	61	Taiwan, China	22	121	Nepal			

Note: The rankings for all economies are benchmarked to June 2008. Rankings on the ease of doing business are the average of the economy's rankings on the 10 topics covered in *Doing Business 2009*.

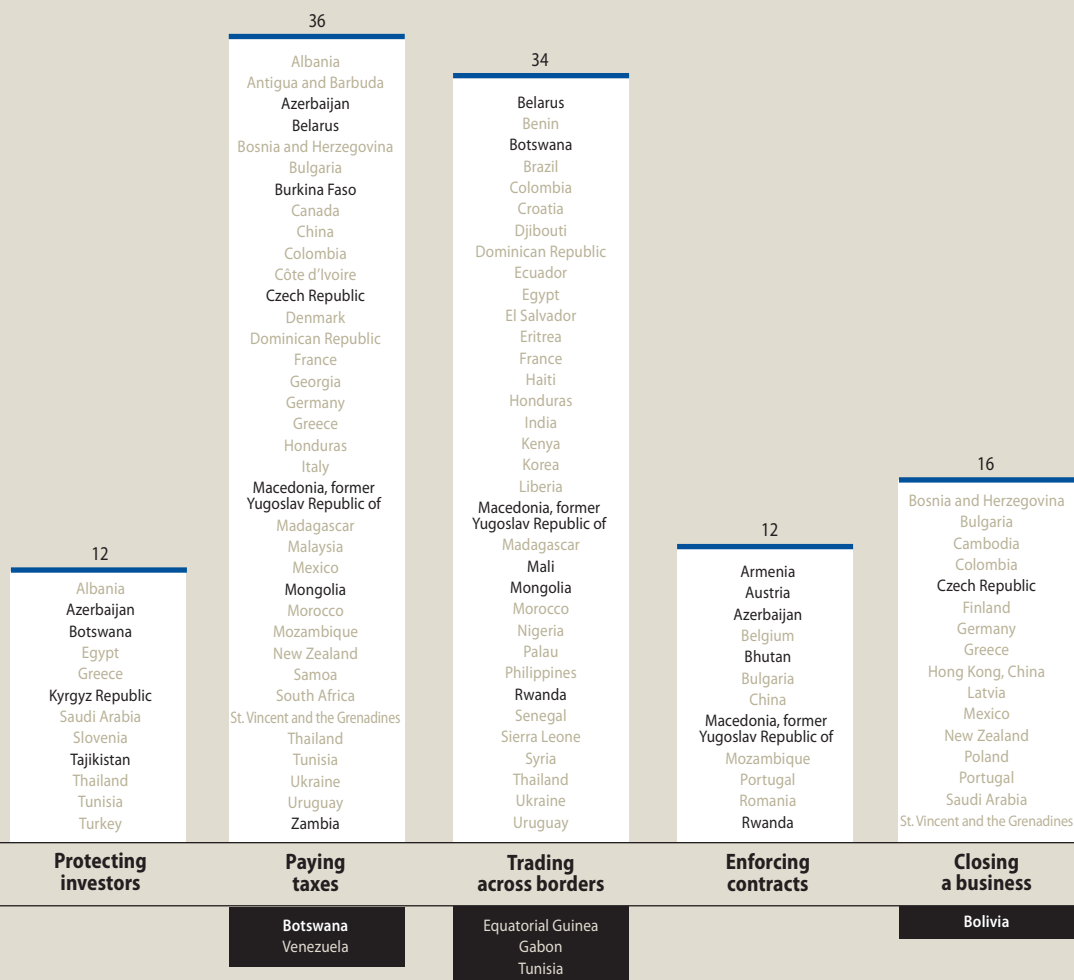
Source: *Doing Business* database.



FIGURE 1.4  
**239 reforms in 2007/08 made it easier to do business—26 made it more difficult**



Source: Doing Business database.



**Protecting investors**

**Paying taxes**

**Trading across borders**

**Enforcing contracts**

**Closing a business**

Botswana  
Venezuela

Equatorial Guinea  
Gabon  
Tunisia

Bolivia

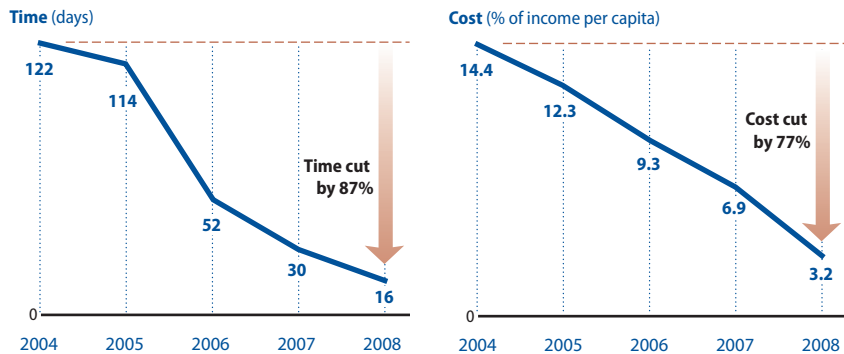
## STARTING A BUSINESS

Formal incorporation of companies has several benefits, including access to services and institutions ranging from courts to commercial banks. Many economies have sought to simplify registration formalities by eliminating redundant procedures, creating one-stop shops or introducing or improving online registration procedures (figure 1.5).

Several landlocked economies were among those making it easier for entrepreneurs to start a business in 2007/08. The Kyrgyz Republic created a one-stop shop merging 4 procedures into 1 and eliminating 2 others. The former Yugoslav Republic of Macedonia simplified the documentation requirements for registering a business. Azerbaijan started several years ago. In 2005 it introduced a silence-is-consent rule for tax registration. A year later it further tightened the time limit for business registration. In 2007 it abolished the need for a company seal and set up a one-stop shop. Starting a business used to take 122 days. Now it takes 16 (figure 1.6).

All these reforms reduce the bureaucratic burden of starting a business. Such measures encourage the creation of new companies and are correlated with higher productivity among existing firms. A recent study finds that reducing

FIGURE 1.6  
**Starting a business in Azerbaijan gets faster and cheaper**  
Time and cost to start a business



Source: Doing Business database.

entry costs by 80% of income per capita increases total factor productivity by an estimated 22% and output per worker by 29%.<sup>4</sup>

But many landlocked economies make starting and legally operating a business so cumbersome that entrepreneurs opt out and stay in the informal sector. In Lao PDR, for example, it takes an entrepreneur 103 days to formally open a business. In neighboring Vietnam it takes 50 days, and in Thailand even fewer. The delays in Lao PDR can be attributed to time-consuming and expensive procedures involving multiple agencies. Lao manufacturers must obtain an operating license as part of the business start-up process. That takes some 30 days. Companies also have to obtain a company seal. This seal has to be designed by the Ministry of Industry and Commerce, and before it can be carved and registered, a permit must be obtained from the Ministry of Public Security. This unnecessarily adds another 45 days to the start-up process.

## DEALING WITH CONSTRUCTION PERMITS

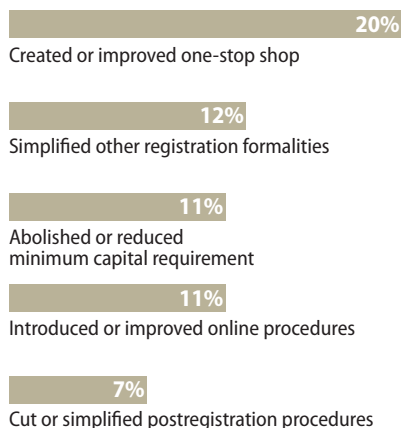
Good building regulations ensure the safety standards that protect the public while making the permitting process efficient and affordable, thereby supporting the construction industry and the jobs it can create. But in many landlocked economies cumbersome procedures in-

troduce delays and increase costs for businesses. Where compliance costs are high, builders may pay bribes to pass inspections or simply build illegally—leading to hazardous construction.

In landlocked economies it takes an average of 267 days to go through all the procedures to legally build a simple warehouse—50 days more than in coastal economies. In Nepal, for example, it takes a month to obtain a location permit and approval of designs, and another month to submit the title certificate for approval. Then the builder has to wait another 10 months to get a telephone connection. In Almaty, Kazakhstan, builders suffer the burden of overregulation. Undertaking the construction of a warehouse requires

FIGURE 1.5  
**Top 5 reform features in starting a business**

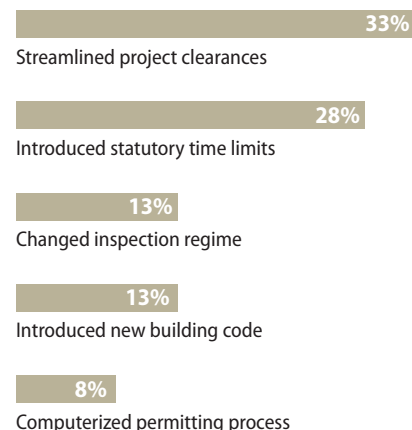
Reforms including feature since DB2005 (%)



Note: A reform may include several reform features.  
Source: Doing Business database.

FIGURE 1.7  
**Top 5 reform features in dealing with construction permits**

Reforms including feature since DB2006 (%)

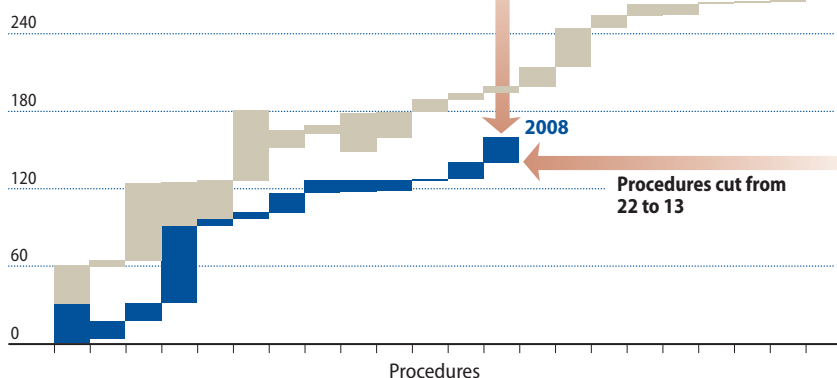


Note: A reform may include several reform features.  
Source: Doing Business database.

FIGURE 1.8

**The Kyrgyz Republic speeds construction permits**

Time for dealing with construction permits (days)



Source: Doing Business database.

navigating a labyrinth of 38 procedures and 18 agencies—and spending 231 days in the process.

The Kyrgyz Republic was the world’s top reformer in dealing with construction permits in 2007/08. Regulations left over from Soviet times had required builders to obtain separate preapprovals from each utility authority. Now a one-stop shop issues all approvals, including construction permits (figure 1.8). Another big change: a presidential decree eliminated the location permit, which had required the signature of Bishkek’s mayor and took 60 days to obtain.

**GETTING CREDIT**

Where collateral laws are effective and credit registries are present, banks are more likely to extend loans. Research shows, for example, that introducing a credit registry is associated with an increase of 4.2 percentage points in firms’ reliance on credit.<sup>5</sup> This is in part because it can increase the repayment rate—by up to 80%. Small firms stand to benefit the most in greater access to credit.<sup>6</sup>

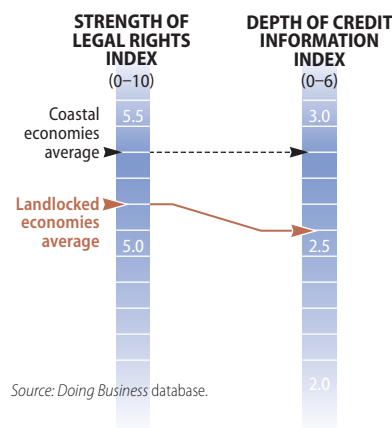
In many landlocked economies collateral and bankruptcy laws provide only weak legal rights for borrowers and lenders, limiting the ability of banks to lend to businesses (figure 1.9). Secured transactions laws often do not allow revolving movable assets—such as accounts receivable and inventories—to be used as collateral. And such laws often do not

permit the use of a general description of debt or of current and future assets. Bhutan, Bolivia, Burundi and Rwanda have some of the weakest legal rights for borrowers and lenders. Botswana, Lesotho, Moldova, Serbia and Slovakia have some of the strongest.

Credit bureaus are lacking in 1 of every 3 landlocked economies. Where they do exist, the coverage of borrowers is low. In Ethiopia only 0.1% of the adult population is covered. Moreover, many credit bureaus in landlocked economies collect limited information, undercutting their ability to support lending by banks. For example, they may distribute positive information, such as loan amounts and on-time payment patterns—but not negative information, such as late payments and defaults. They may collect and distribute data from financial institutions

FIGURE 1.9

**Getting credit is more difficult in landlocked economies**

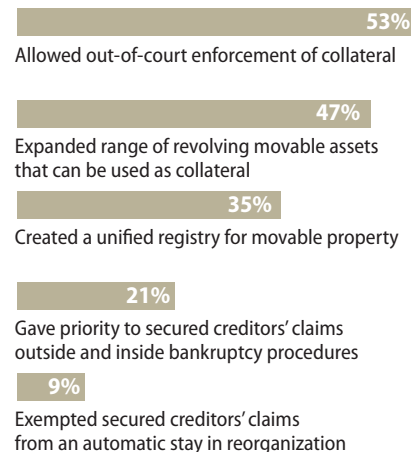


Source: Doing Business database.

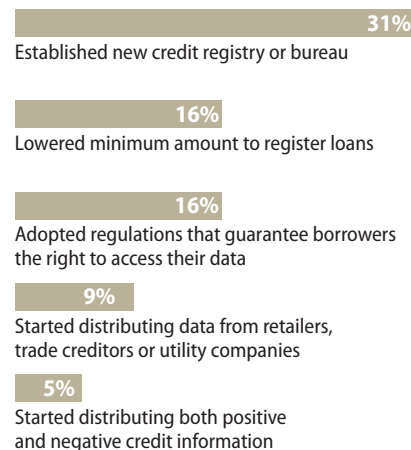
FIGURE 1.10

**Top 5 reform features in legal rights ...**

Reforms including feature since DB2006 (%)



**... and in credit information**



Note: A reform may include several reform features.  
Source: Doing Business database.

but not from such institutions as utilities. And many set a minimum threshold for loans below which no information is collected.

But some landlocked economies are reforming. Azerbaijan eliminated its minimum loan cutoff of \$1,000—and saw coverage by its credit registry double. The regional public credit registry of the Central African Monetary Union made information accessible to banks online. That has led to exponential growth in coverage in Chad as well as Cameroon, the Republic of Congo and Gabon.

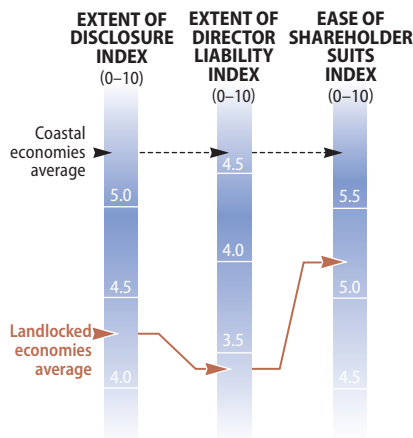
**PROTECTING INVESTORS**

Companies grow by raising capital—either through a bank loan or by attracting equity investors. Selling shares allows companies to expand without the need to provide collateral and repay bank loans. But investors worry about getting their money back—and look for laws that protect them. Without investor protections, equity markets fail to develop and banks become the only source of finance. The result: businesses fail to reach efficient size for lack of financing, and economic growth is held back.

Many landlocked economies provide only weak protections for minority shareholders (figure 1.12). Laws often lack disclosure and approval requirements for related-party transactions sufficient to protect the interests of minority shareholders—or fail to provide sufficient rights for these shareholders to hold directors accountable when such transactions harm the company. In Lao PDR, for example, it would be legally sufficient for the chief executive officer or managing director alone to approve a related-party transaction. And there is no need to disclose the conflict of interest to the board or in the annual report.

But many landlocked economies, particularly in Central Asia, strengthened protections for minority shareholders in 2007/08. Tajikistan adopted a new joint stock companies act that requires

FIGURE 1.12  
**Weaker protections for investors in landlocked economies**



Source: Doing Business database.

shareholder approval of transactions between interested parties. The law also requires interested parties to immediately disclose conflicts of interest to the board of directors. Azerbaijan passed a new law requiring shareholder approval for transactions exceeding 5% of company assets. The law also permits minority shareholders to request compensation for damages to the company resulting from related-party transactions. In the Kyrgyz Republic shareholders can now sue in their own name directors whose actions damage the company. Botswana's new companies act also makes this possible. When directors are held liable, they have to both cover damages and pay back all profits made.

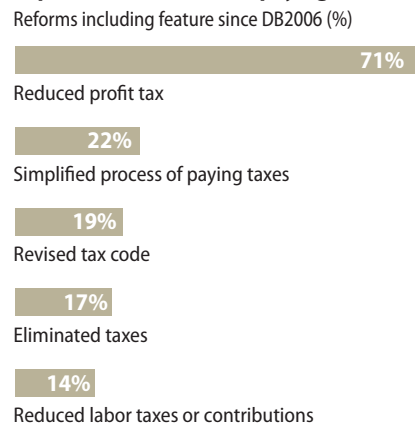
Reforms like these increase investor confidence. A recent study finds that the presence of legal and regulatory protections for investors explains up to 73% of the decision to invest. In contrast, company characteristics explain only 4–22%.<sup>7</sup>

**PAYING TAXES**

Where taxes are high and commensurate gains seem low, many businesses simply choose to stay informal. A recent study finds that higher tax rates are associated with less private investment, fewer formal businesses per capita and lower rates of business entry.<sup>8</sup>

In landlocked economies the total

FIGURE 1.13  
**Top 5 reform features in paying taxes**

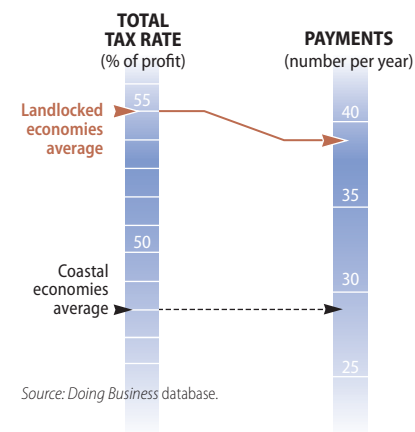


Note: A reform may include several reform features. Source: Doing Business database.

tax rate faced by businesses averages 55% of commercial profit; in coastal economies, 48%. Moreover, it is not only the total tax rate that is high; so is the administrative burden of paying taxes. Businesses in landlocked economies must make 10 more payments a year on average than their peers in coastal economies (figure 1.14). In Bolivia businesses face a total tax rate of 78% and must spend 1,080 hours a year to comply with tax regulations. In Burundi the total tax rate is 279%. In the Central African Republic it is 204%.


Some landlocked economies made it easier to pay taxes in 2007/08. Burkina Faso reduced the corporate tax rate from 35% to 30%. Azerbaijan made it simpler to file and pay taxes by introducing electronic systems and online payments.

FIGURE 1.14  
**A bigger tax burden in landlocked economies**



Source: Doing Business database.

FIGURE 1.11  
**Top 4 reform features in protecting investors**



Note: A reform may include several reform features. Source: Doing Business database.

Countries that make it easier to pay taxes and contributions see benefits beyond the immediate ones for firms. They also have higher rates of workforce participation, and lower rates of unemployment, among women.<sup>9</sup>

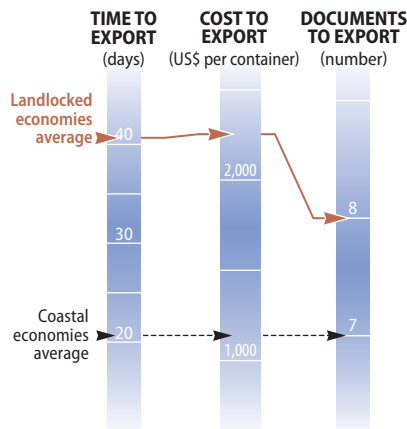
### TRADING ACROSS BORDERS

Cumbersome export and import procedures delay trade, reducing a country's competitiveness and the ability of domestic firms to engage in international trade. One study finds that each extra signature an exporter has to collect reduces trade by 4.2%. For high-end exports the reduction is nearly 5%.<sup>10</sup>

Long delays and high costs constrain participation in global trade for many landlocked economies (figure 1.16). In Chad exporting a standard container load can cost more than \$5,000 and take up to 78 days, compared with \$995 and 27 days in Cameroon. Though the high costs can be attributed in part to geography, human-caused delays and costs at borders also contribute.

Recognizing such obstacles, some landlocked economies undertook reforms to facilitate trade in 2007/08. Mali signed a border cooperation agreement with Senegal, harmonizing trade documents between the 2 countries. The number of checkpoints between Dakar

FIGURE 1.16  
**Longer delays, higher costs for exporters in landlocked economies**



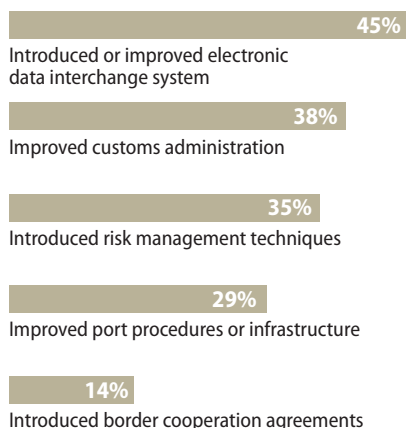
Source: Doing Business database.

and Bamako dropped from 25 to 4. Trips that used to take 7–10 days now take only 1 or 2. Botswana is benefiting from greater cooperation with South Africa at the Tlokweng-Kopfontein border crossing. Rwanda extended the closing time for its customs posts at the border from 6:00 p.m. to 10:00 p.m. Introduction of a risk management system and automatic clearance of goods at border posts in Rwanda is also helping to improve the trade environment. Despite such reforms, trade continues to be hindered at borders in several countries in Africa and Central Asia.

### CLOSING A BUSINESS

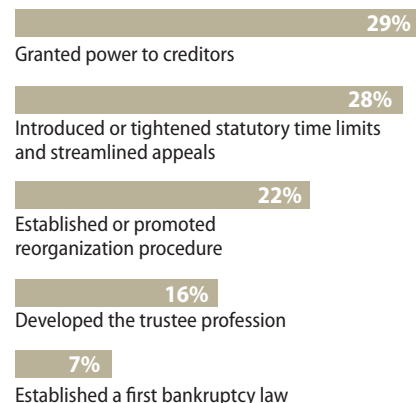
Efficient bankruptcy regulations improve access to credit. Where insolvency laws are most effective, creditors are more likely to lend—because they are confident that they will be able to collect on loans. But where bankruptcy laws are weak, as they tend to be in landlocked economies, creditors find it difficult to recover loans (figure 1.18). The recovery rate averages 24.6 cents on the dollar in landlocked economies, 32.7 cents in coastal economies. The Kyrgyz Republic, the former Yugoslav Republic of Macedonia, Malawi and Niger all have recovery rates of less than 17 cents on the dollar. Botswana's recovery rate is 60.3 cents on the dollar.

FIGURE 1.15  
**Top 5 reform features in trading across borders**  
Reforms including feature since DB2006 (%)



Note: A reform may include several reform features. Source: Doing Business database.

FIGURE 1.17  
**Top 5 reform features in closing a business**  
Reforms including feature since DB2005 (%)

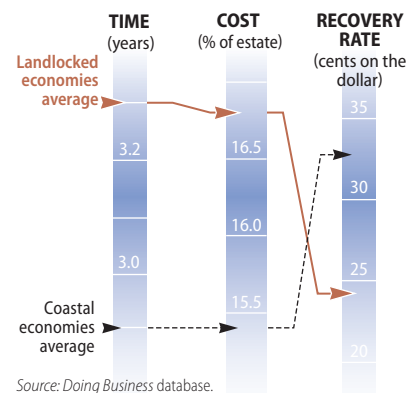


Note: A reform may include several reform features. Source: Doing Business database.

The Czech Republic is one of the few landlocked economies that reformed in the area of closing a business in 2007/08. Its Insolvency Act took effect on January 1, 2008. The law introduced reorganization as the preferred method for resolving insolvency, granted priority rights to secured creditors, established an electronic insolvency register and set new qualification standards for trustees.

Bolivia made going through bankruptcy more complex, by suspending applications for voluntary restructuring. The only option now is a bankruptcy procedure that typically takes years.

FIGURE 1.18  
**Closing a business takes longer, costs more in landlocked economies**



Source: Doing Business database.

## NOTES

1. Djankov, Freund and Pham (forthcoming).
2. Freund and Bolaky (2008).
3. Djankov, McLiesh and Ramalho (2006).
4. Barseghyan (2008).
5. Brown, Jappelli and Pagano (2008).
6. Brown and Zehnder (2007).
7. Doidge, Karolyi and Stulz (2007).
8. Djankov and others (2008).
9. Alesina and Ichino (2007) and Azmat, Guell and Manning (2006).
10. Sadikov (2007).

## REFERENCES

- Alesina, Alberto, and Andrea Ichino. 2007. "Gender-Based Taxation." Department of Economics, Harvard University, Cambridge, MA.
- Azmat, Ghazala, Maia Guell and Alan Manning. 2006. "Gender Gaps in Unemployment Rates in OECD Countries." *Journal of Labor Economics* 24 (1): 1–38.
- Barseghyan, Levon. 2008. "Entry Costs and Cross-Country Differences in Productivity and Output." *Journal of Economic Growth* 13 (2): 145–67.
- Brown, Martin, and Christian Zehnder. 2007. "Credit Registries, Relationship Banking, and Loan Repayment." *Journal of Money, Credit and Banking* 39 (8): 1883–918.
- Brown, Martin, Tullio Jappelli and Marco Pagano. 2008. "Information Sharing and Credit: Firm-Level Evidence from Transition Countries." Finance Working Paper 201, European Corporate Governance Institute, Brussels.
- Djankov, Simeon, Caroline Freund and Cong Pham. Forthcoming. "Trading on Time." *Review of Economics and Statistics*.
- Djankov, Simeon, Caralee McLiesh and Rita Ramalho. 2006. "Regulation and Growth." *Economics Letters* 92 (3): 395–401.
- Djankov, Simeon, Darshini Manraj, Caralee McLiesh and Rita Ramalho. 2005. "Doing Business Indicators: Why Aggregate, and How to Do It." World Bank, Washington, DC. [http://www.doingbusiness.org/documents/how\\_to\\_aggregate.pdf](http://www.doingbusiness.org/documents/how_to_aggregate.pdf).
- Djankov, Simeon, Tim Ganser, Caralee McLiesh, Rita Ramalho and Andrei Shleifer. 2008. *The Effect of Corporate Taxes on Investment and Entrepreneurship*. NBER Working Paper 13756. Cambridge, MA: National Bureau of Economic Research.
- Doidge, Craig, Andrew Karolyi and René M. Stulz. 2007. "Why Do Countries Matter So Much for Corporate Governance?" *Journal of Financial Economics* 86 (1): 1–39.
- Freund, Caroline, and Bineswaree Bolaky. 2008. "Trade, Regulation, and Income." *Journal of Development Economics* 87 (2): 309–21.
- Sadikov, Azim. 2007. "Border and Behind-the-Border Trade Barriers and Country Exports." IMF Working Paper 7/292, International Monetary Fund, Washington, DC.

# Doing Business topics



## STARTING A BUSINESS

When entrepreneurs draw up a business plan and try to get under way, the first hurdles they face are the procedures required to incorporate and register the new firm before they can legally operate. Economies differ greatly in how they regulate the entry of new businesses. In some the process is straightforward and affordable. In others the procedures are so burdensome that entrepreneurs may have to bribe officials to speed the process or may decide to run their business informally.

The data on starting a business are based on a survey and research investigating the procedures that a standard small to medium-size company needs to complete to start operations legally.<sup>1</sup> These include obtaining all necessary permits and licenses and completing all required inscriptions, verifications and notifications with authorities to enable the company to formally operate. The time and cost required to complete each procedure under normal circumstances are calculated, as well as the minimum capital that must be paid in. It is assumed that all information is readily available to the entrepreneur, that there has been no prior contact with officials and that all government and nongovernment entities involved in the process function without corruption.

To make the data comparable across economies, detailed assumptions about

TABLE 2.1

### Where is it easy to start a business—and where not?

Easiest (LL RANK 1–5)	GLOBAL RANK	Most difficult (LL RANK 34–38)	GLOBAL RANK
Macedonia, former Yugoslav Republic of	12	Mali	162
Azerbaijan	13	Zimbabwe	164
Afghanistan	22	Bolivia	165
Hungary	27	Tajikistan	168
Kyrgyz Republic	31	Chad	180

Note: Rankings are the average of the economy rankings on the procedures, time, cost and paid-in minimum capital for starting a business.

Source: *Doing Business* database.

the type of business are used. Among these assumptions are the following: the business is a limited liability company conducting general commercial activities in the largest business city; it is 100% domestically owned, with a start-up capital of 10 times income per capita, a turnover of at least 100 times income per capita and between 10 and 50 employees; and it does not qualify for any special benefits, nor does it own real estate. Procedures are recorded only where interaction is required with an external party. It is assumed that the founders complete all procedures themselves unless professional services (such as by a notary or lawyer) are required by law. Voluntary procedures are not counted, nor are industry-specific requirements and utility hook-ups. Lawful shortcuts are counted.

Cumbersome entry procedures are associated with more corruption, particularly in developing economies. Each procedure is a point of contact, a potential opportunity to extract a bribe. Analysis shows that burdensome entry regulations do not increase the quality of products, make work safer or reduce pollution. Instead, they constrain private investment; push more people into the informal economy; increase consumer prices and fuel corruption.

TABLE 2.2

### Who regulates business start-up the least—and who the most?

Procedures (number)			
Fewest	Most		
Afghanistan	4	Swaziland	13
Hungary	4	Tajikistan	13
Kyrgyz Republic	4	Bolivia	15
Burkina Faso	5	Uganda	18
Azerbaijan	6	Chad	19

#### Time (days)

Fastest	Slowest		
Hungary	5	Swaziland	61
Afghanistan	9	Chad	75
Macedonia, former Yugoslav Republic of	9	Botswana	78
Mongolia	13	Zimbabwe	96
Rwanda	14	Lao PDR	103

#### Cost (% of income per capita)

Least	Most		
Switzerland	2.1	Niger	170.1
Botswana	2.3	Chad	175.0
Azerbaijan	3.2	Burundi	215.0
Slovakia	3.3	Central African Republic	232.3
Armenia	3.6	Zimbabwe	432.7

#### Paid-in minimum capital

Least	% of income per capita	US\$
Afghanistan	0	0
Azerbaijan	0	0
Bhutan	0	0
Botswana	0	0
Burundi	0	0

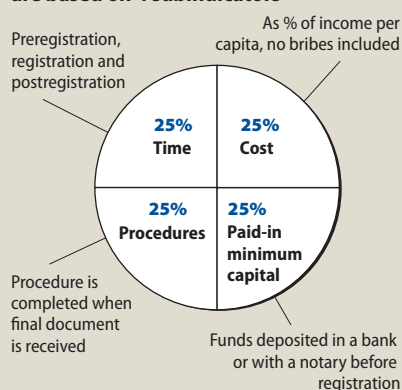
Most	% of income per capita	US\$
Mali	390	1,952
Burkina Faso	459	1,973
Central African Republic	514	1,953
Ethiopia	694	1,526
Niger	702	1,966

Note: Twelve landlocked economies have no paid-in minimum capital requirement.

Source: *Doing Business* database.

FIGURE 2.1

### Rankings on starting a business are based on 4 subindicators



## DEALING WITH CONSTRUCTION PERMITS

Once entrepreneurs have registered a business, what regulations do they face in operating it? To measure such regulation, *Doing Business* focuses on the construction sector. Construction companies are under constant pressure from government to comply with inspections, with licensing and safety regulations, from customers to be quick and cost-effective. These conflicting pressures point to the tradeoff in building regulation; the tradeoff between protecting people (construction workers, tenants, passersby) and keeping the cost of building affordable.

In many economies, especially poor ones, complying with building regulations is so costly in time and money that many builders opt out. Builders may pay bribes to pass inspections or simply build illegally, leading to hazardous construction. In other economies compliance is simple, straightforward and inexpensive, yielding better results.

The indicators on dealing with construction permits record all procedures officially required for an entrepreneur in the construction industry to build a warehouse. These include submitting project documents (building plans, site maps) to the authorities, obtaining all necessary licenses and permits, completing all required notifications and receiving all necessary inspections. They also include procedures for obtaining utility con-

TABLE 2.3

### Where is dealing with construction permits easy—and where not?

Easiest (LL RANK 1–5)	GLOBAL RANK	Most difficult (LL RANK 34–38)	GLOBAL RANK
Swaziland	21	Serbia	171
Switzerland	32	Burundi	173
Luxembourg	40	Zimbabwe	174
Armenia	42	Kazakhstan	175
Austria	46	Tajikistan	178

Note: Rankings are the average of the economy rankings on the procedures, time and cost to comply with formalities to build a warehouse.

Source: *Doing Business* database.

nections, such as electricity, telephone, water and sewerage. The time and cost to complete each procedure under normal circumstances are calculated. All official fees associated with legally completing the procedures are included. Time is recorded in calendar days. The survey assumes that the entrepreneur is aware of all existing regulations and does not use an intermediary to complete the procedures unless required to do so by law.

To make the data comparable across economies, several assumptions about the business and its operations are used. The business is a small to medium-size limited liability company, located in the largest business city, domestically owned and operated, in the construction business, with 20 qualified employees. The warehouse to be built:

- Is a new construction (there was no previous construction on the land).
- Has complete architectural and technical plans prepared by a licensed architect.
- Will be connected to electricity, water, sewerage (sewage system, septic tank or their equivalent) and one land phone line. The connection to each utility network will be 32 feet, 10 inches (10 meters) long.

TABLE 2.4

### Who regulates construction permits the least—and who the most?

Procedures (number)			
Fewest		Most	
Chad	9	Azerbaijan	31
Ethiopia	12	Hungary	31
Austria	13	Tajikistan	32
Kyrgyz Republic	13	Czech Republic	36
Swaziland	13	Kazakhstan	38
Time (days)			
Fastest		Slowest	
Swaziland	93	Tajikistan	351
Armenia	116	Burundi	384
Ethiopia	128	Nepal	424
Uganda	143	Lesotho	601
Switzerland	154	Zimbabwe	1,426
Cost (% of income per capita)			
Least		Most	
Hungary	10.3	Serbia	2,178
Slovakia	13.1	Niger	2,694
Czech Republic	16.9	Burundi	8,516
Luxembourg	20.0	Afghanistan	14,919
Armenia	28.0	Zimbabwe	16,369

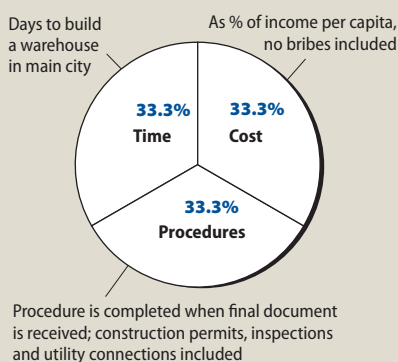
Source: *Doing Business* database.

- Will be used for general storage, such as of books or stationery. It will not be used for any goods requiring special conditions, such as food, chemicals or pharmaceuticals.
- Will take 30 weeks to construct (excluding all delays due to administrative and regulatory requirements).

Where the regulatory burden is large, entrepreneurs may tend to move their activity into the informal economy. There they operate with less concern for safety, leaving everyone worse off.

FIGURE 2.2

### Rankings on dealing with construction permits are based on 3 subindicators



## EMPLOYING WORKERS

Economies worldwide have established a system of laws and institutions intended to protect workers and guarantee a minimum standard of living for its population. This system generally encompasses 4 bodies of law: employment, industrial relations, social security and occupational health and safety laws. *Doing Business* examines government regulation in the area of employment.

Two measures are presented: a rigidity of employment index and a firing cost measure. The rigidity of employment index is the average of 3 subindices: difficulty of hiring, rigidity of hours and difficulty of firing. Each index takes values between 0 and 100, with higher values indicating more rigid regulation. The difficulty of hiring index measures the flexibility of contracts and the ratio of the minimum wage to the value added per worker. The rigidity of hours index covers restrictions on weekend and night work, requirements relating to working time and the workweek, and mandated days of annual leave with pay. The difficulty of firing index covers workers' legal protections against dismissal, including the grounds permitted for dismissal and procedures for dismissal (individual and collective): notification and approval requirements, retraining or reassignment obligations and priority rules for dismissals and reemployment.

The firing cost indicator measures

TABLE 2.5  
**Where is it easy to employ workers—and where not?**

Easiest (LL RANK 1–5)	GLOBAL RANK	Most difficult (LL RANK 34–38)	GLOBAL RANK
Uganda	11	Central African Republic	151
Bhutan	13	Niger	166
Azerbaijan	15	Luxembourg	167
Switzerland	19	Paraguay	177
Kazakhstan	29	Bolivia	180

Note: Rankings are the average of the economy rankings on the difficulty of hiring, rigidity of hours, difficulty of firing and firing cost indices.

Source: *Doing Business* database.

the cost of advance notice requirements, severance payments and penalties due when terminating a redundant worker, expressed in weeks of salary.

To make the data comparable across economies, a range of assumptions about the worker and the company are used. The company is assumed to be a limited liability manufacturing corporation that operates in the economy's largest business city, is 100% domestically owned and has 201 employees. The company is also assumed to be subject to collective bargaining agreements in economies where such agreements cover more than half the manufacturing sector and apply even to firms not party to them.

Employment regulations are needed to allow efficient contracting between employers and workers and to protect workers from discriminatory or unfair treatment by employers. In its indicators on employing workers, *Doing Business* measures flexibility in the regulation of hiring, working hours and dismissal in a manner consistent with the conventions of the International Labour Organization (ILO). An economy can have the most flexible labor regulations as measured by *Doing Business* while ratifying and complying with all conventions directly relevant to the factors measured by *Doing Business* and with the ILO core labor standards. No economy can achieve a better score by failing to comply with these conventions.

Governments all over the world face the challenge of finding the right balance between worker protection and

TABLE 2.6  
**Who makes employing workers easy—and who does not?**

Rigidity of employment index (0–100)			
Least		Most	
Azerbaijan	3	Paraguay	59
Uganda	3	Central African Republic	61
Bhutan	7		
Swaziland	13	Luxembourg	62
Switzerland	17	Niger	70
		Bolivia	79

### Firing cost (weeks of salary)

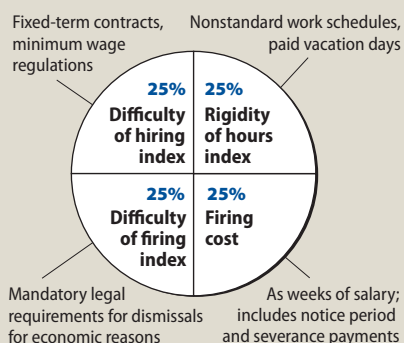
Least		Most	
Afghanistan	0	Nepal	90
Austria	2	Paraguay	113
Kazakhstan	9	Zambia	178
Mongolia	9	Zimbabwe	446
Bhutan	10	Bolivia	NOT POSSIBLE

Note: The rigidity of employment index is the average of the difficulty of hiring index, rigidity of hours index and difficulty of firing index.

Source: *Doing Business* database.

labor market flexibility. But in developing economies especially, regulators often err to one extreme, pushing employers and workers into the informal sector. Analysis across economies shows that while employment regulation generally increases the tenure and wages of incumbent workers, overly rigid regulations may have undesirable side effects. These include less job creation, smaller company size, less investment in research and development, and longer spells of unemployment and thus the obsolescence of skills, all of which may reduce productivity growth. When economies err on the side of excessive rigidity, it is to the detriment of businesses and workers alike.

FIGURE 2.3  
**Rankings on employing workers are based on 4 subindicators**



## REGISTERING PROPERTY

Formal property titles help promote the transfer of land, encourage investment and give entrepreneurs access to formal credit markets. But a large share of property in developing economies is not formally registered. Informal titles cannot be used as security in obtaining loans, which limits financing opportunities for businesses. Many governments have recognized this and started extensive property titling programs. But bringing assets into the formal sector is only part of the story. The more difficult and costly it is to formally transfer property, the greater the chances that formalized titles will quickly become informal again. Eliminating unnecessary obstacles to registering and transferring property is therefore important for economic development.

*Doing Business* records the full sequence of procedures necessary for a business (buyer) to purchase a property from another business (seller) and to transfer the property title to the buyer's name. The property of land and building will be transferred in its entirety. The transaction is considered complete when the buyer can use the property as collateral for a bank loan.

Local property lawyers and officials in property registries provide information on required procedures as well as the time and cost to complete each one. For most economies the data are based on responses from both. Based on the

TABLE 2.7

### Where is registering property easy—and where not?

Easiest (LL RANK 1–5)	GLOBAL RANK	Most difficult (LL RANK 34–38)	GLOBAL RANK
Armenia	5	Swaziland	153
Slovakia	7	Ethiopia	154
Azerbaijan	9	Lao PDR	159
Switzerland	13	Uganda	167
Belarus	14	Afghanistan	174

Note: Rankings are the average of the economy rankings on the procedures, time and cost to register property.  
Source: *Doing Business* database.

responses, 3 indicators are constructed.

- Number of procedures to register property.
- Time to register property (in calendar days).
- Official costs to register property (as a percentage of the property value).

Many titling programs in Africa were futile because people bought and sold property informally, neglecting to update the title records in the property registry. Why? *Doing Business* shows that completing a simple formal property transfer in the largest business city of an African economy costs 10% of the value of the property and takes on average 90 days. Worse, the property registries are so poorly organized that they provide little security of ownership.

Efficient property registration reduces transaction costs and helps to formalize property titles. Simple procedures to register property are also associated with greater perceived security of property rights and less corruption. That benefits all entrepreneurs, especially women, the young and the poor. The rich have few problems protecting their property rights. They can afford to invest in security systems and other measures to defend their property. But small entrepreneurs cannot. Reform can change this. Twenty-four economies made it easier to register property in 2007/08. The most popular reform: lowering the cost of registration by reducing the property transfer tax, registration fees or stamp duty.

TABLE 2.8

### Who regulates property registration the least—and who the most?

Procedures (number)			
Fewest		Most	
Armenia	3	Afghanistan	9
Austria	3	Swaziland	11
Nepal	3	Uzbekistan	12
Slovakia	3	Ethiopia	13
Azerbaijan	4	Uganda	13
Time (days)			
Fastest		Slowest	
Armenia	4	Lao PDR	135
Nepal	5	Burkina Faso	136
Kyrgyz Republic	8	Uganda	227
Azerbaijan	11	Afghanistan	250
Botswana	11	Rwanda	315
Cost (% of property value)			
Least		Most	
Bhutan	0.01	Niger	11.05
Belarus	0.04	Central African Republic	18.55
Slovakia	0.05	Mali	20.31
Kazakhstan	0.08	Chad	22.72
Armenia	0.29	Zimbabwe	25.01

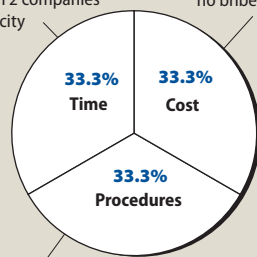
Source: *Doing Business* database.

FIGURE 2.4

### Rankings on registering property are based on 3 subindicators

Days to transfer property between 2 companies in main city

As % of property value, no bribes included



Steps for encumbrance checking, deed and title transfer until property can be sold again or used as collateral

## GETTING CREDIT

Firms consistently rate access to credit as among the greatest barriers to their operation and growth. *Doing Business* constructs 2 sets of indicators of how well credit markets function: one on credit registries and the other on legal rights of borrowers and lenders. Credit registries, institutions that collect and distribute credit information on borrowers, can greatly expand access to credit. By sharing credit information, they help lenders assess risk and allocate credit more efficiently. And they free entrepreneurs from having to rely on personal connections alone when trying to obtain credit. Three indicators are constructed to measure the sharing of credit information:

- Depth of credit information index, which measures the extent to which the rules of a credit information system facilitate lending based on the scope of information distributed, the ease of access to information and the quality of information.
- Public registry coverage, which reports the number of individuals and firms covered by a public credit registry as a percentage of the adult population.
- Private bureau coverage, which reports the number of individuals and firms covered by a private credit bureau as a percentage of the adult population.

The strength of legal rights index mea-

TABLE 2.9

## Where is getting credit easy—and where not?

Easiest (LL RANK 1–5)	GLOBAL RANK	Most difficult (LL RANK 34–38)	GLOBAL RANK
Austria	12	Lao PDR	145
Azerbaijan	12	Burundi	163
Slovakia	12	Bhutan	172
Switzerland	12	Tajikistan	172
Armenia	28	Afghanistan	178

Note: Rankings on the ease of getting credit are based on the sum of the strength of legal rights index and the depth of credit information index.

Source: *Doing Business* database.

sures the degree to which collateral and bankruptcy laws protect the rights of borrowers and lenders and thus facilitate lending. This year, 3 main changes were made. First, a standardized case scenario with specific assumptions was introduced to bring this indicator into line with other *Doing Business* indicators. Second, the indicator now focuses not on tangible movable collateral, such as equipment, but on revolving movable collateral, such as accounts receivable and inventory. Third, the indicator no longer considers whether management remains in place during a reorganization procedure, better accommodating economies that adopt reorganization procedures. The strength of legal rights index includes 8 aspects related to legal rights in collateral law and 2 aspects in bankruptcy law:

- Any business may use movable assets as collateral while keeping possession of the assets, and any financial institution may accept such assets as collateral.
- The law allows a business to grant a nonpossessory security right in a single category of revolving movable assets, without requiring a specific description of the secured assets.
- The law allows a business to grant a nonpossessory security right in substantially all of its assets, without requiring a specific description of the secured assets.
- A security right may extend to future or after-acquired assets and may extend automatically to the products, proceeds or replacements

TABLE 2.10

## Who has the most credit information and the most legal rights for borrowers and lenders—and who the least?

Legal rights for borrowers and lenders  
(strength of legal rights index, 0–10)

Most		Least	
Slovakia	9	Belarus	2
Zambia	9	Bhutan	2
Azerbaijan	8	Burundi	2
Moldova	8	Afghanistan	1
Switzerland	8	Bolivia	1

Borrowers covered by credit registries  
(% of adults)

Most		Least	
Serbia	91.9	Rwanda	0.30
Czech Republic	65.2	Burundi	0.26
Botswana	52.9	Nepal	0.24
Paraguay	48.6	Ethiopia	0.13
Swaziland	43.5	Zambia	0.05

Note: The rankings on borrower coverage reflected in the table include only landlocked economies with public or private credit registries (28 in total). Another 10 landlocked economies have no credit registry and therefore no coverage.

Source: *Doing Business* database.

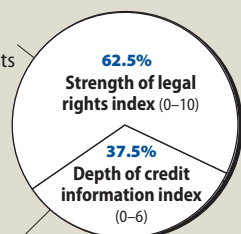
of the original assets.

- General description of debts and obligations is permitted in collateral agreements and in registration documents, so that all types of obligations and debts can be secured by stating a maximum rather than a specific amount between the parties.
- A collateral registry is in operation that is unified geographically and by asset type and that is indexed by the name of the grantor of a security right.
- Secured creditors are paid first when a debtor defaults outside an insolvency procedure or when a business is liquidated.
- Secured creditors are not subject to an automatic stay or moratorium on enforcement procedures when a debtor enters a court-supervised reorganization procedure.
- The law allows parties to agree in a collateral agreement that the lender may enforce its security right out of court.

FIGURE 2.5

## Rankings on getting credit are based on 2 subindicators

Regulations on nonpossessory security interests in movable property



Scope, quality and accessibility of credit information through public and private credit registries

Note: Private bureau coverage and public registry coverage do not count for the rankings.

## PROTECTING INVESTORS

Good protections for minority shareholders are associated with larger and more active stock markets. Thus both governments and businesses have an interest in reforms strengthening investor protections. To document some of the protections investors have, *Doing Business* measures how economies regulate a standard case of self-dealing, use of corporate assets for personal gain.

The case facts are straightforward. Mr. James, a director and the majority shareholder of a public company, proposes that the company purchase used trucks from another company he owns. The price is higher than the going price for used trucks. The transaction goes forward. All required approvals are obtained, and all required disclosures made, though the transaction is prejudicial to the purchasing company. Shareholders sue the interested parties and the members of the board of directors. Several questions arise. Who approves the transaction? What information must be disclosed? What company documents can investors access? What do minority shareholders have to prove to get the transaction stopped or to receive compensation from Mr. James? Three indices of investor protection are constructed based on the answers to these and other questions. All indices range from 0 to 10, with higher values indicating more protections or greater disclosure.

FIGURE 2.6

### Rankings on protecting investors are based on 3 subindicators

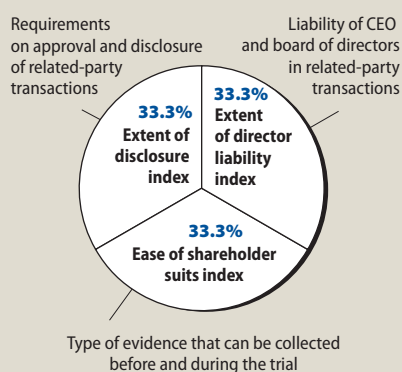


TABLE 2.11

### Where are investors protected—and where not?

Most protected (LL RANK 1–5)	GLOBAL RANK	Least protected (LL RANK 34–38)	GLOBAL RANK
Kyrgyz Republic	11	Switzerland	164
Azerbaijan	18	Rwanda	170
Mongolia	24	Swaziland	178
Botswana	38	Lao PDR	180
Kazakhstan	53	Afghanistan	181

Note: Rankings are based on the strength of investor protection index.

Source: *Doing Business* database.

- The extent of disclosure index covers approval procedures, requirements for immediate disclosure to the public and shareholders of proposed transactions, requirements for disclosure in periodic filings and reports and the availability of external review of transactions before they take place.
- The extent of director liability index covers the ability of investors to hold Mr. James and the board of directors liable for damages, the ability to rescind the transaction, the availability of fines and jail time associated with self-dealing, the availability of direct or derivative suits and the ability to require Mr. James to return his personal profits from the transaction.
- The ease of shareholder suits index covers the availability of documents that can be used during trial, the ability of the investor to examine the defendant and other witnesses, shareholders' access to internal documents of the company, the appointment of an inspector to investigate the transaction and the standard of proof applicable to a civil suit against the directors.

These 3 indices are averaged to create the strength of investor protection index. This index ranges from 0 to 10, with higher values indicating better investor protection.

TABLE 2.12

### Where are investor protections strong—and where not?

Extent of disclosure index (0–10)		
Most	Least	
Kyrgyz Republic	Bolivia	1
Zimbabwe	Afghanistan	0
Kazakhstan	Lao PDR	0
Moldova	Swaziland	0
Serbia	Switzerland	0

Extent of director liability index (0–10)		
Most	Least	
Botswana	Belarus	1
Mongolia	Burkina Faso	1
Malawi	Burundi	1
Uzbekistan	Central African Republic	1
Zambia	Afghanistan	0

Ease of shareholder suits index (0–10)		
Easiest	Most difficult	
Kazakhstan	Botswana	3
Kyrgyz Republic	Luxembourg	3
Nepal	Afghanistan	2
Czech Republic	Lao PDR	2
Lesotho	Rwanda	1

Source: *Doing Business* database.

## PAYING TAXES

Taxes are essential. Without them there would be no money to provide public amenities, infrastructure and services that are crucial for a properly functioning economy. But where the tax burden is large, small and medium-size companies in particular may opt out and choose to operate in the informal sector. One way to enhance tax compliance is to ease and simplify the process of paying taxes for such businesses.

The *Doing Business* tax survey records the effective tax that a medium-size company must pay and the administrative costs of doing so. Imagine a medium-size business, TaxpayerCo, that started operations last year. *Doing Business* asks tax practitioners in 181 economies to review TaxpayerCo’s financial statements and a standard list of transactions that the company completed during the year. Respondents are asked how much in taxes and mandatory contributions the business must pay and what the process is for doing so.

The business starts from the same financial position in each economy. All the taxes and mandatory contributions paid during the second year of operation are recorded. Taxes and mandatory contributions are measured at all levels of government and include corporate income tax, turnover tax, all labor taxes and contributions paid by the company (including mandatory contributions paid

TABLE 2.13  
**Where is it easy to pay taxes—and where not?**

Easiest (LL RANK 1–5)	GLOBAL RANK	Most difficult (LL RANK 34–38)	GLOBAL RANK
Luxembourg	14	Tajikistan	159
Botswana	17	Uzbekistan	162
Switzerland	19	Bolivia	176
Macedonia, former Yugoslav Republic of	27	Central African Republic	178
Ethiopia	37	Belarus	181

Note: Rankings are the average of the economy rankings on the number of payments, time and total tax rate.  
Source: *Doing Business* database.

to private pension or insurance funds), property tax, property transfer tax, dividend tax, capital gains tax, financial transactions tax, vehicle tax, sales tax and other small taxes (such as fuel tax, stamp duty and local taxes). A range of standard deductions and exemptions are also recorded. Three indicators are constructed:

- Number of tax payments, which takes into account the method of payment, the frequency of payments and the number of agencies involved in the standardized case study.
- Time, which measures the number of hours per year necessary to prepare and file tax returns and to pay the corporate income tax, value added tax, sales tax or goods and service tax and labor taxes and mandatory contributions.
- Total tax rate, which measures the amount of taxes and mandatory contributions payable by the company during the second year of operation. This amount, expressed as a percentage of commercial profit, is the sum of all the different taxes payable after accounting for various deductions and exemptions.

Businesses care about what they get for their taxes and contributions, such as the quality of infrastructure and social services. Efficient tax systems tend to have less complex tax arrangements, consisting of straightforward compliance procedures and clear laws. Taxpayers

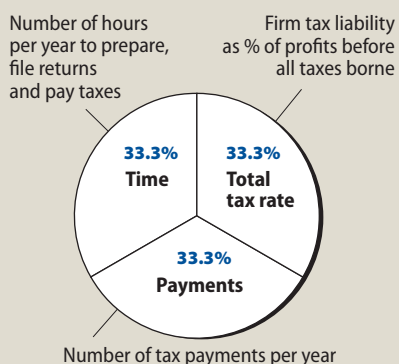
TABLE 2.14  
**Who makes paying taxes easy—and who does not?**

Payments (number per year)			
Fewest		Most	
Afghanistan	8	Mali	58
Kazakhstan	9	Serbia	66
Czech Republic	12	Kyrgyz Republic	75
Hungary	14	Uzbekistan	106
Botswana	19	Belarus	112
Time (hours per year)			
Fastest		Slowest	
Luxembourg	59	Lao PDR	560
Switzerland	63	Czech Republic	930
Macedonia, former Yugoslav Republic of	75	Armenia	958
Swaziland	104	Bolivia	1,080
Chad	122	Belarus	1,188
Total tax rate (% of profit)			
Lowest		Highest	
Zambia	16.1	Tajikistan	85.5
Botswana	17.1	Uzbekistan	90.6
Lesotho	18.0	Belarus	117.5
Macedonia, former Yugoslav Republic of	18.4	Central African Republic	203.8
Luxembourg	21.0	Burundi	278.7

Source: *Doing Business* database.

in such economies often get more from their taxes. Simple, moderate taxes and fast, cheap administration mean less hassle for businesses, and also more revenue collected and better public services. More burdensome tax regimes create an incentive to evade taxes.

FIGURE 2.7  
**Rankings on paying taxes are based on 3 subindicators**



## TRADING ACROSS BORDERS

The benefits of trade are well documented, as are the obstacles to trade. Tariffs, quotas and distance from large markets greatly increase the cost of goods or prevent trading altogether. But with bigger ships and faster planes, the world is shrinking. Global and regional trade agreements have reduced trade barriers. Yet Africa's share of global trade is smaller today than it was 25 years ago. So is the Middle East's, excluding oil exports. Many entrepreneurs face numerous hurdles to exporting or importing goods, including delays at the border. They often give up. Others never try. In fact, the potential gains from trade facilitation may be greater than those arising from only tariff reductions.

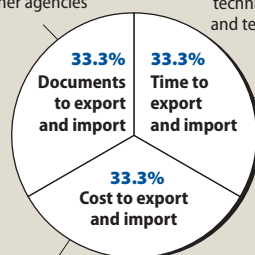
*Doing Business* compiles procedural requirements for trading a standard shipment of goods by ocean transport. Every procedure and the associated documents, time and cost for importing and exporting the goods are recorded, starting with the contractual agreement between the 2 parties and ending with delivery of the goods. For importing the goods, the procedures measured range from the vessel's arrival at the port of entry to the shipment's delivery at the importer's warehouse. For exporting the goods, the procedures measured range from the packing of the goods at the factory to their departure from the port of exit. Payment is by letter of credit, and

FIGURE 2.8

### Rankings on trading across borders are based on 3 subindicators

All documents required by customs and other agencies

Document preparation, customs clearance and technical control, ports and terminal handling, inland transport and handling



US\$ per 20-foot container, no bribes or tariffs included

TABLE 2.15

### Where is trading easy—and where not?

Easiest (LL RANK 1–5)	GLOBAL RANK	Most difficult (LL RANK 34–38)	GLOBAL RANK
Austria	19	Central African Republic	175
Luxembourg	31	Tajikistan	177
Switzerland	39	Afghanistan	179
Czech Republic	49	Kazakhstan	180
Serbia	62	Kyrgyz Republic	181

Note: Rankings are the average of the economy rankings on the documents, time and cost required to export and import.  
Source: *Doing Business* database.

the time and cost for issuing or securing a letter of credit are taken into account.

To make the data comparable across economies, several assumptions about the business and the traded goods are used. The business is of medium size, employs 60 people, and is located in the periurban area of the economy's largest business city. It is a private, limited liability company, domestically owned, formally registered and operating under commercial laws and regulations of the economy. The traded goods are ordinary, legally manufactured products transported in a dry-cargo, 20-foot FCL (full container load) container.

Documents recorded include port filing documents, customs declaration and clearance documents, as well as official documents exchanged between the parties to the transaction. Time is recorded in calendar days, from the beginning to the end of each procedure. Cost includes the fees levied on a 20-foot container in U.S. dollars. All the fees associated with completing the procedures to export or import the goods are included, such as costs for documents, administrative fees for customs clearance and technical control, terminal handling charges and inland transport. The cost measure does not include tariffs or duties.

Economies that have efficient customs, good transport networks and fewer document requirements, making compliance with export and import procedures faster and cheaper, are more competitive globally. That can lead to more exports; and exports are associated

TABLE 2.16

### Who makes importing easy—and who does not?

Documents (number)			
Fewest		Most	
Luxembourg	4	Uzbekistan	11
Austria	5	Kazakhstan	13
Switzerland	5	Kyrgyz Republic	13
Macedonia, former Yugoslav Republic of	6	Azerbaijan	14
Serbia	6	Central African Republic	18
Time (days)			
Fastest		Slowest	
Luxembourg	6	Kazakhstan	76
Austria	8	Afghanistan	77
Switzerland	9	Tajikistan	83
Serbia	14	Chad	102
Macedonia, former Yugoslav Republic of	15	Uzbekistan	104
Cost (US\$ per container)			
Least		Most	
Czech Republic	1,087	Tajikistan	4,550
Austria	1,125	Uzbekistan	4,600
Paraguay	1,200	Rwanda	5,070
Hungary	1,290	Central African Republic	5,074
Macedonia, former Yugoslav Republic of	1,325	Chad	6,020

### Who makes exporting easy—and who does not?

Documents (number)			
Fewest		Most	
Austria	4	Burkina Faso	11
Switzerland	4	Kazakhstan	11
Czech Republic	4	Malawi	12
Luxembourg	5	Afghanistan	12
Hungary	5	Kyrgyz Republic	13
Time (days)			
Fastest		Slowest	
Luxembourg	6	Afghanistan	74
Austria	7	Chad	78
Switzerland	8	Uzbekistan	80
Serbia	12	Tajikistan	82
Czech Republic	17	Kazakhstan	89
Cost (US\$ per container)			
Least		Most	
Paraguay	915	Tajikistan	3,150
Czech Republic	985	Rwanda	3,275
Austria	1,125	Niger	3,545
Bhutan	1,210	Central African Republic	5,121
Hungary	1,300	Chad	5,367

Source: *Doing Business* database.



with faster growth and more jobs. Conversely, a need to file many documents is associated with more corruption in customs. Faced with long delays and frequent demands for bribes, many traders may avoid customs altogether. Instead, they smuggle goods across the border. This defeats the very purpose in having border control of trade to levy taxes and ensure high quality of goods.

## ENFORCING CONTRACTS

Where contract enforcement is efficient, businesses are more likely to engage with new borrowers or customers. *Doing Business* tracks the efficiency of the judicial system in resolving a commercial dispute, following the step-by-step evolution of a commercial sale dispute before local courts. The data are collected through study of the codes of civil procedure and other court regulations as well as through surveys completed by local litigation lawyers (and, in a quarter of the economies, by judges as well).

The dispute concerns a contract for the sale of goods between two businesses (the Seller and the Buyer) both located in the economy's largest business city.

The Seller sells and delivers goods, worth 200% of the economy's income per capita, to the Buyer. The Buyer refuses to pay on the grounds that they were not of adequate quality.

The Seller sues the Buyer to recover the amount under the sales agree-

TABLE 2.17

### Where is enforcing contracts easy—and where not?

Easiest (LL RANK 1–5)	GLOBAL RANK	Most difficult (LL RANK 34–38)	GLOBAL RANK
Luxembourg	2	Mali	158
Hungary	12	Afghanistan	160
Austria	13	Chad	166
Belarus	14	Central African Republic	169
Moldova	17	Burundi	170

Note: Rankings are the average of the economy rankings on the procedures, time and cost to resolve a commercial dispute through the courts.

Source: *Doing Business* database.

ment (200% of the economy's income per capita). The claim is filed before a court in the economy's largest business city with jurisdiction over commercial cases worth 200% of the income per capita and is disputed on the merits. Judgment is 100% in favor of the Seller and is not appealed. Seller enforces the judgment and the money is successfully collected through a public sale of Buyer's assets. Rankings on enforcing contracts are based on 3 subindicators:

- Number of procedures, which are defined as any interaction between the parties or between them and the judge or court officer. This includes steps to file the case, steps for trial and judgment and steps necessary to enforce the judgment.
- Time, which counts the number of calendar days from the moment the Seller files the lawsuit in court until payment is received. This includes both the days on which actions take place and the waiting periods in between.
- Cost, which is recorded as a percentage of the claim (assumed to be equivalent to 200% of income per capita). Three types of costs are recorded: court costs (including expert fees), enforcement costs (including costs for a public sale of Buyer's assets) and attorney fees.

Justice delayed is often justice denied. And in many economies only the rich can afford to go to court. For the rest, justice is out of reach. In the absence of

TABLE 2.18

### Where is enforcing contracts the most efficient—and where the least?

<b>Procedures (number of steps)</b>			
Fewest		Most	
Rwanda	24	Central African Republic	43
Austria	25	Burundi	44
Luxembourg	26	Afghanistan	47
Czech Republic	27	Bhutan	47
Belarus	28	Armenia	49

<b>Time (days)</b>			
Fastest		Slowest	
Kyrgyz Republic	177	Burundi	832
Uzbekistan	195	Mali	860
Belarus	225	Swaziland	972
Bhutan	225	Botswana	987
Kazakhstan	230	Afghanistan	1,642

<b>Cost (% of claim)</b>			
Least		Most	
Bhutan	0.1	Chad	77.4
Luxembourg	8.8	Rwanda	78.7
Hungary	13.0	Central African Republic	82.0
Ethiopia	15.2	Burkina Faso	107.4
Moldova	16.6	Malawi	142.4

Source: *Doing Business* database.

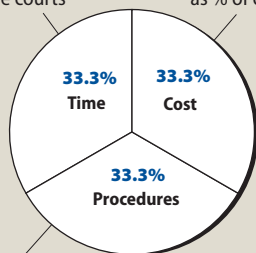
efficient courts, firms undertake fewer investments or business transactions. And they prefer to involve only a small group of people who know each other from previous dealings.

FIGURE 2.9

### Rankings on enforcing contracts are based on 3 subindicators

Days to resolve commercial sale dispute before courts

Attorney, court and enforcement costs as % of claim value



Steps to file claim, obtain and enforce judgment

## CLOSING A BUSINESS

The economic crises of the 1990s in emerging markets, from East Asia to Latin America, from the Russian Federation to Mexico, raised concerns about the design of bankruptcy systems and the ability of such systems to help reorganize viable companies and close down unviable ones. In economies where bankruptcy is inefficient, unviable businesses linger for years, keeping assets and human capital from being reallocated to more productive uses.

The *Doing Business* indicators identify weaknesses in the bankruptcy law as well as the main procedural and administrative bottlenecks in the bankruptcy process. In many developing economies bankruptcy is so inefficient that creditors hardly ever use it. In economies such as these, reform would best focus on improving contract enforcement outside bankruptcy.

The data on closing a business are developed using a standard set of case assumptions to track a company going through the step-by-step procedures of the bankruptcy process. It is assumed that the company is a domestically owned, limited liability corporation operating a hotel in the country's largest business city. The company has 201 employees, 1 main secured creditor and 50 unsecured creditors. Assumptions are also made about the debt structure and future cash flows. The case is designed so that the

TABLE 2.19

### Where is it easy to close a business—and where not?

Easiest (LL RANK 1–5)	GLOBAL RANK	Most difficult (LL RANK 34–38)	GLOBAL RANK
Austria	20	Afghanistan	181
Botswana	26	Bhutan	181
Switzerland	36	Burundi	181
Slovakia	37	Central African Republic	181
Armenia	47	Chad	181

Note: Rankings are based on the recovery rate: how many cents on the dollar claimants (creditors, tax authorities and employees) recover from the insolvent firm.

Source: *Doing Business* database.

company has a higher value as a going concern, that is, the efficient outcome is either reorganization or sale as a going concern, not piecemeal liquidation. The data are derived from questionnaires answered by attorneys at private law firms.

Three measures are constructed from the survey responses: the time to go through the insolvency process, the cost to go through the process and the recovery rate (how much of the insolvency estate is recovered by stakeholders), taking into account the time, cost, depreciation of assets and the outcome of the insolvency proceeding.

Bottlenecks in bankruptcy cut into the amount claimants can recover. In economies where bankruptcy is used, this is a strong deterrent to investment. Access to credit shrinks, and nonperforming loans and financial risk grow because creditors cannot recover overdue loans. Conversely, efficient bankruptcy laws can encourage entrepreneurs. The freedom to fail, and to do so through an efficient process, puts people and capital to their most effective use. The result is more productive businesses and more jobs.

TABLE 2.20

### Where is bankruptcy the most efficient—and where the least?

Time (years)			
Fastest		Slowest	
Austria	1.1	Central African Republic	4.8
Botswana	1.7	Nepal	5.0
Bolivia	1.8	Niger	5.0
Armenia	1.9	Belarus	5.8
Luxembourg	2.0	Czech Republic	6.5

### Cost (% of estate)

Least		Most	
Switzerland	3.5	Serbia	23.0
Armenia	4.0	Macedonia, former Yugoslav Republic of	28.0
Azerbaijan	8.0	Malawi	29.5
Lesotho	8.0	Uganda	29.5
Mongolia	8.0	Central African Republic	76.0

### Recovery rate (cents on the dollar)

Highest		Lowest	
Austria	71.5	Macedonia, former Yugoslav Republic of	16.7
Botswana	60.3	Malawi	15.1
Switzerland	46.8	Kyrgyz Republic	14.2
Slovakia	45.9	Niger	14.0
Armenia	41.8	Zimbabwe	0.1

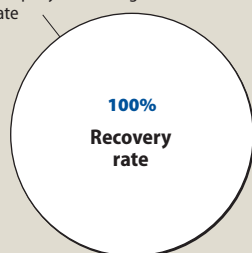
Note: The rankings reflected in the table include only landlocked economies with a practice of bankruptcy (32 in total). Another 6 have no practice.

Source: *Doing Business* database.

FIGURE 2.10

### Rankings on closing a business are based on 1 subindicator

Function of time, cost and other factors such as lending rate and the likelihood of the company continuing to operate



Note: Time and cost do not count separately for the ranking.

## NOTE

1. Data are current as of June 1, 2008, except for those for paying taxes, which refer to the period January–December 2007.

# Ease of doing business

The ease of doing business index ranks economies from 1 to 181. For each economy the index is calculated as the ranking on the simple average of its percentile rankings on each of the 10 topics covered in *Doing Business 2009*. The ranking on each topic is the simple average of the percentile rankings on its component indicators (table 3.1).

If an economy has no laws or regulations covering a specific area—for example, bankruptcy—it receives a “no practice” mark. Similarly, an economy receives a “no practice” or “not possible” mark if regulation exists but is never used in practice or if a competing regulation prohibits such practice. Either way, a “no practice” or “not possible” mark puts the economy at the bottom of the ranking on the relevant indicator.

Here is one example of how the ranking is constructed. In Iceland it takes 5 procedures, 5 days and 2.6% of annual income per capita in fees to open a business. The minimum capital required amounts to 13.6% of income per capita. On these 4 indicators Iceland ranks in the 9th, 3rd, 13th and 58th percentiles. So on average Iceland ranks in the 21st percentile on the ease of starting a business. It ranks in the 48th percentile on protecting investors, 26th percentile on trading across borders, 8th percentile on enforcing contracts, 8th percentile on closing a business and so on. Higher rankings indicate simpler regulation and stronger protection of

property rights. The simple average of Iceland’s percentile rankings on all topics is 23%. When all economies are ordered by their average percentile rank, Iceland is in 11th place.

More complex aggregation methods—such as principal components and unobserved components—yield a nearly identical ranking.<sup>1</sup> The choice of aggregation method has little influence on the rankings because the 10 sets of indicators in *Doing Business* provide sufficiently broad coverage across topics. So *Doing Business* uses the simplest method.

The ease of doing business index is limited in scope. It does not account for an economy’s proximity to large markets, the quality of its infra-

structure services (other than services related to trading across borders or construction permits), the security of property from theft and looting, macro-economic conditions or the strength of underlying institutions. There remains a large unfinished agenda for research into what regulation constitutes binding constraints, what package of reforms is most effective and how these issues are shaped by the context of an economy. The *Doing Business* indicators provide a new empirical data set that may improve understanding of these issues.

*Doing Business* also uses a simple method to calculate the top reformers. First, it selects the economies that implemented reforms making it easier to do business in 3 or more of the 10 *Doing*

TABLE 3.1

## Which indicators make up the ranking?

<b>Starting a business</b>	<b>Protecting investors</b>
Procedures, time, cost and paid-in minimum capital to open a new business	Strength of investor protection index: extent of disclosure index, extent of director liability index and ease of shareholder suits index
<b>Dealing with construction permits</b>	<b>Paying taxes</b>
Procedures, time and cost to obtain construction permits, inspections and utility connections	Number of tax payments, time to prepare and file tax returns and to pay taxes, total taxes as a share of profit before all taxes borne
<b>Employing workers</b>	<b>Trading across borders</b>
Difficulty of hiring index, rigidity of hours index, difficulty of firing index, firing cost	Documents, time and cost to export and import
<b>Registering property</b>	<b>Enforcing contracts</b>
Procedures, time and cost to transfer commercial real estate	Procedures, time and cost to resolve a commercial dispute
<b>Getting credit</b>	<b>Closing a business</b>
Strength of legal rights index, depth of credit information index	Recovery rate in bankruptcy

*Business* topics. One reform is counted per topic. For example, if an economy merged several procedures by creating a unified property registry and separately reduced the property transfer tax, this counts as 1 reform for the purposes of attaining the 3 reforms required to be a candidate for top reformer. This year 33 economies met this criterion, including 9 landlocked economies: Azerbaijan, Belarus, Botswana, Burkina Faso, the Czech Republic, the Kyrgyz Republic, the former Yugoslav Republic of Macedonia, Rwanda and Zambia (table 3.2).

Second, *Doing Business* ranks these economies on the increase in their ranking on the ease of doing business from the previous year. For example, Albania, Burkina Faso and Rwanda each reformed in 4 aspects of business regulation. Albania's aggregate ranking on the ease of doing business improved from 135 to 86, Burkina Faso's from 164 to 148 and Rwanda's from 148 to 139.

These changes represent an improvement in the ranking by 49 places, 16 places and 9 places, respectively. Albania therefore ranks ahead of Burkina Faso in the list of top 10 reformers. Rwanda does not make the list.

In summary, top reformers are economies that have implemented 3 or more reforms making it easier to do business and, as a result, improved their position in the ease of doing business more than other economies. The change in ranking is calculated by comparing this year's ranking with last year's back-calculated ranking. To ensure consistency over time, data sets for previous years are adjusted to reflect any changes in methodology, additions of new economies and revisions in data.

#### NOTE

1. See Djankov and others (2005).

TABLE 3.2

Reforms in 2007/08										
Economy	Starting a business	Dealing with construction permits	Employing workers	Registering property	Getting credit	Protecting investors	Paying taxes	Trading across borders	Enforcing contracts	Closing a business
Afghanistan										
Armenia		✓							✓	
Austria									✓	
Azerbaijan	✓		✓	✓	✓	✓	✓		✓	
Belarus	✓	✓		✓	✓		✓	✓		
Bhutan									✓	
Bolivia										X
Botswana	✓					✓	X	✓		
Burkina Faso		✓	✓	✓			✓			
Burundi										
Central African Republic					✓					
Chad					✓					
Czech Republic	✓		✓				✓			✓
Ethiopia										
Hungary	✓			✓						
Kazakhstan			X	✓	✓					
Kyrgyz Republic	✓	✓				✓				
Lao PDR										
Lesotho	✓									
Luxembourg										
Macedonia, former Yugoslav Republic of	✓			✓	✓		✓	✓	✓	
Malawi										
Mali								✓		
Moldova	✓				✓					
Mongolia							✓	✓		
Nepal										
Niger										
Paraguay										
Rwanda		✓		✓				✓	✓	
Serbia		X		✓						
Slovakia	✓									
Swaziland										
Switzerland	X									
Tajikistan		X				✓				
Uganda										
Uzbekistan					✓					
Zambia	✓			✓			✓			
Zimbabwe		X								

✓ Reforms making it easier to do business X Reforms making it more difficult to do business

# Doing Business indicators

	Afghanistan	Armenia	Austria	Azerbaijan	Belarus	Bhutan	Bolivia	Botswana
Ease of doing business (LANDLOCKED RANK)	32	7	2	3	14	24	29	5
Ease of doing business (GLOBAL RANK)	162	44	27	33	85	124	150	38
<b>STARTING A BUSINESS</b> (LL RANK)	3	11	23	2	22	10	36	17
Procedures (number)	4	9	8	6	8	8	15	10
Time (days)	9	18	28	16	31	46	50	78
Cost (% of income per capita)	59.5	3.6	5.1	3.2	7.8	8.5	112.4	2.3
Minimum capital (% of income per capita)	0	2.3	52.8	0	12.4	0	2.8	0
<b>DEALING WITH CONSTRUCTION PERMITS</b> (LL RANK)	25	4	5	30	9	21	16	22
Procedures (number)	13	19	13	31	17	25	17	24
Time (days)	340	116	194	207	210	183	249	167
Cost (% of income per capita)	14918.9	28	70.4	522.6	39.2	158.4	121.6	311.9
<b>EMPLOYING WORKERS</b> (LL RANK)	6	10	9	3	8	2	38	16
Difficulty of hiring index (0-100)	0	33	0	0	0	0	78	0
Rigidity of hours index (0-100)	40	40	60	0	40	0	60	20
Difficulty of firing index (0-100)	40	20	40	10	40	20	100	40
Rigidity of employment index (0-100)	27	31	33	3	27	7	79	20
Firing cost (weeks of salary)	0	13	2	22	22	10	not possible	90
<b>REGISTERING PROPERTY</b> (LL RANK)	38	1	10	3	5	11	29	9
Procedures (number)	9	3	3	4	4	5	7	4
Time (days)	250	4	32	11	21	64	92	11
Cost (% of property value)	7	0.3	4.5	0.3	0	0	4.9	5
<b>GETTING CREDIT</b> (LL RANK)	38	5	1	1	21	36	21	9
Strength of legal rights index (0-10)	1	7	7	8	2	2	1	7
Depth of credit information index (0-6)	0	5	6	5	5	0	6	4
Public registry coverage (% of adults)	0	2.6	1.3	3.1	2.4	0	11.9	0
Private bureau coverage (% of adults)	0	24.4	40.9	0	0	0	29.7	52.9
<b>PROTECTING INVESTORS</b> (LL RANK)	38	11	22	2	14	22	22	4
Extent of disclosure index (0-10)	0	5	3	7	5	5	1	7
Extent of director liability index (0-10)	0	2	5	5	1	3	5	8
Ease of shareholder suits index (0-10)	2	8	4	8	8	4	6	3
Strength of investor protection index (0-10)	0.7	5	4	6.7	4.7	4	4	6
<b>PAYING TAXES</b> (LL RANK)	7	30	16	17	38	15	36	2
Payments (number per year)	8	50	22	23	112	19	41	19
Time (hours per year)	275	958	170	376	1188	274	1080	140
Total tax rate (% of profit)	36.4	36.6	54.5	41.1	117.5	39.8	78.1	17.1
<b>TRADING ACROSS BORDERS</b> (LL RANK)	36	14	1	33	10	17	9	16
Documents to export (number)	12	7	4	9	8	8	8	6
Time to export (days)	74	30	7	48	20	38	19	31
Cost to export (US\$ per container)	3000	1746	1125	3075	1772	1210	1425	2508
Documents to import (number)	11	9	5	14	8	11	7	9
Time to import (days)	77	24	8	56	26	38	23	42
Cost to import (US\$ per container)	2600	1981	1125	3420	1720	2140	1747	3064
<b>ENFORCING CONTRACTS</b> (LL RANK)	35	16	3	7	4	10	31	21
Procedures (number)	47	49	25	39	28	47	40	29
Time (days)	1642	285	397	237	225	225	591	987
Cost (% of claim)	25	19	18	18.5	23.4	0.1	33.2	28
<b>CLOSING A BUSINESS</b> (LL RANK)	38	5	1	15	12	38	9	2
Time (years)	no practice	1.9	1.1	2.7	5.8	no practice	1.8	1.7
Cost (% of estate)	no practice	4	18	8	22	no practice	15	15
Recovery rate (cents on the dollar)	0	41.8	71.5	30.1	33.4	0	37.3	60.3



	Burkina Faso	Burundi	Central African Republic	Chad	Czech Republic	Ethiopia	Hungary	Kazakhstan
Ease of doing business (LANDLOCKED RANK)	28	37	38	36	13	21	6	11
Ease of doing business (GLOBAL RANK)	148	177	180	175	75	116	41	70
<b>STARTING A BUSINESS (LL RANK)</b>	<b>25</b>	<b>30</b>	<b>31</b>	<b>38</b>	<b>19</b>	<b>26</b>	<b>4</b>	<b>16</b>
Procedures (number)	5	11	10	19	8	7	4	8
Time (days)	16	43	14	75	15	16	5	21
Cost (% of income per capita)	62.3	215	232.3	175	9.6	29.8	8.4	5.2
Minimum capital (% of income per capita)	458.8	0	513.9	365.1	31.8	693.6	10.8	15.9
<b>DEALING WITH CONSTRUCTION PERMITS (LL RANK)</b>	<b>18</b>	<b>35</b>	<b>24</b>	<b>10</b>	<b>12</b>	<b>8</b>	<b>13</b>	<b>37</b>
Procedures (number)	15	20	21	9	36	12	31	38
Time (days)	214	384	239	181	180	128	204	231
Cost (% of income per capita)	577.9	8515.8	278.9	974.7	16.9	790.7	10.3	1431.8
<b>EMPLOYING WORKERS (LL RANK)</b>	<b>11</b>	<b>14</b>	<b>34</b>	<b>32</b>	<b>12</b>	<b>25</b>	<b>20</b>	<b>5</b>
Difficulty of hiring index (0-100)	33	0	72	39	33	33	0	0
Rigidity of hours index (0-100)	20	60	60	60	40	40	80	40
Difficulty of firing index (0-100)	10	30	50	40	10	30	10	30
Rigidity of employment index (0-100)	21	30	61	46	28	34	30	23
Firing cost (weeks of salary)	34	26	22	36	22	40	35	9
<b>REGISTERING PROPERTY (LL RANK)</b>	<b>33</b>	<b>27</b>	<b>31</b>	<b>30</b>	<b>17</b>	<b>35</b>	<b>15</b>	<b>7</b>
Procedures (number)	6	5	5	6	4	13	4	5
Time (days)	136	94	75	44	123	43	17	40
Cost (% of property value)	10.2	10.7	18.6	22.7	3	7.1	11	0.1
<b>GETTING CREDIT (LL RANK)</b>	<b>29</b>	<b>35</b>	<b>28</b>	<b>29</b>	<b>9</b>	<b>26</b>	<b>5</b>	<b>9</b>
Strength of legal rights index (0-10)	3	2	3	3	6	4	7	5
Depth of credit information index (0-6)	1	1	2	1	5	2	5	6
Public registry coverage (% of adults)	1.9	0.3	1.2	0.6	4.6	0.1	0	0
Private bureau coverage (% of adults)	0	0	0	0	65.2	0	10	25.6
<b>PROTECTING INVESTORS (LL RANK)</b>	<b>28</b>	<b>30</b>	<b>22</b>	<b>22</b>	<b>11</b>	<b>17</b>	<b>17</b>	<b>5</b>
Extent of disclosure index (0-10)	6	4	6	6	2	4	2	7
Extent of director liability index (0-10)	1	1	1	1	5	4	4	1
Ease of shareholder suits index (0-10)	4	5	5	5	8	5	7	9
Strength of investor protection index (0-10)	3.7	3.3	4	4	5	4.3	4.3	5.7
<b>PAYING TAXES (LL RANK)</b>	<b>29</b>	<b>22</b>	<b>37</b>	<b>28</b>	<b>23</b>	<b>5</b>	<b>20</b>	<b>7</b>
Payments (number per year)	45	32	54	54	12	20	14	9
Time (hours per year)	270	140	504	122	930	198	330	271
Total tax rate (% of profit)	44.6	278.7	203.8	60.5	48.6	31.1	57.5	36.4
<b>TRADING ACROSS BORDERS (LL RANK)</b>	<b>32</b>	<b>30</b>	<b>34</b>	<b>23</b>	<b>4</b>	<b>18</b>	<b>7</b>	<b>37</b>
Documents to export (number)	11	9	8	6	4	8	5	11
Time to export (days)	45	47	57	78	17	46	18	89
Cost to export (US\$ per container)	2132	2147	5121	5367	985	2087	1300	3005
Documents to import (number)	11	10	18	9	7	8	7	13
Time to import (days)	54	71	66	102	20	42	17	76
Cost to import (US\$ per container)	3630	3705	5074	6020	1087	2893	1290	3055
<b>ENFORCING CONTRACTS (LL RANK)</b>	<b>26</b>	<b>38</b>	<b>37</b>	<b>36</b>	<b>22</b>	<b>19</b>	<b>2</b>	<b>8</b>
Procedures (number)	37	44	43	41	27	39	33	38
Time (days)	446	832	660	743	820	690	335	230
Cost (% of claim)	107.4	38.6	82	77.4	33	15.2	13	22
<b>CLOSING A BUSINESS (LL RANK)</b>	<b>22</b>	<b>38</b>	<b>38</b>	<b>38</b>	<b>23</b>	<b>13</b>	<b>8</b>	<b>19</b>
Time (years)	4	no practice	4.8	no practice	6.5	3	2	3.3
Cost (% of estate)	9	no practice	76	no practice	15	15	15	18
Recovery rate (cents on the dollar)	21.7	0	0	0	20.9	32.2	38.4	25.3

	Kyrgyz Republic	Lao PDR	Lesotho	Luxembourg	Macedonia, former Yugoslav Republic of	Malawi	Mali	Moldova
Ease of doing business (LANDLOCKED RANK)	10	33	23	8	12	25	34	17
Ease of doing business (GLOBAL RANK)	68	165	123	50	71	134	166	103
<b>STARTING A BUSINESS</b> (LL RANK)	5	21	28	12	1	27	34	20
Procedures (number)	4	8	7	6	7	10	11	9
Time (days)	15	103	40	26	9	39	26	15
Cost (% of income per capita)	7.4	14.1	37.8	6.5	3.8	125.9	121.5	8.9
Minimum capital (% of income per capita)	0.4	0	14.5	21.3	0	0	390.4	13.4
<b>DEALING WITH CONSTRUCTION PERMITS</b> (LL RANK)	7	20	28	3	29	31	18	33
Procedures (number)	13	24	15	13	21	21	14	30
Time (days)	159	172	601	217	198	213	208	292
Cost (% of income per capita)	405.7	172.1	817.1	20	1862.8	1289.2	1186.4	142.2
<b>EMPLOYING WORKERS</b> (LL RANK)	18	21	13	36	28	26	24	27
Difficulty of hiring index (0-100)	33	11	22	67	50	56	33	44
Rigidity of hours index (0-100)	40	40	40	80	60	0	40	40
Difficulty of firing index (0-100)	40	50	0	40	30	20	40	40
Rigidity of employment index (0-100)	38	34	21	62	47	25	38	41
Firing cost (weeks of salary)	17	19	44	39	26	84	31	37
<b>REGISTERING PROPERTY</b> (LL RANK)	14	36	32	26	21	24	23	13
Procedures (number)	7	9	6	8	6	6	5	6
Time (days)	8	135	101	29	66	88	29	48
Cost (% of property value)	3.9	4.1	8.2	10.3	3.4	3.3	20.3	0.8
<b>GETTING CREDIT</b> (LL RANK)	5	29	17	21	9	17	29	17
Strength of legal rights index (0-10)	7	4	8	7	7	8	3	8
Depth of credit information index (0-6)	5	0	0	0	4	0	1	0
Public registry coverage (% of adults)	0	0	0	0	6.5	0	4.1	0
Private bureau coverage (% of adults)	3.7	0	0	0	0	0	0	0
<b>PROTECTING INVESTORS</b> (LL RANK)	1	37	28	17	11	7	30	14
Extent of disclosure index (0-10)	9	0	2	6	5	4	6	7
Extent of director liability index (0-10)	5	3	1	4	6	7	1	1
Ease of shareholder suits index (0-10)	9	2	8	3	4	5	3	6
Strength of investor protection index (0-10)	7.7	1.7	3.7	4.3	5	5.3	3.3	4.7
<b>PAYING TAXES</b> (LL RANK)	31	21	10	1	4	12	32	25
Payments (number per year)	75	34	21	22	40	19	58	53
Time (hours per year)	202	560	324	59	75	292	270	234
Total tax rate (% of profit)	61.4	33.7	18	21	18.4	31.4	51.4	42.1
<b>TRADING ACROSS BORDERS</b> (LL RANK)	38	25	13	2	6	27	26	11
Documents to export (number)	13	9	6	5	6	12	9	6
Time to export (days)	64	50	44	6	17	45	38	32
Cost to export (US\$ per container)	3000	1860	1549	1420	1315	1671	2012	1775
Documents to import (number)	13	10	8	4	6	10	11	7
Time to import (days)	75	50	49	6	15	54	42	35
Cost to import (US\$ per container)	3250	2040	1715	1420	1325	2550	2902	1895
<b>ENFORCING CONTRACTS</b> (LL RANK)	15	27	25	1	17	33	34	5
Procedures (number)	39	42	41	26	38	42	39	31
Time (days)	177	443	695	321	385	432	860	365
Cost (% of claim)	29	31.6	19.5	8.8	33.1	142.4	52	16.6
<b>CLOSING A BUSINESS</b> (LL RANK)	29	38	11	6	27	28	24	16
Time (years)	4	no practice	2.6	2	3.7	2.6	3.6	2.8
Cost (% of estate)	15	no practice	8	15	28	30	18	9
Recovery rate (cents on the dollar)	14.2	0	33.9	41.7	16.7	15.1	20.9	28.6

	Mongolia	Nepal	Niger	Paraguay	Rwanda	Serbia	Slovakia	Swaziland
Ease of doing business (LANDLOCKED RANK)	9	22	35	20	27	15	4	18
Ease of doing business (GLOBAL RANK)	58	121	172	115	139	94	36	108
<b>STARTING A BUSINESS</b> (LL RANK)	8	15	33	18	9	24	6	32
Procedures (number)	7	7	11	7	8	11	6	13
Time (days)	13	31	19	35	14	23	16	61
Cost (% of income per capita)	4	60.2	170.1	67.9	108.9	7.6	3.3	35.1
Minimum capital (% of income per capita)	58.5	0	702.1	0	0	6.9	30.4	0.6
<b>DEALING WITH CONSTRUCTION PERMITS</b> (LL RANK)	17	23	32	15	14	34	6	1
Procedures (number)	21	15	17	13	14	20	13	13
Time (days)	215	424	265	291	210	279	287	93
Cost (% of income per capita)	81.3	248.4	2694	342.2	607.1	2177.7	13.1	94.9
<b>EMPLOYING WORKERS</b> (LL RANK)	15	33	35	37	23	22	19	7
Difficulty of hiring index (0-100)	22	56	100	56	44	67	17	0
Rigidity of hours index (0-100)	80	0	60	60	40	20	60	20
Difficulty of firing index (0-100)	0	70	50	60	30	30	30	20
Rigidity of employment index (0-100)	34	42	70	59	38	39	36	13
Firing cost (weeks of salary)	9	90	35	113	26	25	13	53
<b>REGISTERING PROPERTY</b> (LL RANK)	6	8	19	18	16	25	2	34
Procedures (number)	5	3	4	6	4	6	3	11
Time (days)	11	5	35	46	315	111	17	46
Cost (% of property value)	2.1	6.3	11.1	3.5	0.6	2.9	0.1	7.1
<b>GETTING CREDIT</b> (LL RANK)	14	21	29	14	29	5	1	9
Strength of legal rights index (0-10)	6	5	3	3	2	7	9	6
Depth of credit information index (0-6)	3	2	1	6	2	5	4	5
Public registry coverage (% of adults)	22.7	0	0.9	9.7	0.3	0	1.4	0
Private bureau coverage (% of adults)	0	0.2	0	48.6	0	91.9	39.9	43.5
<b>PROTECTING INVESTORS</b> (LL RANK)	3	7	30	5	35	7	14	36
Extent of disclosure index (0-10)	5	6	6	6	2	7	3	0
Extent of director liability index (0-10)	8	1	1	5	5	6	4	1
Ease of shareholder suits index (0-10)	6	9	3	6	1	3	7	5
Strength of investor protection index (0-10)	6.3	5.3	3.3	5.7	2.7	5.3	4.7	2
<b>PAYING TAXES</b> (LL RANK)	14	19	24	17	11	26	26	9
Payments (number per year)	42	34	42	35	34	66	31	33
Time (hours per year)	204	408	270	328	160	279	325	104
Total tax rate (% of profit)	30.3	34.1	42.3	35	33.7	34	47.4	36.6
<b>TRADING ACROSS BORDERS</b> (LL RANK)	21	22	29	12	28	5	8	20
Documents to export (number)	8	9	8	9	9	6	6	9
Time to export (days)	49	41	59	35	42	12	25	21
Cost to export (US\$ per container)	2131	1764	3545	915	3275	1398	1445	2184
Documents to import (number)	8	10	10	10	10	6	8	11
Time to import (days)	49	35	64	33	42	14	25	33
Cost to import (US\$ per container)	2274	1900	3545	1200	5070	1559	1445	2249
<b>ENFORCING CONTRACTS</b> (LL RANK)	11	29	32	24	14	23	13	30
Procedures (number)	32	39	39	38	24	36	30	40
Time (days)	314	735	545	591	310	635	565	972
Cost (% of claim)	30.6	26.8	59.6	30	78.7	28.9	25.7	23.1
<b>CLOSING A BUSINESS</b> (LL RANK)	21	20	30	25	38	18	4	10
Time (years)	4	5	5	3.9	no practice	2.7	4	2
Cost (% of estate)	8	9	18	9	no practice	23	18	15
Recovery rate (cents on the dollar)	22	24.5	14	20.7	0	25.4	45.9	34.9

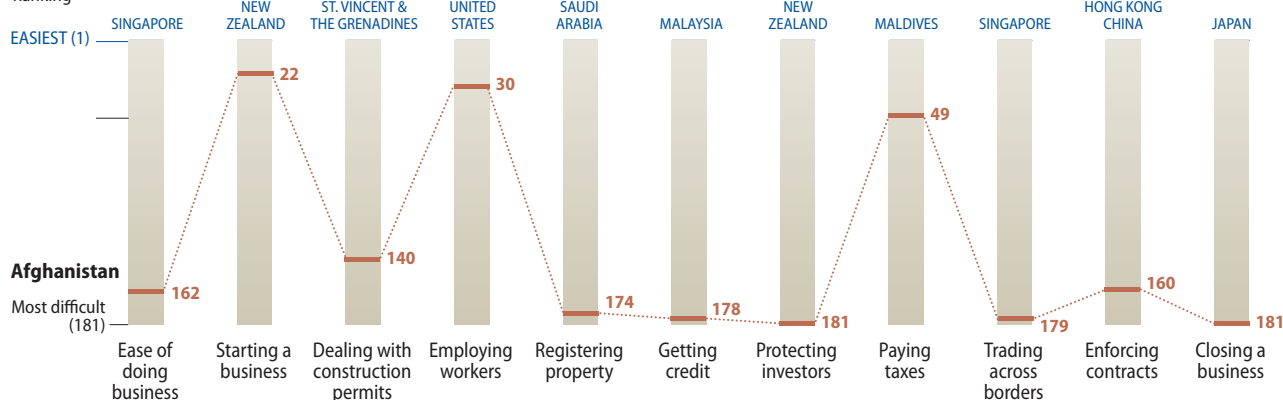
	Switzerland	Tajikistan	Uganda	Uzbekistan	Zambia	Zimbabwe
Ease of doing business (LANDLOCKED RANK)	1	31	19	26	16	30
Ease of doing business (GLOBAL RANK)	21	159	111	138	100	158
<b>STARTING A BUSINESS</b> (LL RANK)	7	37	29	13	14	35
Procedures (number)	6	13	18	7	6	10
Time (days)	20	49	25	15	18	96
Cost (% of income per capita)	2.1	27.6	100.7	10.3	28.6	432.7
Minimum capital (% of income per capita)	27.6	216.8	0	17.7	1.5	3.4
<b>DEALING WITH CONSTRUCTION PERMITS</b> (LL RANK)	2	38	11	27	26	36
Procedures (number)	14	32	16	26	17	19
Time (days)	154	351	143	260	254	1426
Cost (% of income per capita)	52.1	1420.7	703.5	123.4	1023.1	16368.8
<b>EMPLOYING WORKERS</b> (LL RANK)	4	30	1	17	31	29
Difficulty of hiring index (0-100)	0	33	0	33	22	0
Rigidity of hours index (0-100)	40	80	0	40	60	40
Difficulty of firing index (0-100)	10	40	10	30	20	60
Rigidity of employment index (0-100)	17	51	3	34	34	33
Firing cost (weeks of salary)	13	22	13	22	178	446
<b>REGISTERING PROPERTY</b> (LL RANK)	4	12	37	28	22	20
Procedures (number)	4	6	13	12	6	4
Time (days)	16	37	227	78	39	30
Cost (% of property value)	0.4	1.8	4.1	1.5	6.6	25
<b>GETTING CREDIT</b> (LL RANK)	1	36	21	26	14	17
Strength of legal rights index (0-10)	8	2	7	3	9	8
Depth of credit information index (0-6)	5	0	0	3	0	0
Public registry coverage (% of adults)	0	0	0	2.3	0	0
Private bureau coverage (% of adults)	22.5	0	0	2.2	0.1	0
<b>PROTECTING INVESTORS</b> (LL RANK)	34	30	22	17	7	17
Extent of disclosure index (0-10)	0	4	2	4	3	8
Extent of director liability index (0-10)	5	1	5	6	6	1
Ease of shareholder suits index (0-10)	4	5	5	3	7	4
Strength of investor protection index (0-10)	3	3.3	4	4.3	5.3	4.3
<b>PAYING TAXES</b> (LL RANK)	3	34	13	35	6	33
Payments (number per year)	24	54	32	106	37	52
Time (hours per year)	63	224	222	196	132	256
Total tax rate (% of profit)	28.9	85.5	34.5	90.6	16.1	63.7
<b>TRADING ACROSS BORDERS</b> (LL RANK)	3	35	15	31	19	24
Documents to export (number)	4	10	6	7	6	7
Time to export (days)	8	82	39	80	53	53
Cost to export (US\$ per container)	1537	3150	3090	3100	2664	2678
Documents to import (number)	5	10	7	11	9	9
Time to import (days)	9	83	37	104	64	73
Cost to import (US\$ per container)	1505	4550	3290	4600	3335	3999
<b>ENFORCING CONTRACTS</b> (LL RANK)	9	6	28	12	20	18
Procedures (number)	32	34	38	42	35	38
Time (days)	417	295	535	195	471	410
Cost (% of claim)	24	20.5	44.9	22.2	38.7	32
<b>CLOSING A BUSINESS</b> (LL RANK)	3	17	7	26	14	31
Time (years)	3	3	2.2	4	2.7	3.3
Cost (% of estate)	4	9	30	10	9	22
Recovery rate (cents on the dollar)	46.8	25.4	41.1	18.7	30.2	0

# Country tables

## COUNTRY PROFILE

**Afghanistan**

Ranking

**AFGHANISTAN**

South Asia

Low income

Ease of doing business (rank)	162 (LL 32)
GNI per capita (US\$)	370
Population (millions)	24.8

<b>Starting a business</b> (rank)	22 (LL 3)
Procedures (number)	4
Time (days)	9
Cost (% of income per capita)	59.5
Minimum capital (% of income per capita)	0.0

<b>Protecting investors</b> (rank)	181 (LL 38)
Extent of disclosure index (0-10)	0
Extent of director liability index (0-10)	0
Ease of shareholder suits index (0-10)	2
Strength of investor protection index (0-10)	0.7

<b>Dealing with construction permits</b> (rank)	140 (LL 25)
Procedures (number)	13
Time (days)	340
Cost (% of income per capita)	14,918.9

<b>Paying taxes</b> (rank)	49 (LL 7)
Payments (number per year)	8
Time (hours per year)	275
Total tax rate (% of profit)	36.4

<b>Employing workers</b> (rank)	30 (LL 6)
Difficulty of hiring index (0-100)	0
Rigidity of hours index (0-100)	40
Difficulty of firing index (0-100)	40
Rigidity of employment index (0-100)	27
Firing cost (weeks of salary)	0

<b>Trading across borders</b> (rank)	179 (LL 36)
Documents to export (number)	12
Time to export (days)	74
Cost to export (US\$ per container)	3,000
Documents to import (number)	11
Time to import (days)	77
Cost to import (US\$ per container)	2,600

<b>Registering property</b> (rank)	174 (LL 38)
Procedures (number)	9
Time (days)	250
Cost (% of property value)	7.0

<b>Enforcing contracts</b> (rank)	160 (LL 35)
Procedures (number)	47
Time (days)	1,642
Cost (% of claim)	25.0

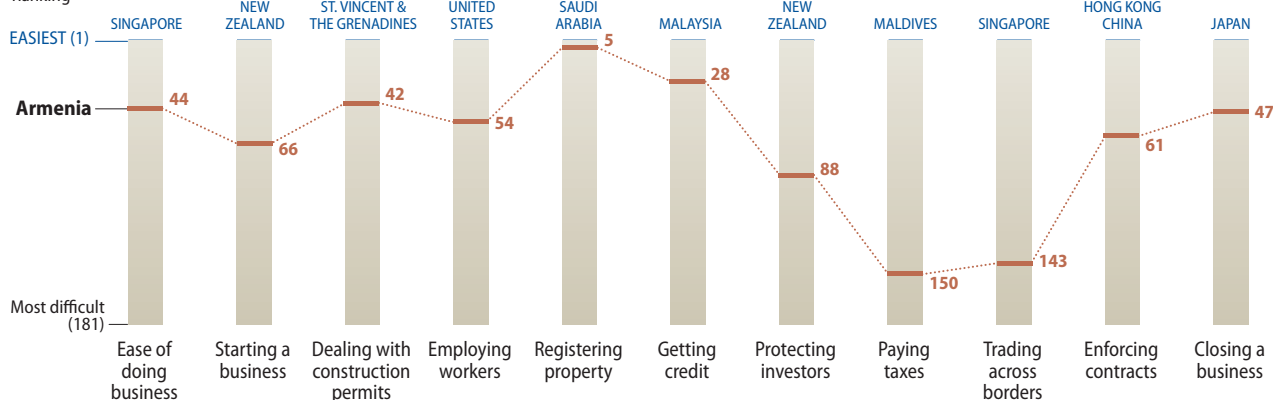
<b>Getting credit</b> (rank)	178 (LL 38)
Strength of legal rights index (0-10)	1
Depth of credit information index (0-6)	0
Public registry coverage (% of adults)	0.0
Private bureau coverage (% of adults)	0.0

<b>Closing a business</b> (rank)	181 (LL 38)
Time (years)	NO PRACTICE
Cost (% of estate)	NO PRACTICE
Recovery rate (cents on the dollar)	0.0

## COUNTRY PROFILE

**Armenia**

Ranking

**ARMENIA**

Eastern Europe &amp; Central Asia

Lower middle income

Ease of doing business (rank)	44 (LL 7)
GNI per capita (US\$)	2,640
Population (millions)	3.0

**Starting a business** (rank)

66 (LL 11)

Procedures (number)

9

Time (days)

18

Cost (% of income per capita)

3.6

Minimum capital (% of income per capita)

2.3

**Protecting investors** (rank)

88 (LL 11)

Extent of disclosure index (0-10)

5

Extent of director liability index (0-10)

2

Ease of shareholder suits index (0-10)

8

Strength of investor protection index (0-10)

5.0

**Dealing with construction permits** (rank)

42 (LL 4)

Procedures (number)

19

Time (days)

116

Cost (% of income per capita)

28.0

**Paying taxes** (rank)

150 (LL 30)

Payments (number per year)

50

Time (hours per year)

958

Total tax rate (% of profit)

36.6

**Employing workers** (rank)

54 (LL 10)

Difficulty of hiring index (0-100)

33

Rigidity of hours index (0-100)

40

Difficulty of firing index (0-100)

20

Rigidity of employment index (0-100)

31

Firing cost (weeks of salary)

13

**Trading across borders** (rank)

143 (LL 14)

Documents to export (number)

7

Time to export (days)

30

Cost to export (US\$ per container)

1,746

Documents to import (number)

9

Time to import (days)

24

Cost to import (US\$ per container)

1,981

**Registering property** (rank)

5 (LL 1)

Procedures (number)

3

Time (days)

4

Cost (% of property value)

0.3

**Enforcing contracts** (rank)

61 (LL 16)

Procedures (number)

49

Time (days)

285

Cost (% of claim)

19.0

**Getting credit** (rank)

28 (LL 5)

Strength of legal rights index (0-10)

7

Depth of credit information index (0-6)

5

Public registry coverage (% of adults)

2.6

Private bureau coverage (% of adults)

24.4

**Closing a business** (rank)

47 (LL 5)

Time (years)

1.9

Cost (% of estate)

4

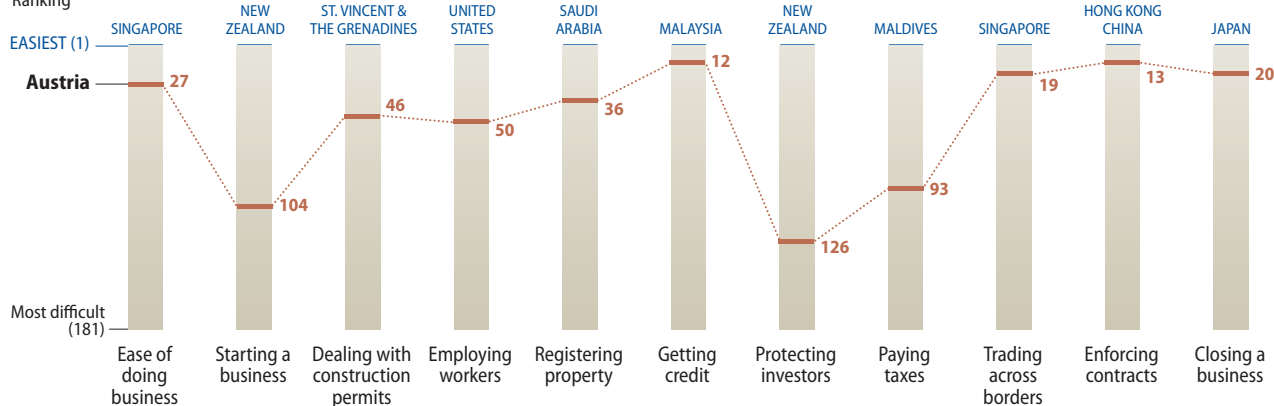
Recovery rate (cents on the dollar)

41.8

## COUNTRY PROFILE

**Austria**

Ranking

**AUSTRIA**

OECD: High Income

High income

Ease of doing business (rank) 27 (LL 2)

GNI per capita (US\$) 42,700

Population (millions) 8.3

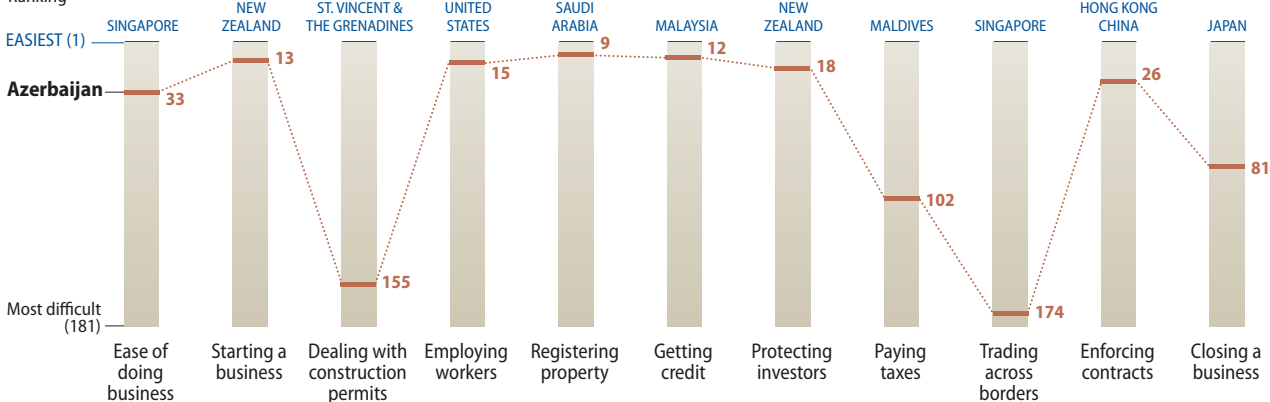
<b>Starting a business</b> (rank)	104 (LL 23)	<b>Protecting investors</b> (rank)	126 (LL 22)
Procedures (number)	8	Extent of disclosure index (0-10)	3
Time (days)	28	Extent of director liability index (0-10)	5
Cost (% of income per capita)	5.1	Ease of shareholder suits index (0-10)	4
Minimum capital (% of income per capita)	52.8	Strength of investor protection index (0-10)	4.0
<b>Dealing with construction permits</b> (rank)	46 (LL 5)	<b>Paying taxes</b> (rank)	93 (LL 16)
Procedures (number)	13	Payments (number per year)	22
Time (days)	194	Time (hours per year)	170
Cost (% of income per capita)	70.4	Total tax rate (% of profit)	54.5
<b>Employing workers</b> (rank)	50 (LL 9)	<b>Trading across borders</b> (rank)	19 (LL 1)
Difficulty of hiring index (0-100)	0	Documents to export (number)	4
Rigidity of hours index (0-100)	60	Time to export (days)	7
Difficulty of firing index (0-100)	40	Cost to export (US\$ per container)	1,125
Rigidity of employment index (0-100)	33	Documents to import (number)	5
Firing cost (weeks of salary)	2	Time to import (days)	8
<b>Registering property</b> (rank)	36 (LL 10)	Cost to import (US\$ per container)	1,125
Procedures (number)	3	<b>Enforcing contracts</b> (rank)	13 (LL 3)
Time (days)	32	Procedures (number)	25
Cost (% of property value)	4.5	Time (days)	397
<b>Getting credit</b> (rank)	12 (LL 1)	Cost (% of claim)	18.0
Strength of legal rights index (0-10)	7	<b>Closing a business</b> (rank)	20 (LL 1)
Depth of credit information index (0-6)	6	Time (years)	1.1
Public registry coverage (% of adults)	1.3	Cost (% of estate)	18
Private bureau coverage (% of adults)	40.9	Recovery rate (cents on the dollar)	71.5



## COUNTRY PROFILE

## Azerbaijan

Ranking



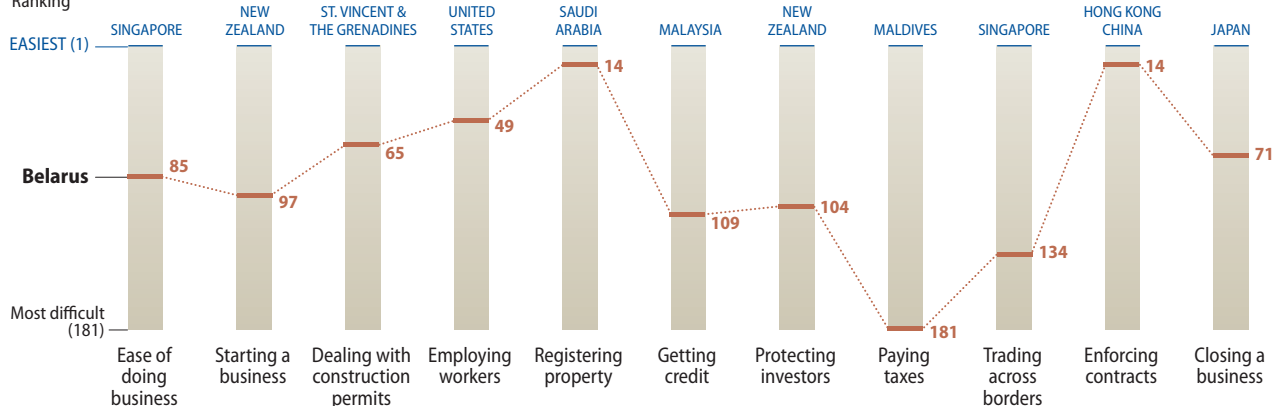
<b>AZERBAIJAN</b>	Ease of doing business (rank)	33 (LL 3)
Eastern Europe & Central Asia	GNI per capita (US\$)	2,550
Lower middle income	Population (millions)	8.6

<b>Starting a business</b> (rank)	13 (LL 2)	<b>Protecting investors</b> (rank)	18 (LL 2)
Procedures (number)	6	Extent of disclosure index (0-10)	7
Time (days)	16	Extent of director liability index (0-10)	5
Cost (% of income per capita)	3.2	Ease of shareholder suits index (0-10)	8
Minimum capital (% of income per capita)	0.0	Strength of investor protection index (0-10)	6.7
<b>Dealing with construction permits</b> (rank)	155 (LL 30)	<b>Paying taxes</b> (rank)	102 (LL 17)
Procedures (number)	31	Payments (number per year)	23
Time (days)	207	Time (hours per year)	376
Cost (% of income per capita)	522.6	Total tax rate (% of profit)	41.1
<b>Employing workers</b> (rank)	15 (LL 3)	<b>Trading across borders</b> (rank)	174 (LL 33)
Difficulty of hiring index (0-100)	0	Documents to export (number)	9
Rigidity of hours index (0-100)	0	Time to export (days)	48
Difficulty of firing index (0-100)	10	Cost to export (US\$ per container)	3,075
Rigidity of employment index (0-100)	3	Documents to import (number)	14
Firing cost (weeks of salary)	22	Time to import (days)	56
<b>Registering property</b> (rank)	9 (LL 3)	Cost to import (US\$ per container)	3,420
Procedures (number)	4	<b>Enforcing contracts</b> (rank)	26 (LL 7)
Time (days)	11	Procedures (number)	39
Cost (% of property value)	0.3	Time (days)	237
<b>Getting credit</b> (rank)	12 (LL 1)	Cost (% of claim)	18.5
Strength of legal rights index (0-10)	8	<b>Closing a business</b> (rank)	81 (LL 15)
Depth of credit information index (0-6)	5	Time (years)	2.7
Public registry coverage (% of adults)	3.1	Cost (% of estate)	8
Private bureau coverage (% of adults)	0.0	Recovery rate (cents on the dollar)	30.1

## COUNTRY PROFILE

**Belarus**

Ranking

**BELARUS**

Eastern Europe &amp; Central Asia

Upper middle income

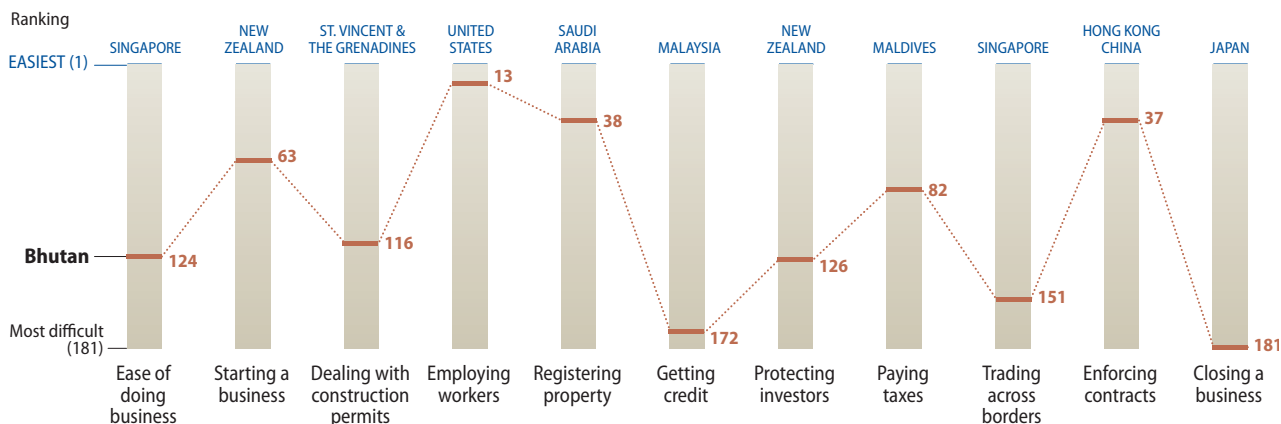
Ease of doing business (rank) 85 (LL 14)

GNI per capita (US\$) 4,220

Population (millions) 9.7

<b>Starting a business</b> (rank)	97 (LL 22)	<b>Protecting investors</b> (rank)	104 (LL 14)
Procedures (number)	8	Extent of disclosure index (0-10)	5
Time (days)	31	Extent of director liability index (0-10)	1
Cost (% of income per capita)	7.8	Ease of shareholder suits index (0-10)	8
Minimum capital (% of income per capita)	12.4	Strength of investor protection index (0-10)	4.7
<b>Dealing with construction permits</b> (rank)	65 (LL 9)	<b>Paying taxes</b> (rank)	181 (LL 38)
Procedures (number)	17	Payments (number per year)	112
Time (days)	210	Time (hours per year)	1,188
Cost (% of income per capita)	39.2	Total tax rate (% of profit)	117.5
<b>Employing workers</b> (rank)	49 (LL 8)	<b>Trading across borders</b> (rank)	134 (LL 10)
Difficulty of hiring index (0-100)	0	Documents to export (number)	8
Rigidity of hours index (0-100)	40	Time to export (days)	20
Difficulty of firing index (0-100)	40	Cost to export (US\$ per container)	1,772
Rigidity of employment index (0-100)	27	Documents to import (number)	8
Firing cost (weeks of salary)	22	Time to import (days)	26
<b>Registering property</b> (rank)	14 (LL 5)	Cost to import (US\$ per container)	1,720
Procedures (number)	4	<b>Enforcing contracts</b> (rank)	14 (LL 4)
Time (days)	21	Procedures (number)	28
Cost (% of property value)	0.0	Time (days)	225
<b>Getting credit</b> (rank)	109 (LL 21)	Cost (% of claim)	23.4
Strength of legal rights index (0-10)	2	<b>Closing a business</b> (rank)	71 (LL 12)
Depth of credit information index (0-6)	5	Time (years)	5.8
Public registry coverage (% of adults)	2.4	Cost (% of estate)	22
Private bureau coverage (% of adults)	0.0	Recovery rate (cents on the dollar)	33.4

## COUNTRY PROFILE

**Bhutan**

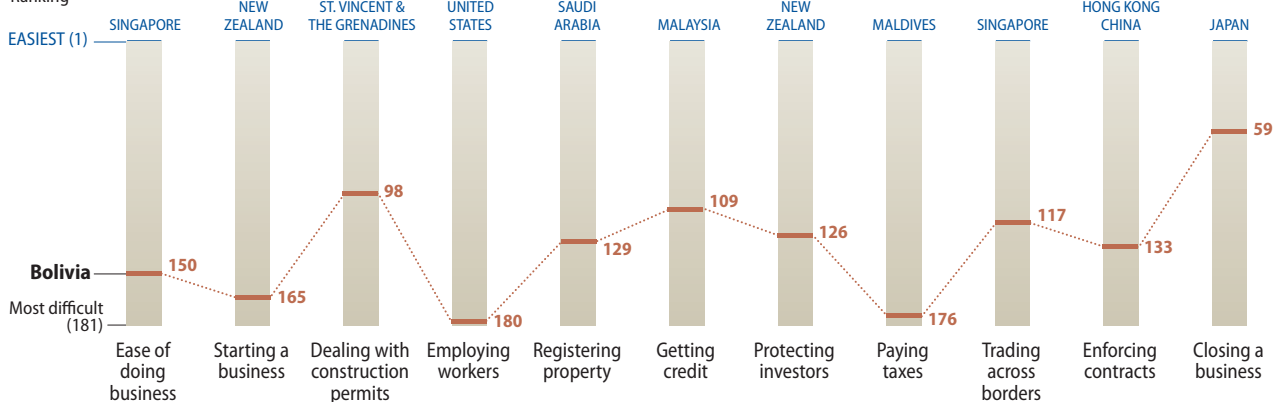
<b>BHUTAN</b>	Ease of doing business (rank)	124 (LL 24)
South Asia	GNI per capita (US\$)	1,770
Lower middle income	Population (millions)	0.7

<b>Starting a business</b> (rank)	63 (LL 10)	<b>Protecting investors</b> (rank)	126 (LL 22)
Procedures (number)	8	Extent of disclosure index (0-10)	5
Time (days)	46	Extent of director liability index (0-10)	3
Cost (% of income per capita)	8.5	Ease of shareholder suits index (0-10)	4
Minimum capital (% of income per capita)	0.0	Strength of investor protection index (0-10)	4.0
<b>Dealing with construction permits</b> (rank)	116 (LL 21)	<b>Paying taxes</b> (rank)	82 (LL 15)
Procedures (number)	25	Payments (number per year)	19
Time (days)	183	Time (hours per year)	274
Cost (% of income per capita)	158.4	Total tax rate (% of profit)	39.8
<b>Employing workers</b> (rank)	13 (LL 2)	<b>Trading across borders</b> (rank)	151 (LL 17)
Difficulty of hiring index (0-100)	0	Documents to export (number)	8
Rigidity of hours index (0-100)	0	Time to export (days)	38
Difficulty of firing index (0-100)	20	Cost to export (US\$ per container)	1,210
Rigidity of employment index (0-100)	7	Documents to import (number)	11
Firing cost (weeks of salary)	10	Time to import (days)	38
<b>Registering property</b> (rank)	38 (LL 11)	Cost to import (US\$ per container)	2,140
Procedures (number)	5	<b>Enforcing contracts</b> (rank)	37 (LL 10)
Time (days)	64	Procedures (number)	47
Cost (% of property value)	0.0	Time (days)	225
<b>Getting credit</b> (rank)	172 (LL 36)	Cost (% of claim)	0.1
Strength of legal rights index (0-10)	2	<b>Closing a business</b> (rank)	181 (LL 38)
Depth of credit information index (0-6)	0	Time (years)	NO PRACTICE
Public registry coverage (% of adults)	0.0	Cost (% of estate)	NO PRACTICE
Private bureau coverage (% of adults)	0.0	Recovery rate (cents on the dollar)	0.0

## COUNTRY PROFILE

**Bolivia**

Ranking

**BOLIVIA**

Latin America &amp; Caribbean

Lower middle income

Ease of doing business (rank)	150 (LL 29)
GNI per capita (US\$)	1,260
Population (millions)	9.5

<b>Starting a business</b> (rank)	165 (LL 36)
Procedures (number)	15
Time (days)	50
Cost (% of income per capita)	112.4
Minimum capital (% of income per capita)	2.8

<b>Dealing with construction permits</b> (rank)	98 (LL 16)
Procedures (number)	17
Time (days)	249
Cost (% of income per capita)	121.6

<b>Employing workers</b> (rank)	180 (LL 38)
Difficulty of hiring index (0-100)	78
Rigidity of hours index (0-100)	60
Difficulty of firing index (0-100)	100
Rigidity of employment index (0-100)	79
Firing cost (weeks of salary)	NOT POSSIBLE

<b>Registering property</b> (rank)	129 (LL 29)
Procedures (number)	7
Time (days)	92
Cost (% of property value)	4.9

<b>Getting credit</b> (rank)	109 (LL 21)
Strength of legal rights index (0-10)	1
Depth of credit information index (0-6)	6
Public registry coverage (% of adults)	11.9
Private bureau coverage (% of adults)	29.7

<b>Protecting investors</b> (rank)	126 (LL 22)
Extent of disclosure index (0-10)	1
Extent of director liability index (0-10)	5
Ease of shareholder suits index (0-10)	6
Strength of investor protection index (0-10)	4.0

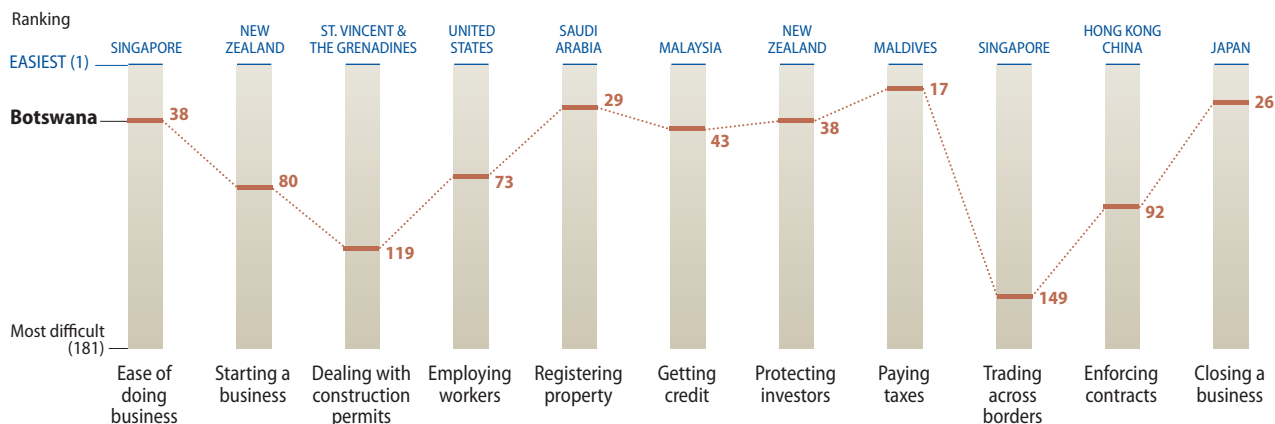
<b>Paying taxes</b> (rank)	176 (LL 36)
Payments (number per year)	41
Time (hours per year)	1,080
Total tax rate (% of profit)	78.1

<b>Trading across borders</b> (rank)	117 (LL 9)
Documents to export (number)	8
Time to export (days)	19
Cost to export (US\$ per container)	1,425
Documents to import (number)	7
Time to import (days)	23
Cost to import (US\$ per container)	1,747

<b>Enforcing contracts</b> (rank)	133 (LL 31)
Procedures (number)	40
Time (days)	591
Cost (% of claim)	33.2

<b>Closing a business</b> (rank)	59 (LL 9)
Time (years)	1.8
Cost (% of estate)	15
Recovery rate (cents on the dollar)	37.3

## COUNTRY PROFILE

**Botswana****BOTSWANA**

Sub-Saharan Africa

Upper middle income

Ease of doing business (rank) 38 (LL 5)

GNI per capita (US\$) 5,840

Population (millions) 1.9

**Starting a business** (rank) 80 (LL 17)

Procedures (number) 10

Time (days) 78

Cost (% of income per capita) 2.3

Minimum capital (% of income per capita) 0.0

**Protecting investors** (rank) 38 (LL 4)

Extent of disclosure index (0-10) 7

Extent of director liability index (0-10) 8

Ease of shareholder suits index (0-10) 3

Strength of investor protection index (0-10) 6.0

**Dealing with construction permits** (rank) 119 (LL 22)

Procedures (number) 24

Time (days) 167

Cost (% of income per capita) 311.9

**Paying taxes** (rank) 17 (LL 2)

Payments (number per year) 19

Time (hours per year) 140

Total tax rate (% of profit) 17.1

**Employing workers** (rank) 73 (LL 16)

Difficulty of hiring index (0-100) 0

Rigidity of hours index (0-100) 20

Difficulty of firing index (0-100) 40

Rigidity of employment index (0-100) 20

Firing cost (weeks of salary) 90

**Trading across borders** (rank) 149 (LL 16)

Documents to export (number) 6

Time to export (days) 31

Cost to export (US\$ per container) 2,508

Documents to import (number) 9

Time to import (days) 42

Cost to import (US\$ per container) 3,064

**Registering property** (rank) 29 (LL 9)

Procedures (number) 4

Time (days) 11

Cost (% of property value) 5.0

**Enforcing contracts** (rank) 92 (LL 21)

Procedures (number) 29

Time (days) 987

Cost (% of claim) 28.1

**Getting credit** (rank) 43 (LL 9)

Strength of legal rights index (0-10) 7

Depth of credit information index (0-6) 4

Public registry coverage (% of adults) 0.0

Private bureau coverage (% of adults) 52.9

**Closing a business** (rank) 26 (LL 2)

Time (years) 1.7

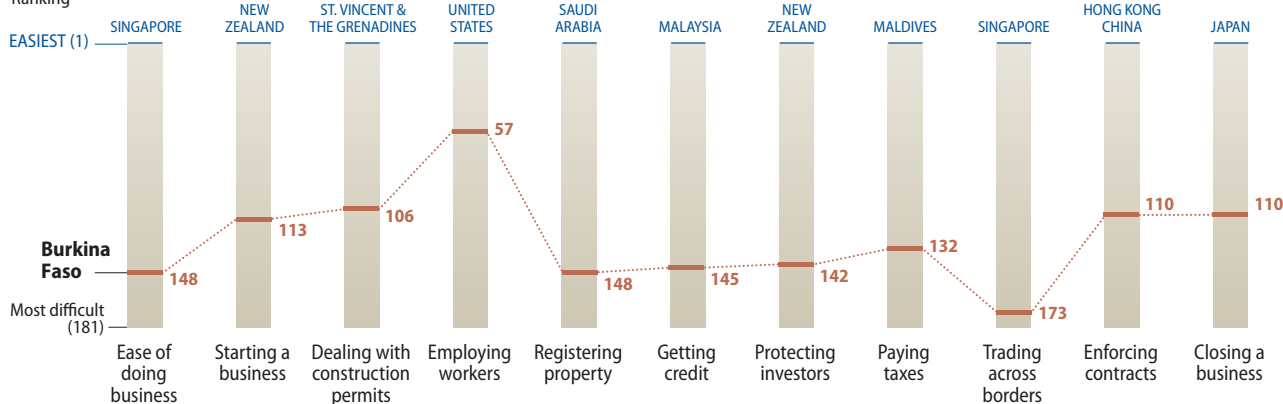
Cost (% of estate) 15

Recovery rate (cents on the dollar) 60.3

## COUNTRY PROFILE

**Burkina Faso**

Ranking

**BURKINA FASO**

Sub-Saharan Africa

Low income

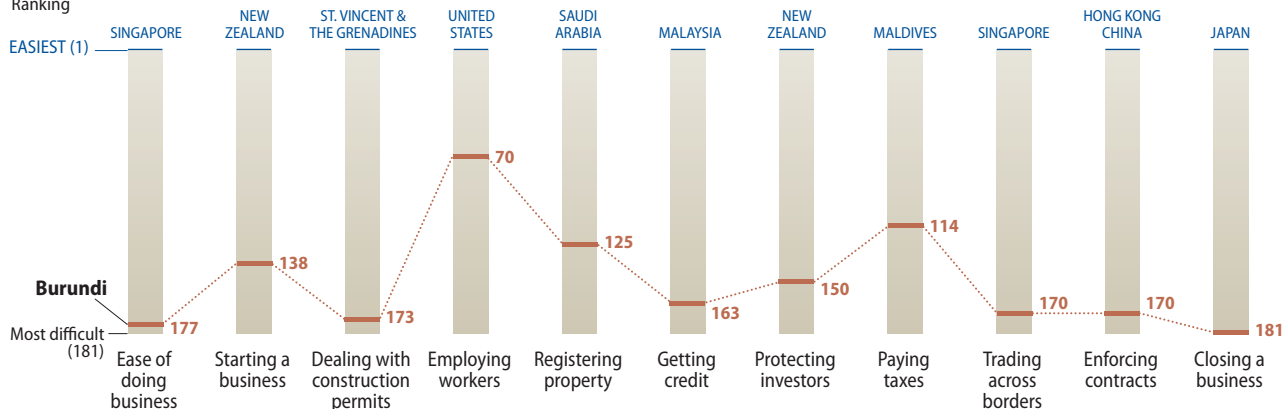
Ease of doing business (rank)	148 (LL 28)
GNI per capita (US\$)	430
Population (millions)	14.8

<b>Starting a business</b> (rank)	113 (LL 25)	<b>Protecting investors</b> (rank)	142 (LL 28)
Procedures (number)	5	Extent of disclosure index (0-10)	6
Time (days)	16	Extent of director liability index (0-10)	1
Cost (% of income per capita)	62.3	Ease of shareholder suits index (0-10)	4
Minimum capital (% of income per capita)	458.8	Strength of investor protection index (0-10)	3.7
<b>Dealing with construction permits</b> (rank)	106 (LL 18)	<b>Paying taxes</b> (rank)	132 (LL 29)
Procedures (number)	15	Payments (number per year)	45
Time (days)	214	Time (hours per year)	270
Cost (% of income per capita)	577.9	Total tax rate (% of profit)	44.6
<b>Employing workers</b> (rank)	57 (LL 11)	<b>Trading across borders</b> (rank)	173 (LL 32)
Difficulty of hiring index (0-100)	33	Documents to export (number)	11
Rigidity of hours index (0-100)	20	Time to export (days)	45
Difficulty of firing index (0-100)	10	Cost to export (US\$ per container)	2,132
Rigidity of employment index (0-100)	21	Documents to import (number)	11
Firing cost (weeks of salary)	34	Time to import (days)	54
<b>Registering property</b> (rank)	148 (LL 33)	Cost to import (US\$ per container)	3,630
Procedures (number)	6	<b>Enforcing contracts</b> (rank)	110 (LL 26)
Time (days)	136	Procedures (number)	37
Cost (% of property value)	10.2	Time (days)	446
<b>Getting credit</b> (rank)	145 (LL 29)	Cost (% of claim)	107.4
Strength of legal rights index (0-10)	3	<b>Closing a business</b> (rank)	110 (LL 22)
Depth of credit information index (0-6)	1	Time (years)	4.0
Public registry coverage (% of adults)	1.9	Cost (% of estate)	9
Private bureau coverage (% of adults)	0.0	Recovery rate (cents on the dollar)	21.7

## COUNTRY PROFILE

**Burundi**

Ranking



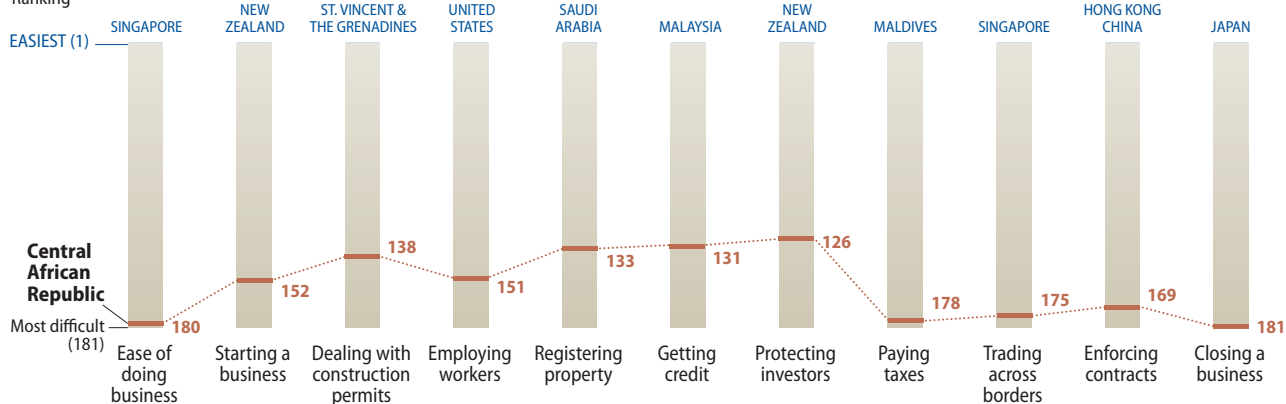
<b>BURUNDI</b>	Ease of doing business (rank)	117 (LL 37)
Sub-Saharan Africa	GNI per capita (US\$)	110
Low income	Population (millions)	8.5

<b>Starting a business</b> (rank)	138 (LL 30)	<b>Protecting investors</b> (rank)	150 (LL 30)
Procedures (number)	11	Extent of disclosure index (0-10)	4
Time (days)	43	Extent of director liability index (0-10)	1
Cost (% of income per capita)	215.0	Ease of shareholder suits index (0-10)	5
Minimum capital (% of income per capita)	0.0	Strength of investor protection index (0-10)	3.3
<b>Dealing with construction permits</b> (rank)	173 (LL 35)	<b>Paying taxes</b> (rank)	114 (LL 22)
Procedures (number)	20	Payments (number per year)	32
Time (days)	384	Time (hours per year)	140
Cost (% of income per capita)	8,515.8	Total tax rate (% of profit)	278.7
<b>Employing workers</b> (rank)	70 (LL 14)	<b>Trading across borders</b> (rank)	170 (LL 30)
Difficulty of hiring index (0-100)	0	Documents to export (number)	9
Rigidity of hours index (0-100)	60	Time to export (days)	47
Difficulty of firing index (0-100)	30	Cost to export (US\$ per container)	2,147
Rigidity of employment index (0-100)	30	Documents to import (number)	10
Firing cost (weeks of salary)	26	Time to import (days)	71
<b>Registering property</b> (rank)	125 (LL 27)	Cost to import (US\$ per container)	3,705
Procedures (number)	5	<b>Enforcing contracts</b> (rank)	170 (LL 38)
Time (days)	94	Procedures (number)	44
Cost (% of property value)	10.7	Time (days)	832
<b>Getting credit</b> (rank)	163 (LL 35)	Cost (% of claim)	38.6
Strength of legal rights index (0-10)	2	<b>Closing a business</b> (rank)	181 (LL 38)
Depth of credit information index (0-6)	1	Time (years)	NO PRACTICE
Public registry coverage (% of adults)	0.3	Cost (% of estate)	NO PRACTICE
Private bureau coverage (% of adults)	0.0	Recovery rate (cents on the dollar)	0.0

## COUNTRY PROFILE

**Central African Republic**

Ranking

**CENTRAL AFRICAN REPUBLIC**

Sub-Saharan Africa

Low income

Ease of doing business (rank)	180 (LL 38)
GNI per capita (US\$)	380
Population (millions)	4.3

<b>Starting a business</b> (rank)	152 (LL 31)
Procedures (number)	10
Time (days)	14
Cost (% of income per capita)	232.3
Minimum capital (% of income per capita)	513.9

<b>Dealing with construction permits</b> (rank)	138 (LL 24)
Procedures (number)	21
Time (days)	239
Cost (% of income per capita)	278.9

<b>Employing workers</b> (rank)	151 (LL 34)
Difficulty of hiring index (0-100)	72
Rigidity of hours index (0-100)	60
Difficulty of firing index (0-100)	50
Rigidity of employment index (0-100)	61
Firing cost (weeks of salary)	22

<b>Registering property</b> (rank)	133 (LL 31)
Procedures (number)	5
Time (days)	75
Cost (% of property value)	18.6

<b>Getting credit</b> (rank)	131 (LL 28)
Strength of legal rights index (0-10)	3
Depth of credit information index (0-6)	2
Public registry coverage (% of adults)	1.2
Private bureau coverage (% of adults)	0.0

<b>Protecting investors</b> (rank)	126 (LL 22)
Extent of disclosure index (0-10)	6
Extent of director liability index (0-10)	1
Ease of shareholder suits index (0-10)	5
Strength of investor protection index (0-10)	4.0

<b>Paying taxes</b> (rank)	178 (LL 37)
Payments (number per year)	54
Time (hours per year)	504
Total tax rate (% of profit)	203.8

<b>Trading across borders</b> (rank)	175 (LL 34)
Documents to export (number)	8
Time to export (days)	57
Cost to export (US\$ per container)	5,121
Documents to import (number)	18
Time to import (days)	66
Cost to import (US\$ per container)	5,074

<b>Enforcing contracts</b> (rank)	169 (LL 37)
Procedures (number)	43
Time (days)	660
Cost (% of claim)	82.0

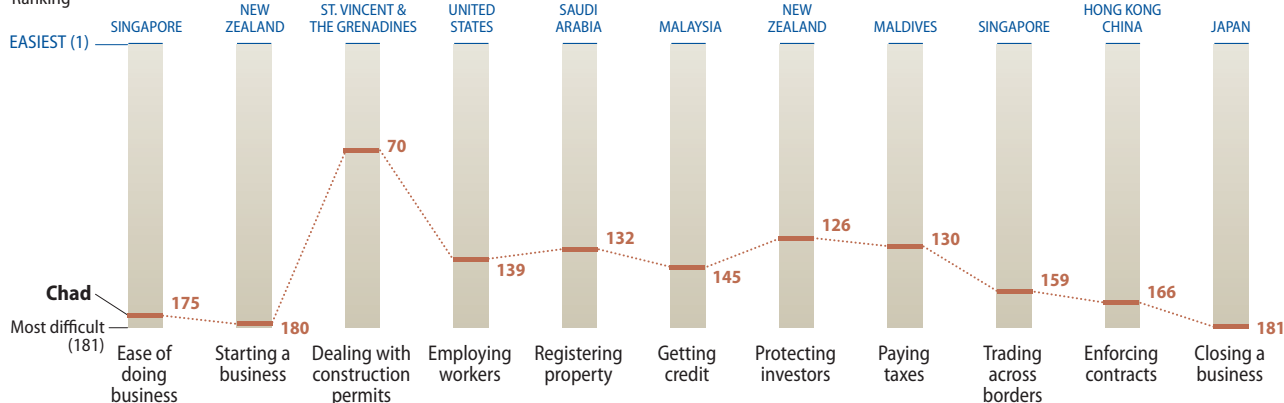
<b>Closing a business</b> (rank)	181 (LL 38)
Time (years)	4.8
Cost (% of estate)	76
Recovery rate (cents on the dollar)	0.0



## COUNTRY PROFILE

**Chad**

Ranking

**CHAD**

Sub-Saharan Africa

Low income

Ease of doing business (rank) 175 (LL 36)

GNI per capita (US\$) 540

Population (millions) 10.8

**Starting a business** (rank)

180 (LL 38)

Procedures (number)

19

Time (days)

75

Cost (% of income per capita)

175.0

Minimum capital (% of income per capita)

365.1

**Protecting investors** (rank)

126 (LL 22)

Extent of disclosure index (0-10)

6

Extent of director liability index (0-10)

1

Ease of shareholder suits index (0-10)

5

Strength of investor protection index (0-10)

4.0

**Dealing with construction permits** (rank) 70 (LL 10)

Procedures (number)

9

Time (days)

181

Cost (% of income per capita)

974.7

**Paying taxes** (rank)

130 (LL 28)

Payments (number per year)

54

Time (hours per year)

122

Total tax rate (% of profit)

60.5

**Employing workers** (rank)

139 (LL 32)

Difficulty of hiring index (0-100)

39

Rigidity of hours index (0-100)

60

Difficulty of firing index (0-100)

40

Rigidity of employment index (0-100)

46

Firing cost (weeks of salary)

36

**Trading across borders** (rank)

159 (LL 23)

Documents to export (number)

6

Time to export (days)

78

Cost to export (US\$ per container)

5,367

Documents to import (number)

9

Time to import (days)

102

Cost to import (US\$ per container)

6,020

**Registering property** (rank)

132 (LL 30)

Procedures (number)

6

Time (days)

44

Cost (% of property value)

22.7

**Enforcing contracts** (rank)

166 (LL 36)

Procedures (number)

41

Time (days)

743

Cost (% of claim)

77.4

**Getting credit** (rank)

145 (LL 29)

Strength of legal rights index (0-10)

3

Depth of credit information index (0-6)

1

Public registry coverage (% of adults)

0.6

Private bureau coverage (% of adults)

0.0

**Closing a business** (rank)

181 (LL 38)

Time (years)

NO PRACTICE

Cost (% of estate)

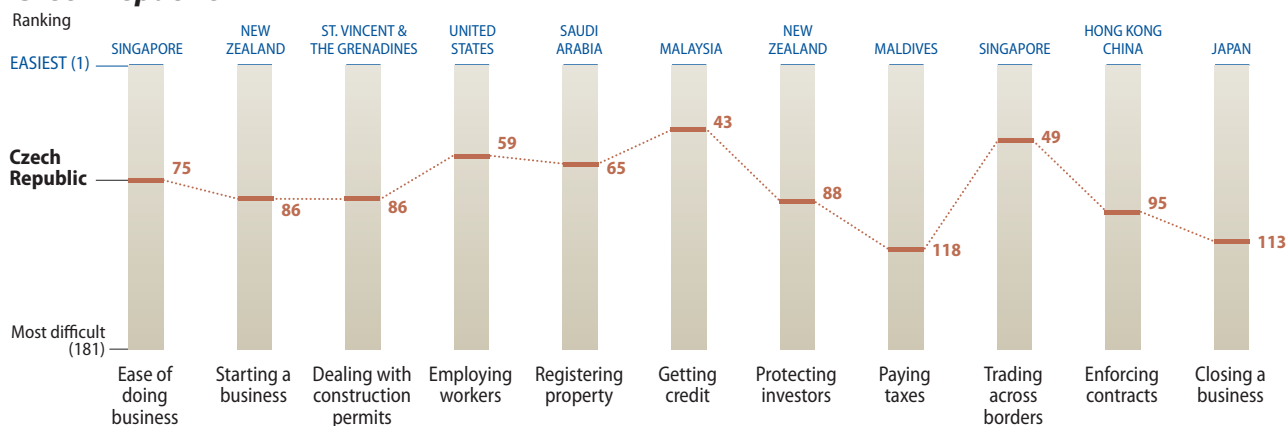
NO PRACTICE

Recovery rate (cents on the dollar)

0.0

## COUNTRY PROFILE

## Czech Republic



## CZECH REPUBLIC

OECD: High Income

High income

Ease of doing business (rank) 75 (LL 13)

GNI per capita (US\$) 14,450

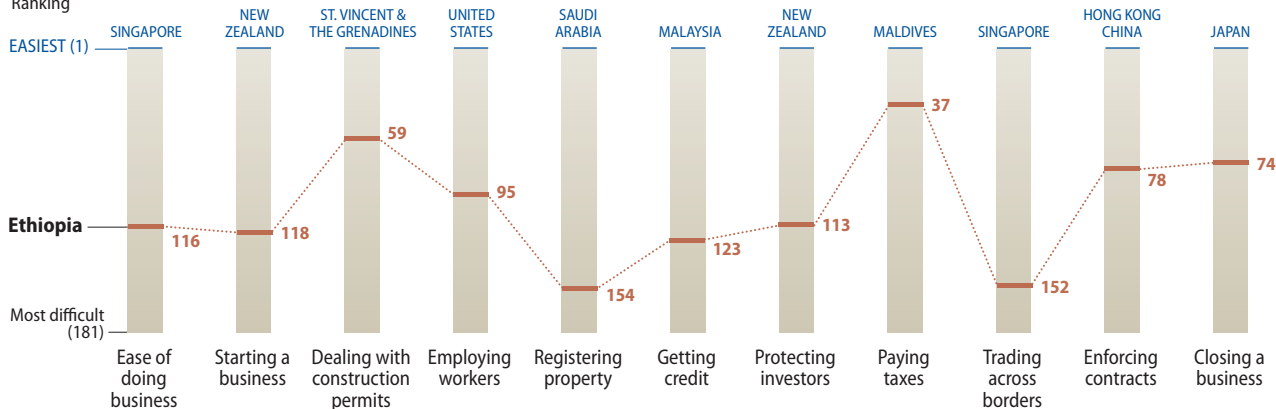
Population (millions) 10.3

<b>Starting a business</b> (rank)	86 (LL 19)	<b>Protecting investors</b> (rank)	88 (LL 11)
Procedures (number)	8	Extent of disclosure index (0-10)	2
Time (days)	15	Extent of director liability index (0-10)	5
Cost (% of income per capita)	9.6	Ease of shareholder suits index (0-10)	8
Minimum capital (% of income per capita)	31.8	Strength of investor protection index (0-10)	5.0
<b>Dealing with construction permits</b> (rank)	86 (LL 12)	<b>Paying taxes</b> (rank)	118 (LL 23)
Procedures (number)	36	Payments (number per year)	12
Time (days)	180	Time (hours per year)	930
Cost (% of income per capita)	16.9	Total tax rate (% of profit)	48.6
<b>Employing workers</b> (rank)	59 (LL 12)	<b>Trading across borders</b> (rank)	49 (LL 4)
Difficulty of hiring index (0-100)	33	Documents to export (number)	4
Rigidity of hours index (0-100)	40	Time to export (days)	17
Difficulty of firing index (0-100)	10	Cost to export (US\$ per container)	985
Rigidity of employment index (0-100)	28	Documents to import (number)	7
Firing cost (weeks of salary)	22	Time to import (days)	20
<b>Registering property</b> (rank)	65 (LL 17)	Cost to import (US\$ per container)	1,087
Procedures (number)	4	<b>Enforcing contracts</b> (rank)	95 (LL 22)
Time (days)	123	Procedures (number)	27
Cost (% of property value)	3.0	Time (days)	820
<b>Getting credit</b> (rank)	43 (LL 9)	Cost (% of claim)	33.0
Strength of legal rights index (0-10)	6	<b>Closing a business</b> (rank)	113 (LL 23)
Depth of credit information index (0-6)	5	Time (years)	6.5
Public registry coverage (% of adults)	4.6	Cost (% of estate)	15
Private bureau coverage (% of adults)	65.2	Recovery rate (cents on the dollar)	20.9

## COUNTRY PROFILE

**Ethiopia**

Ranking

**ETHIOPIA**

Sub-Saharan Africa

Low income

Ease of doing business (rank) 116 (LL 21)

GNI per capita (US\$) 220

Population (millions) 79.1

**Starting a business** (rank) 118 (LL 26)

Procedures (number) 7

Time (days) 16

Cost (% of income per capita) 29.8

Minimum capital (% of income per capita) 693.6

**Dealing with construction permits** (rank) 59 (LL 8)

Procedures (number) 12

Time (days) 128

Cost (% of income per capita) 790.7

**Employing workers** (rank) 95 (LL 25)

Difficulty of hiring index (0-100) 33

Rigidity of hours index (0-100) 40

Difficulty of firing index (0-100) 30

Rigidity of employment index (0-100) 34

Firing cost (weeks of salary) 40

**Registering property** (rank) 154 (LL 35)

Procedures (number) 13

Time (days) 43

Cost (% of property value) 7.1

**Getting credit** (rank) 123 (LL 26)

Strength of legal rights index (0-10) 4

Depth of credit information index (0-6) 2

Public registry coverage (% of adults) 0.1

Private bureau coverage (% of adults) 0.0

**Protecting investors** (rank) 113 (LL 17)

Extent of disclosure index (0-10) 4

Extent of director liability index (0-10) 4

Ease of shareholder suits index (0-10) 5

Strength of investor protection index (0-10) 4.3

**Paying taxes** (rank) 37 (LL 5)

Payments (number per year) 20

Time (hours per year) 198

Total tax rate (% of profit) 31.1

**Trading across borders** (rank) 152 (LL 18)

Documents to export (number) 8

Time to export (days) 46

Cost to export (US\$ per container) 2,087

Documents to import (number) 8

Time to import (days) 42

Cost to import (US\$ per container) 2,893

**Enforcing contracts** (rank) 78 (LL 19)

Procedures (number) 39

Time (days) 690

Cost (% of claim) 15.2

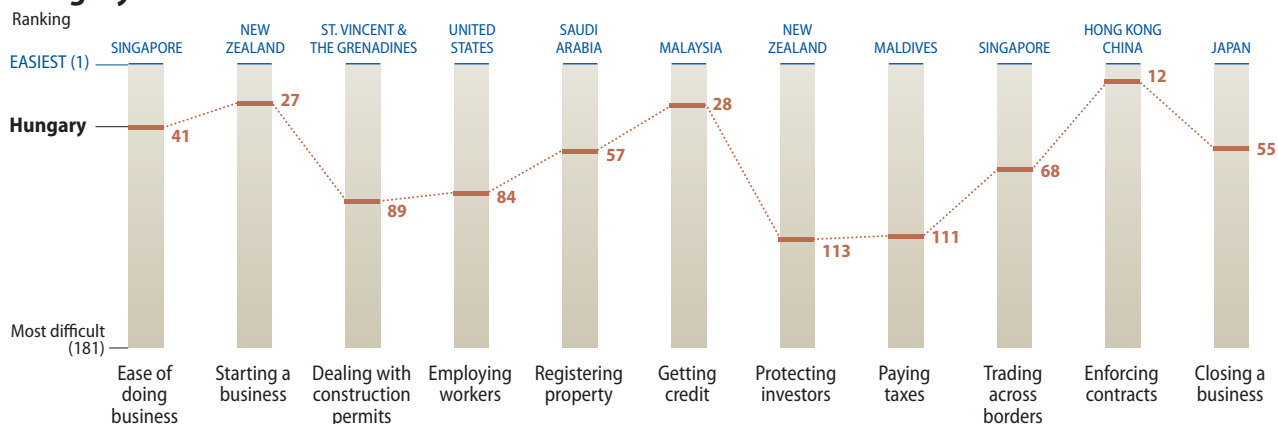
**Closing a business** (rank) 74 (LL 13)

Time (years) 3.0

Cost (% of estate) 15

Recovery rate (cents on the dollar) 32.2

## COUNTRY PROFILE

**Hungary****HUNGARY**

OECD: High Income

High income

Ease of doing business (rank) 41 (LL 6)

GNI per capita (US\$) 11,570

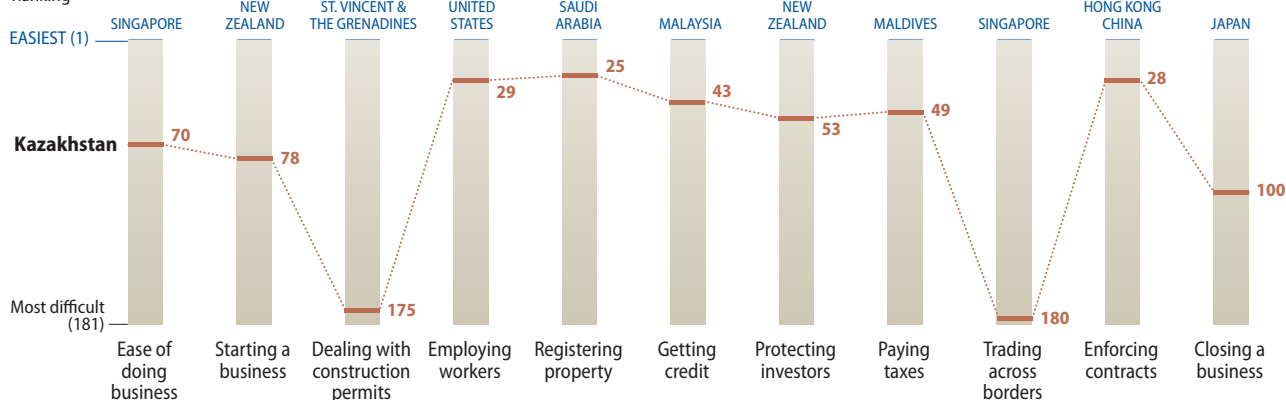
Population (millions) 10.1

<b>Starting a business</b> (rank)	27 (LL 4)	<b>Protecting investors</b> (rank)	113 (LL 17)
Procedures (number)	4	Extent of disclosure index (0-10)	2
Time (days)	5	Extent of director liability index (0-10)	4
Cost (% of income per capita)	8.4	Ease of shareholder suits index (0-10)	7
Minimum capital (% of income per capita)	10.8	Strength of investor protection index (0-10)	4.3
<b>Dealing with construction permits</b> (rank)	89 (LL 13)	<b>Paying taxes</b> (rank)	111 (LL 20)
Procedures (number)	31	Payments (number per year)	14
Time (days)	204	Time (hours per year)	330
Cost (% of income per capita)	10.3	Total tax rate (% of profit)	57.5
<b>Employing workers</b> (rank)	84 (LL 20)	<b>Trading across borders</b> (rank)	68 (LL 7)
Difficulty of hiring index (0-100)	0	Documents to export (number)	5
Rigidity of hours index (0-100)	80	Time to export (days)	18
Difficulty of firing index (0-100)	10	Cost to export (US\$ per container)	1,300
Rigidity of employment index (0-100)	30	Documents to import (number)	7
Firing cost (weeks of salary)	35	Time to import (days)	17
<b>Registering property</b> (rank)	57 (LL 15)	Cost to import (US\$ per container)	1,290
Procedures (number)	4	<b>Enforcing contracts</b> (rank)	12 (LL 2)
Time (days)	17	Procedures (number)	33
Cost (% of property value)	11.0	Time (days)	335
<b>Getting credit</b> (rank)	28 (LL 5)	Cost (% of claim)	13.0
Strength of legal rights index (0-10)	7	<b>Closing a business</b> (rank)	55 (LL 8)
Depth of credit information index (0-6)	5	Time (years)	2.0
Public registry coverage (% of adults)	0.0	Cost (% of estate)	15
Private bureau coverage (% of adults)	10.0	Recovery rate (cents on the dollar)	38.4

## COUNTRY PROFILE

**Kazakhstan**

Ranking

**KAZAKHSTAN**

Eastern Europe &amp; Central Asia

Upper middle income

Ease of doing business (rank) 70 (LL 11)

GNI per capita (US\$) 5,060

Population (millions) 15.5

**Starting a business** (rank) 78 (LL 16)

Procedures (number) 8

Time (days) 21

Cost (% of income per capita) 5.2

Minimum capital (% of income per capita) 15.9

**Dealing with construction permits** (rank) 175 (LL 37)

Procedures (number) 38

Time (days) 231

Cost (% of income per capita) 1,431.8

**Employing workers** (rank) 29 (LL 5)

Difficulty of hiring index (0-100) 0

Rigidity of hours index (0-100) 40

Difficulty of firing index (0-100) 30

Rigidity of employment index (0-100) 23

Firing cost (weeks of salary) 9

**Registering property** (rank) 25 (LL 7)

Procedures (number) 5

Time (days) 40

Cost (% of property value) 0.1

**Getting credit** (rank) 43 (LL 9)

Strength of legal rights index (0-10) 5

Depth of credit information index (0-6) 6

Public registry coverage (% of adults) 0.0

Private bureau coverage (% of adults) 25.6

**Protecting investors** (rank) 53 (LL 5)

Extent of disclosure index (0-10) 7

Extent of director liability index (0-10) 1

Ease of shareholder suits index (0-10) 9

Strength of investor protection index (0-10) 5.7

**Paying taxes** (rank) 49 (LL 7)

Payments (number per year) 9

Time (hours per year) 271

Total tax rate (% of profit) 36.4

**Trading across borders** (rank) 180 (LL 37)

Documents to export (number) 11

Time to export (days) 89

Cost to export (US\$ per container) 3,005

Documents to import (number) 13

Time to import (days) 76

Cost to import (US\$ per container) 3,055

**Enforcing contracts** (rank) 28 (LL 8)

Procedures (number) 38

Time (days) 230

Cost (% of claim) 22.0

**Closing a business** (rank) 100 (LL 19)

Time (years) 3.3

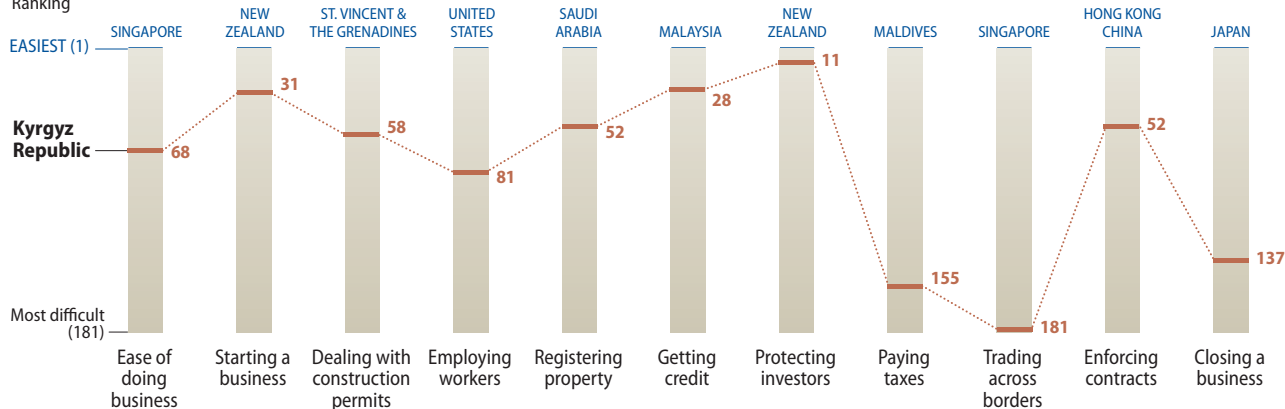
Cost (% of estate) 18

Recovery rate (cents on the dollar) 25.3

## COUNTRY PROFILE

**Kyrgyz Republic**

Ranking

**KYRGYZ REPUBLIC**

Eastern Europe &amp; Central Asia

Low income

Ease of doing business (rank) 68 (LL 10)

GNI per capita (US\$) 590

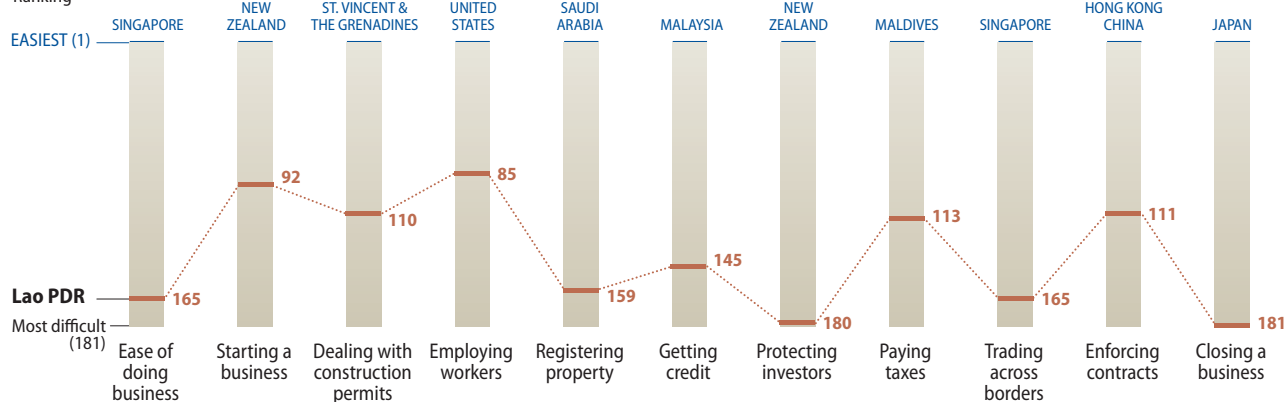
Population (millions) 5.2

<b>Starting a business</b> (rank)	31 (LL 5)	<b>Protecting investors</b> (rank)	11 (LL 1)
Procedures (number)	4	Extent of disclosure index (0-10)	9
Time (days)	15	Extent of director liability index (0-10)	5
Cost (% of income per capita)	7.4	Ease of shareholder suits index (0-10)	9
Minimum capital (% of income per capita)	0.4	Strength of investor protection index (0-10)	7.7
<b>Dealing with construction permits</b> (rank)	58 (LL 7)	<b>Paying taxes</b> (rank)	155 (LL 31)
Procedures (number)	13	Payments (number per year)	75
Time (days)	159	Time (hours per year)	202
Cost (% of income per capita)	405.7	Total tax rate (% of profit)	61.4
<b>Employing workers</b> (rank)	81 (LL 18)	<b>Trading across borders</b> (rank)	181 (LL 38)
Difficulty of hiring index (0-100)	33	Documents to export (number)	13
Rigidity of hours index (0-100)	40	Time to export (days)	64
Difficulty of firing index (0-100)	40	Cost to export (US\$ per container)	3,000
Rigidity of employment index (0-100)	38	Documents to import (number)	13
Firing cost (weeks of salary)	17	Time to import (days)	75
<b>Registering property</b> (rank)	52 (LL 14)	Cost to import (US\$ per container)	3,250
Procedures (number)	7	<b>Enforcing contracts</b> (rank)	52 (LL 15)
Time (days)	8	Procedures (number)	39
Cost (% of property value)	3.9	Time (days)	177
<b>Getting credit</b> (rank)	28 (LL 5)	Cost (% of claim)	29.0
Strength of legal rights index (0-10)	7	<b>Closing a business</b> (rank)	137 (LL 29)
Depth of credit information index (0-6)	5	Time (years)	4.0
Public registry coverage (% of adults)	0.0	Cost (% of estate)	15
Private bureau coverage (% of adults)	3.7	Recovery rate (cents on the dollar)	14.2

## COUNTRY PROFILE

**Lao PDR**

Ranking

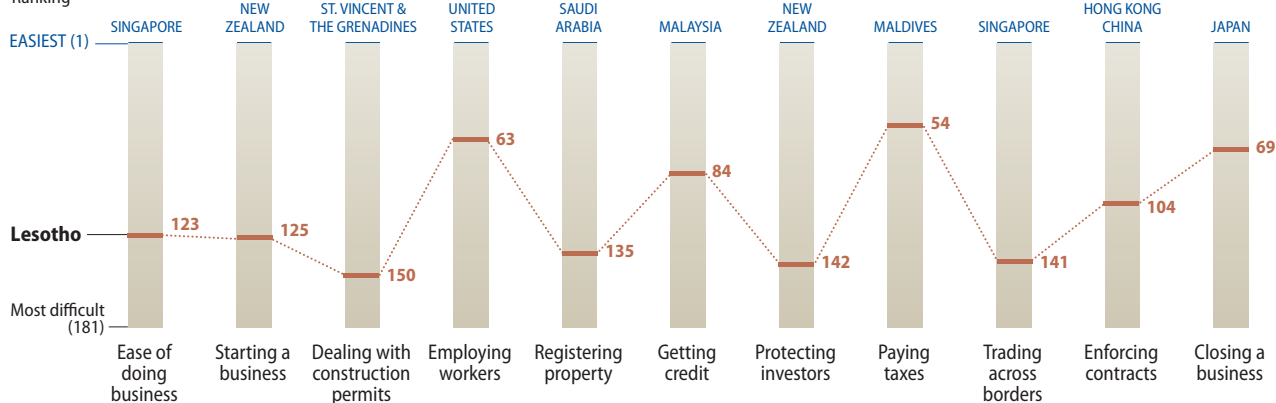


<b>LAO PDR</b>		Ease of doing business (rank)	
East Asia & Pacific		165 (LL 33)	
Low income		GNI per capita (US\$)	
		580	
		Population (millions)	
		5.9	
<b>Starting a business</b> (rank)	92 (LL 21)	<b>Protecting investors</b> (rank)	180 (LL 37)
Procedures (number)	8	Extent of disclosure index (0-10)	0
Time (days)	103	Extent of director liability index (0-10)	3
Cost (% of income per capita)	14.1	Ease of shareholder suits index (0-10)	2
Minimum capital (% of income per capita)	0.0	Strength of investor protection index (0-10)	1.7
<b>Dealing with construction permits</b> (rank)	110 (LL 20)	<b>Paying taxes</b> (rank)	113 (LL 21)
Procedures (number)	24	Payments (number per year)	34
Time (days)	172	Time (hours per year)	560
Cost (% of income per capita)	172.1	Total tax rate (% of profit)	33.7
<b>Employing workers</b> (rank)	85 (LL 21)	<b>Trading across borders</b> (rank)	165 (LL 25)
Difficulty of hiring index (0-100)	11	Documents to export (number)	9
Rigidity of hours index (0-100)	40	Time to export (days)	50
Difficulty of firing index (0-100)	50	Cost to export (US\$ per container)	1,860
Rigidity of employment index (0-100)	34	Documents to import (number)	10
Firing cost (weeks of salary)	19	Time to import (days)	50
		Cost to import (US\$ per container)	2,040
<b>Registering property</b> (rank)	159 (LL 36)	<b>Enforcing contracts</b> (rank)	111 (LL 27)
Procedures (number)	9	Procedures (number)	42
Time (days)	135	Time (days)	443
Cost (% of property value)	4.1	Cost (% of claim)	31.6
<b>Getting credit</b> (rank)	145 (LL 29)	<b>Closing a business</b> (rank)	181 (LL 38)
Strength of legal rights index (0-10)	4	Time (years)	NO PRACTICE
Depth of credit information index (0-6)	0	Cost (% of estate)	NO PRACTICE
Public registry coverage (% of adults)	0.0	Recovery rate (cents on the dollar)	0.0
Private bureau coverage (% of adults)	0.0		

## COUNTRY PROFILE

## Lesotho

Ranking



## LESOTHO

Sub-Saharan Africa

Lower middle income

Ease of doing business (rank)	123 (LL 23)
GNI per capita (US\$)	1,000
Population (millions)	2.0

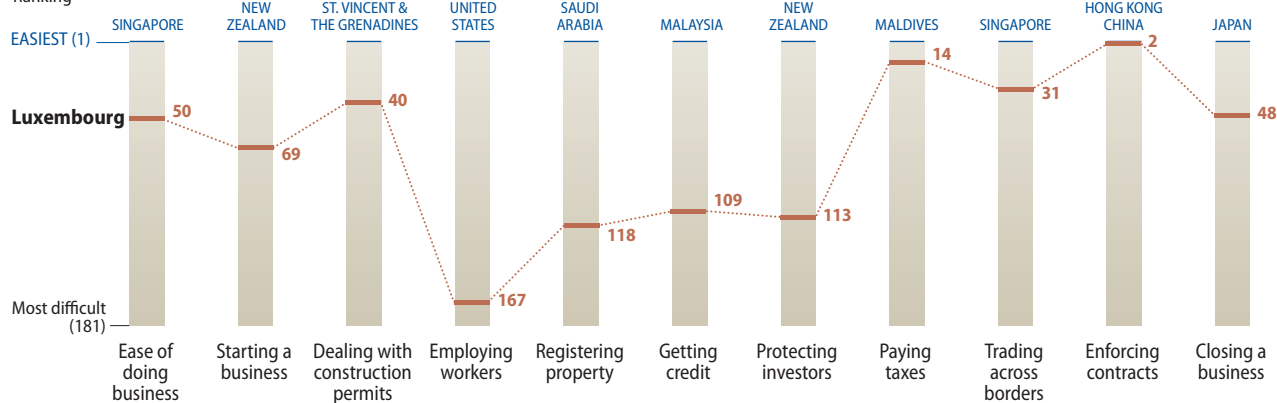
<b>Starting a business</b> (rank)	125 (LL 28)	<b>Protecting investors</b> (rank)	142 (LL 28)
Procedures (number)	7	Extent of disclosure index (0-10)	2
Time (days)	40	Extent of director liability index (0-10)	1
Cost (% of income per capita)	37.8	Ease of shareholder suits index (0-10)	8
Minimum capital (% of income per capita)	14.5	Strength of investor protection index (0-10)	3.7
<b>Dealing with construction permits</b> (rank)	150 (LL 28)	<b>Paying taxes</b> (rank)	54 (LL 10)
Procedures (number)	15	Payments (number per year)	21
Time (days)	601	Time (hours per year)	324
Cost (% of income per capita)	817.1	Total tax rate (% of profit)	18.0
<b>Employing workers</b> (rank)	63 (LL 13)	<b>Trading across borders</b> (rank)	141 (LL 13)
Difficulty of hiring index (0-100)	22	Documents to export (number)	6
Rigidity of hours index (0-100)	40	Time to export (days)	44
Difficulty of firing index (0-100)	0	Cost to export (US\$ per container)	1,549
Rigidity of employment index (0-100)	21	Documents to import (number)	8
Firing cost (weeks of salary)	44	Time to import (days)	49
<b>Registering property</b> (rank)	135 (LL 32)	Cost to import (US\$ per container)	1,715
Procedures (number)	6	<b>Enforcing contracts</b> (rank)	104 (LL 25)
Time (days)	101	Procedures (number)	41
Cost (% of property value)	8.2	Time (days)	695
<b>Getting credit</b> (rank)	84 (LL 17)	Cost (% of claim)	19.5
Strength of legal rights index (0-10)	8	<b>Closing a business</b> (rank)	69 (LL 11)
Depth of credit information index (0-6)	0	Time (years)	2.6
Public registry coverage (% of adults)	0.0	Cost (% of estate)	8
Private bureau coverage (% of adults)	0.0	Recovery rate (cents on the dollar)	33.9



## COUNTRY PROFILE

**Luxembourg**

Ranking

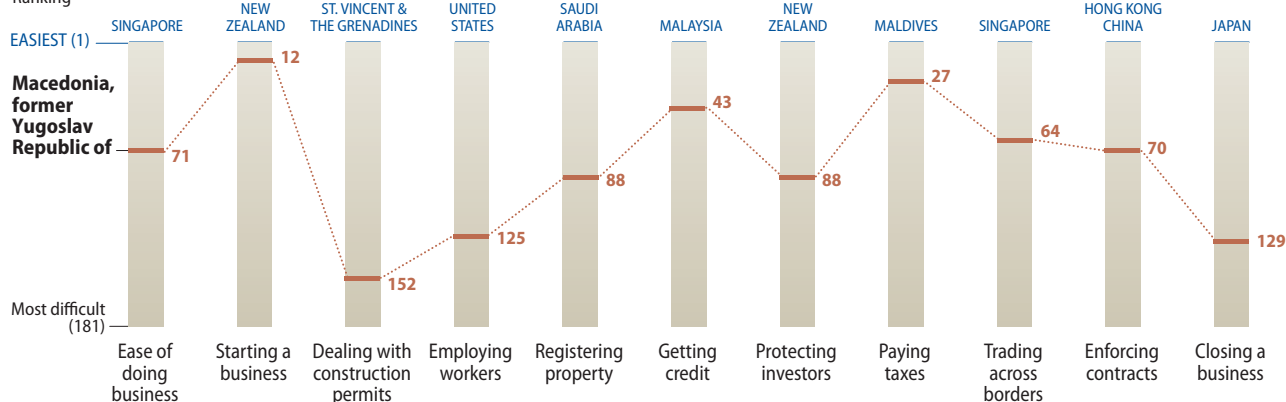


<b>LUXEMBOURG</b>		Ease of doing business (rank)	50 (LL 8)
OECD: High Income		GNI per capita (US\$)	75,880
High income		Population (millions)	0.5
<b>Starting a business</b> (rank)	69 (LL 12)	<b>Protecting investors</b> (rank)	113 (LL 17)
Procedures (number)	6	Extent of disclosure index (0-10)	6
Time (days)	26	Extent of director liability index (0-10)	4
Cost (% of income per capita)	6.5	Ease of shareholder suits index (0-10)	3
Minimum capital (% of income per capita)	21.3	Strength of investor protection index (0-10)	4.3
<b>Dealing with construction permits</b> (rank)	40 (LL 3)	<b>Paying taxes</b> (rank)	14 (LL 1)
Procedures (number)	13	Payments (number per year)	22
Time (days)	217	Time (hours per year)	59
Cost (% of income per capita)	20.0	Total tax rate (% of profit)	21.0
<b>Employing workers</b> (rank)	167 (LL 36)	<b>Trading across borders</b> (rank)	31 (LL 2)
Difficulty of hiring index (0-100)	67	Documents to export (number)	5
Rigidity of hours index (0-100)	80	Time to export (days)	6
Difficulty of firing index (0-100)	40	Cost to export (US\$ per container)	1,420
Rigidity of employment index (0-100)	62	Documents to import (number)	4
Firing cost (weeks of salary)	39	Time to import (days)	6
<b>Registering property</b> (rank)	118 (LL 26)	Cost to import (US\$ per container)	1,420
Procedures (number)	8	<b>Enforcing contracts</b> (rank)	2 (LL 1)
Time (days)	29	Procedures (number)	26
Cost (% of property value)	10.3	Time (days)	321
<b>Getting credit</b> (rank)	109 (LL 21)	Cost (% of claim)	8.8
Strength of legal rights index (0-10)	7	<b>Closing a business</b> (rank)	48 (LL 6)
Depth of credit information index (0-6)	0	Time (years)	2.0
Public registry coverage (% of adults)	0.0	Cost (% of estate)	15
Private bureau coverage (% of adults)	0.0	Recovery rate (cents on the dollar)	41.7

## COUNTRY PROFILE

**Macedonia, former Yugoslav Republic of**

Ranking

**MACEDONIA, FORMER YUGOSLAV REPUBLIC OF**

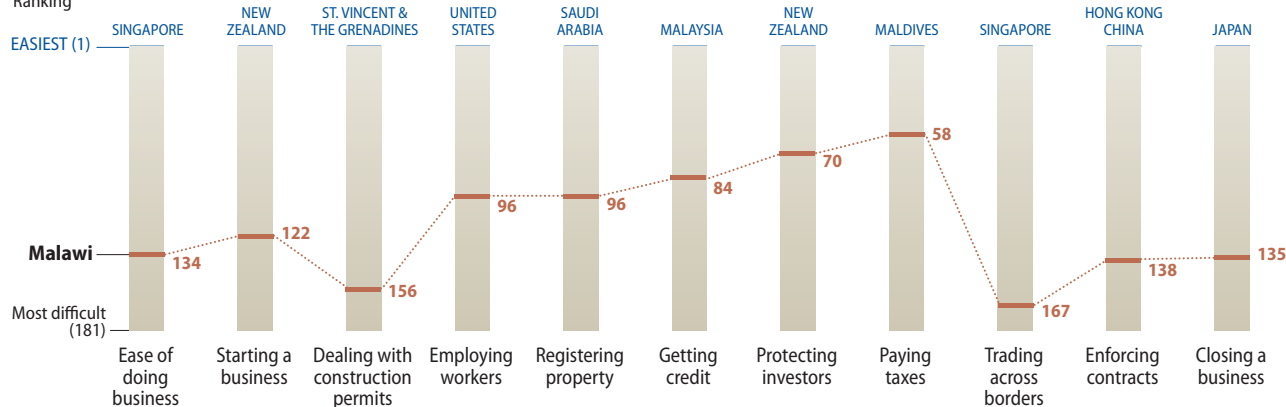
Eastern Europe & Central Asia	Ease of doing business (rank)	71 (LL 12)
Lower middle income	GNI per capita (US\$)	3,460
	Population (millions)	2.0

<b>Starting a business</b> (rank)	12 (LL 1)	<b>Protecting investors</b> (rank)	88 (LL 11)
Procedures (number)	7	Extent of disclosure index (0-10)	5
Time (days)	9	Extent of director liability index (0-10)	6
Cost (% of income per capita)	3.8	Ease of shareholder suits index (0-10)	4
Minimum capital (% of income per capita)	0.0	Strength of investor protection index (0-10)	5.0
<b>Dealing with construction permits</b> (rank)	152 (LL 29)	<b>Paying taxes</b> (rank)	27 (LL 4)
Procedures (number)	21	Payments (number per year)	40
Time (days)	198	Time (hours per year)	75
Cost (% of income per capita)	1,862.8	Total tax rate (% of profit)	18.4
<b>Employing workers</b> (rank)	125 (LL 28)	<b>Trading across borders</b> (rank)	64 (LL 6)
Difficulty of hiring index (0-100)	50	Documents to export (number)	6
Rigidity of hours index (0-100)	60	Time to export (days)	17
Difficulty of firing index (0-100)	30	Cost to export (US\$ per container)	1,315
Rigidity of employment index (0-100)	47	Documents to import (number)	6
Firing cost (weeks of salary)	26	Time to import (days)	15
		Cost to import (US\$ per container)	1,325
<b>Registering property</b> (rank)	88 (LL 21)	<b>Enforcing contracts</b> (rank)	70 (LL 17)
Procedures (number)	6	Procedures (number)	38
Time (days)	66	Time (days)	385
Cost (% of property value)	3.4	Cost (% of claim)	33.1
<b>Getting credit</b> (rank)	43 (LL 9)	<b>Closing a business</b> (rank)	129 (LL 27)
Strength of legal rights index (0-10)	7	Time (years)	3.7
Depth of credit information index (0-6)	4	Cost (% of estate)	28
Public registry coverage (% of adults)	6.5	Recovery rate (cents on the dollar)	16.7
Private bureau coverage (% of adults)	0.0		

## COUNTRY PROFILE

**Malawi**

Ranking

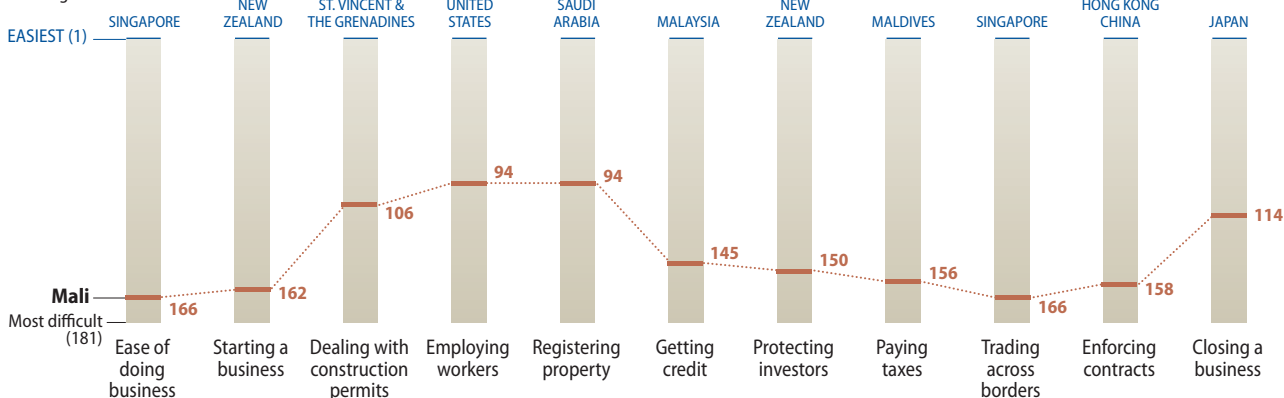


<b>MALAWI</b>		Ease of doing business (rank)	134 (LL 25)
Sub-Saharan Africa		GNI per capita (US\$)	250
Low income		Population (millions)	13.9
<b>Starting a business</b> (rank)	122 (LL 27)	<b>Protecting investors</b> (rank)	70 (LL 7)
Procedures (number)	10	Extent of disclosure index (0-10)	4
Time (days)	39	Extent of director liability index (0-10)	7
Cost (% of income per capita)	125.9	Ease of shareholder suits index (0-10)	5
Minimum capital (% of income per capita)	0.0	Strength of investor protection index (0-10)	5.3
<b>Dealing with construction permits</b> (rank)	156 (LL 31)	<b>Paying taxes</b> (rank)	58 (LL 12)
Procedures (number)	21	Payments (number per year)	19
Time (days)	213	Time (hours per year)	292
Cost (% of income per capita)	1,289.2	Total tax rate (% of profit)	31.4
<b>Employing workers</b> (rank)	96 (LL 26)	<b>Trading across borders</b> (rank)	167 (LL 27)
Difficulty of hiring index (0-100)	56	Documents to export (number)	12
Rigidity of hours index (0-100)	0	Time to export (days)	45
Difficulty of firing index (0-100)	20	Cost to export (US\$ per container)	1,671
Rigidity of employment index (0-100)	25	Documents to import (number)	10
Firing cost (weeks of salary)	84	Time to import (days)	54
		Cost to import (US\$ per container)	2,550
<b>Registering property</b> (rank)	96 (LL 24)	<b>Enforcing contracts</b> (rank)	138 (LL 33)
Procedures (number)	6	Procedures (number)	42
Time (days)	88	Time (days)	432
Cost (% of property value)	3.3	Cost (% of claim)	142.4
<b>Getting credit</b> (rank)	84 (LL 17)	<b>Closing a business</b> (rank)	135 (LL 28)
Strength of legal rights index (0-10)	8	Time (years)	2.6
Depth of credit information index (0-6)	0	Cost (% of estate)	30
Public registry coverage (% of adults)	0.0	Recovery rate (cents on the dollar)	15.1
Private bureau coverage (% of adults)	0.0		

## COUNTRY PROFILE

**Mali**

Ranking

**MALI**

Sub-Saharan Africa

Low income

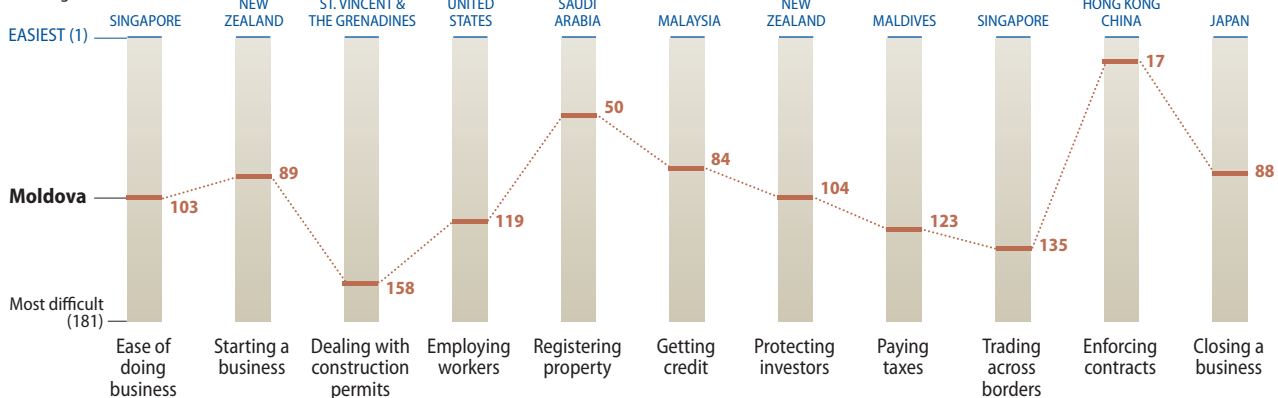
Ease of doing business (rank)	166 (LL 34)
GNI per capita (US\$)	500
Population (millions)	12.3

<b>Starting a business</b> (rank)	162 (LL 34)	<b>Protecting investors</b> (rank)	150 (LL 30)
Procedures (number)	11	Extent of disclosure index (0-10)	6
Time (days)	26	Extent of director liability index (0-10)	1
Cost (% of income per capita)	121.5	Ease of shareholder suits index (0-10)	3
Minimum capital (% of income per capita)	390.4	Strength of investor protection index (0-10)	3.3
<b>Dealing with construction permits</b> (rank)	106 (LL 18)	<b>Paying taxes</b> (rank)	156 (LL 32)
Procedures (number)	14	Payments (number per year)	58
Time (days)	208	Time (hours per year)	270
Cost (% of income per capita)	1,186.4	Total tax rate (% of profit)	51.4
<b>Employing workers</b> (rank)	94 (LL 24)	<b>Trading across borders</b> (rank)	166 (LL 26)
Difficulty of hiring index (0-100)	33	Documents to export (number)	9
Rigidity of hours index (0-100)	40	Time to export (days)	38
Difficulty of firing index (0-100)	40	Cost to export (US\$ per container)	2,012
Rigidity of employment index (0-100)	38	Documents to import (number)	11
Firing cost (weeks of salary)	31	Time to import (days)	42
<b>Registering property</b> (rank)	94 (LL 23)	Cost to import (US\$ per container)	2,902
Procedures (number)	5	<b>Enforcing contracts</b> (rank)	158 (LL 34)
Time (days)	29	Procedures (number)	39
Cost (% of property value)	20.3	Time (days)	860
<b>Getting credit</b> (rank)	145 (LL 29)	Cost (% of claim)	52.0
Strength of legal rights index (0-10)	3	<b>Closing a business</b> (rank)	114 (LL 24)
Depth of credit information index (0-6)	1	Time (years)	3.6
Public registry coverage (% of adults)	4.1	Cost (% of estate)	18
Private bureau coverage (% of adults)	0.0	Recovery rate (cents on the dollar)	20.9

## COUNTRY PROFILE

**Moldova**

Ranking

**MOLDOVA**

Eastern Europe &amp; Central Asia

Lower middle income

Ease of doing business (rank) 103 (LL 17)

GNI per capita (US\$) 1,260

Population (millions) 3.8

**Starting a business** (rank) 89 (LL 20)

Procedures (number) 9

Time (days) 15

Cost (% of income per capita) 8.9

Minimum capital (% of income per capita) 13.4

**Protecting investors** (rank) 104 (LL 14)

Extent of disclosure index (0-10) 7

Extent of director liability index (0-10) 1

Ease of shareholder suits index (0-10) 6

Strength of investor protection index (0-10) 4.7

**Dealing with construction permits** (rank) 158 (LL 33)

Procedures (number) 30

Time (days) 292

Cost (% of income per capita) 142.2

**Paying taxes** (rank) 123 (LL 25)

Payments (number per year) 53

Time (hours per year) 234

Total tax rate (% of profit) 42.1

**Employing workers** (rank) 119 (LL 27)

Difficulty of hiring index (0-100) 44

Rigidity of hours index (0-100) 40

Difficulty of firing index (0-100) 40

Rigidity of employment index (0-100) 41

Firing cost (weeks of salary) 37

**Trading across borders** (rank) 135 (LL 11)

Documents to export (number) 6

Time to export (days) 32

Cost to export (US\$ per container) 1,775

Documents to import (number) 7

Time to import (days) 35

Cost to import (US\$ per container) 1,895

**Registering property** (rank) 50 (LL 13)

Procedures (number) 6

Time (days) 48

Cost (% of property value) 0.8

**Enforcing contracts** (rank) 17 (LL 5)

Procedures (number) 31

Time (days) 365

Cost (% of claim) 16.6

**Getting credit** (rank) 84 (LL 17)

Strength of legal rights index (0-10) 8

Depth of credit information index (0-6) 0

Public registry coverage (% of adults) 0.0

Private bureau coverage (% of adults) 0.0

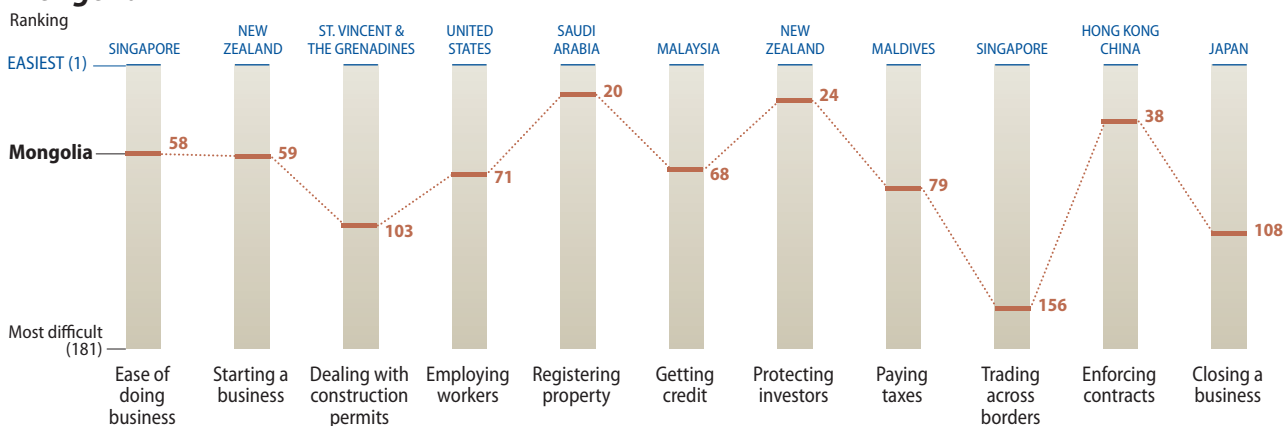
**Closing a business** (rank) 88 (LL 16)

Time (years) 2.8

Cost (% of estate) 9

Recovery rate (cents on the dollar) 28.6

## COUNTRY PROFILE

**Mongolia****MONGOLIA**

East Asia &amp; Pacific

Lower middle income

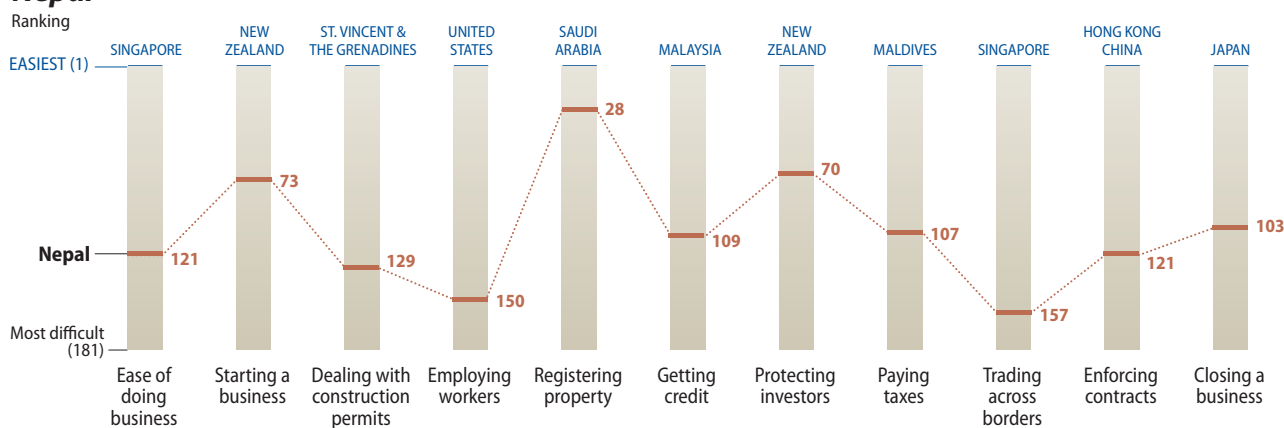
Ease of doing business (rank) 58 (LL 9)

GNI per capita (US\$) 1,290

Population (millions) 2.6

<b>Starting a business</b> (rank)	59 (LL 8)	<b>Protecting investors</b> (rank)	24 (LL 3)
Procedures (number)	7	Extent of disclosure index (0-10)	5
Time (days)	13	Extent of director liability index (0-10)	8
Cost (% of income per capita)	4.0	Ease of shareholder suits index (0-10)	6
Minimum capital (% of income per capita)	58.5	Strength of investor protection index (0-10)	6.3
<b>Dealing with construction permits</b> (rank)	103 (LL 17)	<b>Paying taxes</b> (rank)	79 (LL 14)
Procedures (number)	21	Payments (number per year)	42
Time (days)	215	Time (hours per year)	204
Cost (% of income per capita)	81.3	Total tax rate (% of profit)	30.3
<b>Employing workers</b> (rank)	71 (LL 15)	<b>Trading across borders</b> (rank)	156 (LL 21)
Difficulty of hiring index (0-100)	22	Documents to export (number)	8
Rigidity of hours index (0-100)	80	Time to export (days)	49
Difficulty of firing index (0-100)	0	Cost to export (US\$ per container)	2,131
Rigidity of employment index (0-100)	34	Documents to import (number)	8
Firing cost (weeks of salary)	9	Time to import (days)	49
<b>Registering property</b> (rank)	20 (LL 6)	Cost to import (US\$ per container)	2,274
Procedures (number)	5	<b>Enforcing contracts</b> (rank)	38 (LL 11)
Time (days)	11	Procedures (number)	32
Cost (% of property value)	2.1	Time (days)	314
<b>Getting credit</b> (rank)	68 (LL 14)	Cost (% of claim)	30.6
Strength of legal rights index (0-10)	6	<b>Closing a business</b> (rank)	108 (LL 21)
Depth of credit information index (0-6)	3	Time (years)	4.0
Public registry coverage (% of adults)	22.7	Cost (% of estate)	8
Private bureau coverage (% of adults)	0.0	Recovery rate (cents on the dollar)	22.1

## COUNTRY PROFILE

**Nepal**

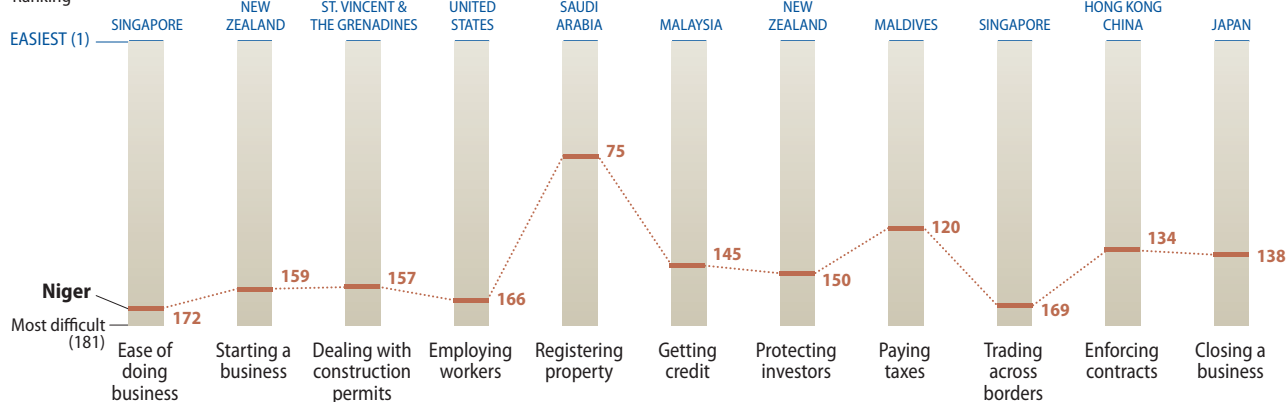
<b>NEPAL</b>	Ease of doing business (rank)	121 (LL 22)
South Asia	GNI per capita (US\$)	340
Low income	Population (millions)	28.1

<b>Starting a business</b> (rank)	73 (LL 15)	<b>Protecting investors</b> (rank)	70 (LL 7)
Procedures (number)	7	Extent of disclosure index (0-10)	6
Time (days)	31	Extent of director liability index (0-10)	1
Cost (% of income per capita)	60.2	Ease of shareholder suits index (0-10)	9
Minimum capital (% of income per capita)	0.0	Strength of investor protection index (0-10)	5.3
<b>Dealing with construction permits</b> (rank)	129 (LL 23)	<b>Paying taxes</b> (rank)	107 (LL 19)
Procedures (number)	15	Payments (number per year)	34
Time (days)	424	Time (hours per year)	408
Cost (% of income per capita)	248.4	Total tax rate (% of profit)	34.1
<b>Employing workers</b> (rank)	150 (LL 33)	<b>Trading across borders</b> (rank)	157 (LL 22)
Difficulty of hiring index (0-100)	56	Documents to export (number)	9
Rigidity of hours index (0-100)	0	Time to export (days)	41
Difficulty of firing index (0-100)	70	Cost to export (US\$ per container)	1,764
Rigidity of employment index (0-100)	42	Documents to import (number)	10
Firing cost (weeks of salary)	90	Time to import (days)	35
<b>Registering property</b> (rank)	28 (LL 8)	Cost to import (US\$ per container)	1,900
Procedures (number)	3	<b>Enforcing contracts</b> (rank)	121 (LL 29)
Time (days)	5	Procedures (number)	39
Cost (% of property value)	6.3	Time (days)	735
<b>Getting credit</b> (rank)	109 (LL 21)	Cost (% of claim)	26.8
Strength of legal rights index (0-10)	5	<b>Closing a business</b> (rank)	103 (LL 20)
Depth of credit information index (0-6)	2	Time (years)	5.0
Public registry coverage (% of adults)	0.0	Cost (% of estate)	9
Private bureau coverage (% of adults)	0.2	Recovery rate (cents on the dollar)	24.5

## COUNTRY PROFILE

**Niger**

Ranking

**NIGER**

Sub-Saharan Africa

Low income

Ease of doing business (rank) 172 (LL 35)

GNI per capita (US\$) 280

Population (millions) 14.2

<b>Starting a business</b> (rank)	159 (LL 33)
Procedures (number)	11
Time (days)	19
Cost (% of income per capita)	170.1
Minimum capital (% of income per capita)	702.1

<b>Protecting investors</b> (rank)	150 (LL 30)
Extent of disclosure index (0-10)	6
Extent of director liability index (0-10)	1
Ease of shareholder suits index (0-10)	3
Strength of investor protection index (0-10)	3.3

<b>Dealing with construction permits</b> (rank)	157 (LL 32)
Procedures (number)	17
Time (days)	265
Cost (% of income per capita)	2,694.0

<b>Paying taxes</b> (rank)	120 (LL 24)
Payments (number per year)	42
Time (hours per year)	270
Total tax rate (% of profit)	42.3

<b>Employing workers</b> (rank)	166 (LL 35)
Difficulty of hiring index (0-100)	100
Rigidity of hours index (0-100)	60
Difficulty of firing index (0-100)	50
Rigidity of employment index (0-100)	70
Firing cost (weeks of salary)	35

<b>Trading across borders</b> (rank)	169 (LL 29)
Documents to export (number)	8
Time to export (days)	59
Cost to export (US\$ per container)	3,545
Documents to import (number)	10
Time to import (days)	64
Cost to import (US\$ per container)	3,545

<b>Registering property</b> (rank)	75 (LL 19)
Procedures (number)	4
Time (days)	35
Cost (% of property value)	11.1

<b>Enforcing contracts</b> (rank)	134 (LL 32)
Procedures (number)	39
Time (days)	545
Cost (% of claim)	59.6

<b>Getting credit</b> (rank)	145 (LL 29)
Strength of legal rights index (0-10)	3
Depth of credit information index (0-6)	1
Public registry coverage (% of adults)	0.9
Private bureau coverage (% of adults)	0.0

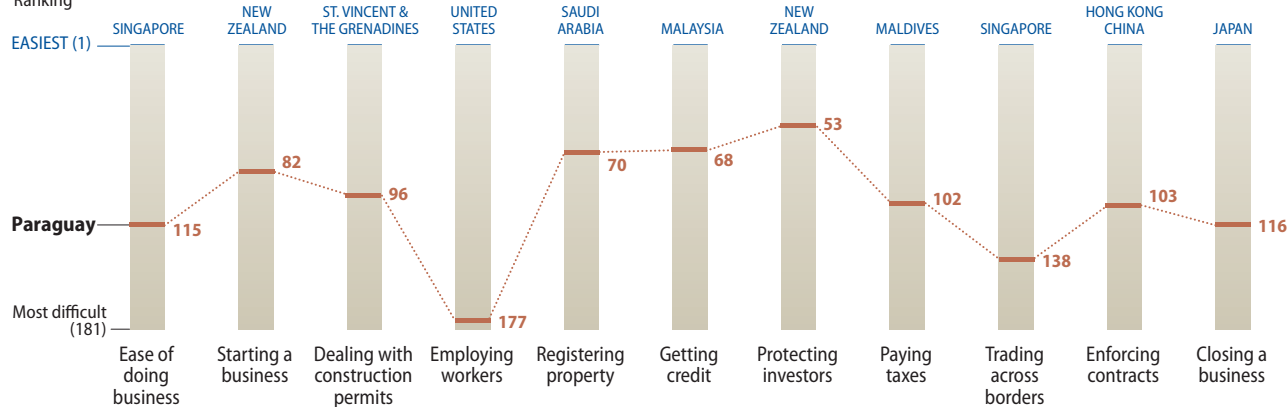
<b>Closing a business</b> (rank)	138 (LL 30)
Time (years)	5.0
Cost (% of estate)	18
Recovery rate (cents on the dollar)	14.0



## COUNTRY PROFILE

## Paraguay

Ranking



## PARAGUAY

Latin America &amp; Caribbean

Lower middle income

Ease of doing business (rank) 115 (LL 20)

GNI per capita (US\$) 1,670

Population (millions) 6.1

**Starting a business** (rank)

82 (LL 18)

Procedures (number)

7

Time (days)

35

Cost (% of income per capita)

67.9

Minimum capital (% of income per capita)

0.0

**Protecting investors** (rank)

53 (LL 5)

Extent of disclosure index (0-10)

6

Extent of director liability index (0-10)

5

Ease of shareholder suits index (0-10)

6

Strength of investor protection index (0-10)

5.7

**Dealing with construction permits** (rank)

96 (LL 15)

Procedures (number)

13

Time (days)

291

Cost (% of income per capita)

342.2

**Paying taxes** (rank)

102 (LL 17)

Payments (number per year)

35

Time (hours per year)

328

Total tax rate (% of profit)

35.0

**Employing workers** (rank)

177 (LL 37)

Difficulty of hiring index (0-100)

56

Rigidity of hours index (0-100)

60

Difficulty of firing index (0-100)

60

Rigidity of employment index (0-100)

59

Firing cost (weeks of salary)

113

**Trading across borders** (rank)

138 (LL 12)

Documents to export (number)

9

Time to export (days)

35

Cost to export (US\$ per container)

915

Documents to import (number)

10

Time to import (days)

33

Cost to import (US\$ per container)

1,200

**Registering property** (rank)

70 (LL 18)

Procedures (number)

6

Time (days)

46

Cost (% of property value)

3.5

**Enforcing contracts** (rank)

103 (LL 24)

Procedures (number)

38

Time (days)

591

Cost (% of claim)

30.0

**Getting credit** (rank)

68 (LL 14)

Strength of legal rights index (0-10)

3

Depth of credit information index (0-6)

6

Public registry coverage (% of adults)

9.7

Private bureau coverage (% of adults)

48.6

**Closing a business** (rank)

116 (LL 25)

Time (years)

3.9

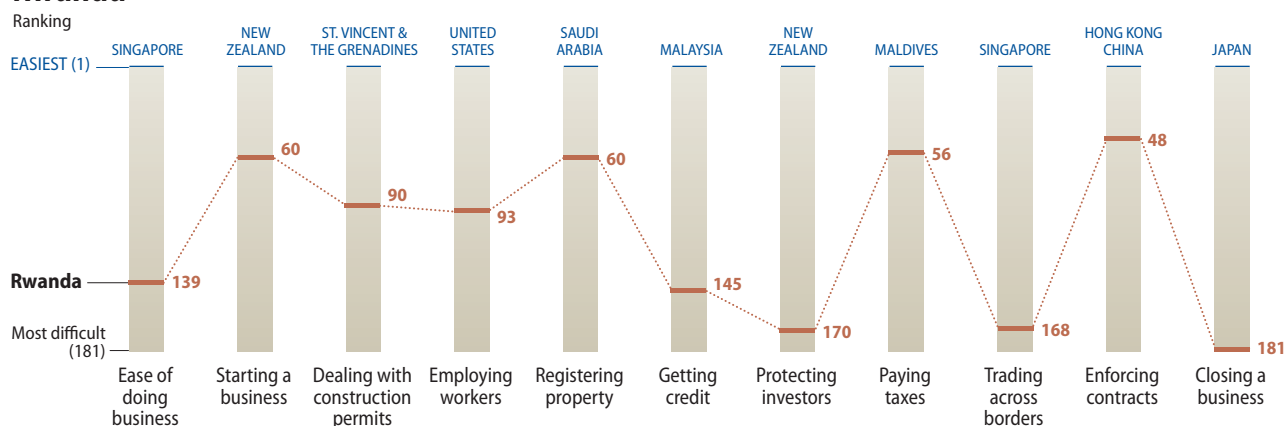
Cost (% of estate)

9

Recovery rate (cents on the dollar)

20.7

## COUNTRY PROFILE

**Rwanda****RWANDA**

Sub-Saharan Africa

Low income

Ease of doing business (rank) 139 (LL 27)

GNI per capita (US\$) 320

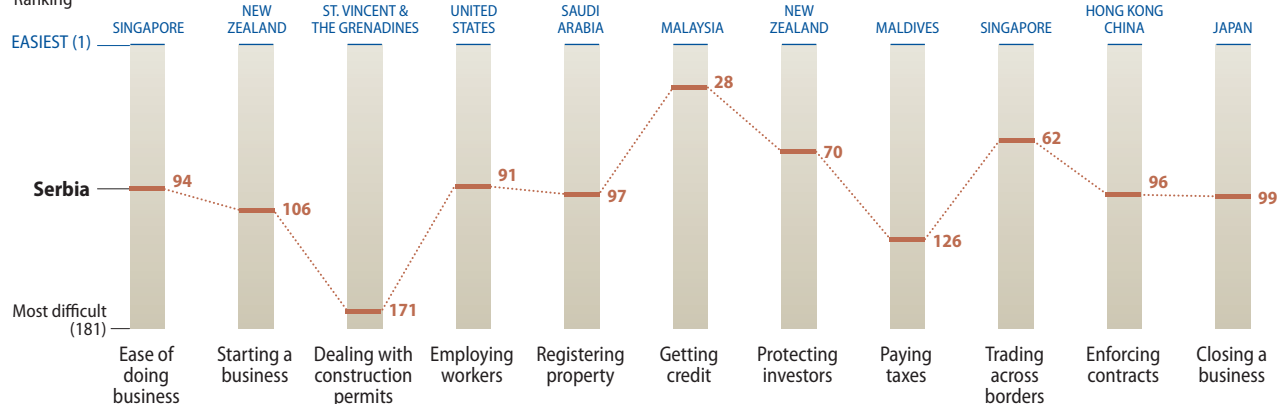
Population (millions) 9.7

<b>Starting a business</b> (rank)	60 (LL 9)	<b>Protecting investors</b> (rank)	170 (LL 35)
Procedures (number)	8	Extent of disclosure index (0-10)	2
Time (days)	14	Extent of director liability index (0-10)	5
Cost (% of income per capita)	108.9	Ease of shareholder suits index (0-10)	1
Minimum capital (% of income per capita)	0.0	Strength of investor protection index (0-10)	2.7
<b>Dealing with construction permits</b> (rank)	90 (LL 14)	<b>Paying taxes</b> (rank)	56 (LL 11)
Procedures (number)	14	Payments (number per year)	34
Time (days)	210	Time (hours per year)	160
Cost (% of income per capita)	607.1	Total tax rate (% of profit)	33.7
<b>Employing workers</b> (rank)	93 (LL 23)	<b>Trading across borders</b> (rank)	168 (LL 28)
Difficulty of hiring index (0-100)	44	Documents to export (number)	9
Rigidity of hours index (0-100)	40	Time to export (days)	42
Difficulty of firing index (0-100)	30	Cost to export (US\$ per container)	3,275
Rigidity of employment index (0-100)	38	Documents to import (number)	10
Firing cost (weeks of salary)	26	Time to import (days)	42
<b>Registering property</b> (rank)	60 (LL 16)	Cost to import (US\$ per container)	5,070
Procedures (number)	4	<b>Enforcing contracts</b> (rank)	48 (LL 14)
Time (days)	315	Procedures (number)	24
Cost (% of property value)	0.6	Time (days)	310
<b>Getting credit</b> (rank)	145 (LL 29)	Cost (% of claim)	78.7
Strength of legal rights index (0-10)	2	<b>Closing a business</b> (rank)	181 (LL 38)
Depth of credit information index (0-6)	2	Time (years)	NO PRACTICE
Public registry coverage (% of adults)	0.3	Cost (% of estate)	NO PRACTICE
Private bureau coverage (% of adults)	0.0	Recovery rate (cents on the dollar)	0.0

## COUNTRY PROFILE

**Serbia**

Ranking

**SERBIA**

Eastern Europe &amp; Central Asia

Upper middle income

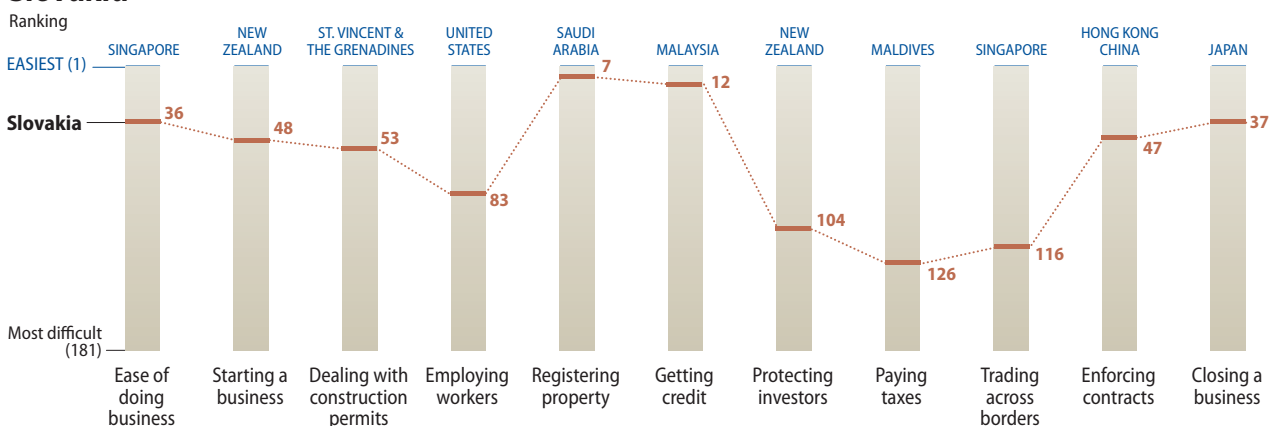
Ease of doing business (rank) 94 (LL 15)

GNI per capita (US\$) 4,730

Population (millions) 7.4

<b>Starting a business</b> (rank)	106 (LL 24)	<b>Protecting investors</b> (rank)	70 (LL 7)
Procedures (number)	11	Extent of disclosure index (0-10)	7
Time (days)	23	Extent of director liability index (0-10)	6
Cost (% of income per capita)	7.6	Ease of shareholder suits index (0-10)	3
Minimum capital (% of income per capita)	6.9	Strength of investor protection index (0-10)	5.3
<b>Dealing with construction permits</b> (rank)	171 (LL 34)	<b>Paying taxes</b> (rank)	126 (LL 26)
Procedures (number)	20	Payments (number per year)	66
Time (days)	279	Time (hours per year)	279
Cost (% of income per capita)	2,177.7	Total tax rate (% of profit)	34.0
<b>Employing workers</b> (rank)	91 (LL 22)	<b>Trading across borders</b> (rank)	62 (LL 5)
Difficulty of hiring index (0-100)	67	Documents to export (number)	6
Rigidity of hours index (0-100)	20	Time to export (days)	12
Difficulty of firing index (0-100)	30	Cost to export (US\$ per container)	1,398
Rigidity of employment index (0-100)	39	Documents to import (number)	6
Firing cost (weeks of salary)	25	Time to import (days)	14
<b>Registering property</b> (rank)	97 (LL 25)	Cost to import (US\$ per container)	1,559
Procedures (number)	6	<b>Enforcing contracts</b> (rank)	96 (LL 23)
Time (days)	111	Procedures (number)	36
Cost (% of property value)	2.9	Time (days)	635
<b>Getting credit</b> (rank)	28 (LL 5)	Cost (% of claim)	28.9
Strength of legal rights index (0-10)	7	<b>Closing a business</b> (rank)	99 (LL 18)
Depth of credit information index (0-6)	5	Time (years)	2.7
Public registry coverage (% of adults)	0.0	Cost (% of estate)	23
Private bureau coverage (% of adults)	91.9	Recovery rate (cents on the dollar)	25.4

## COUNTRY PROFILE

**Slovakia****SLOVAKIA**

OECD: High Income

High income

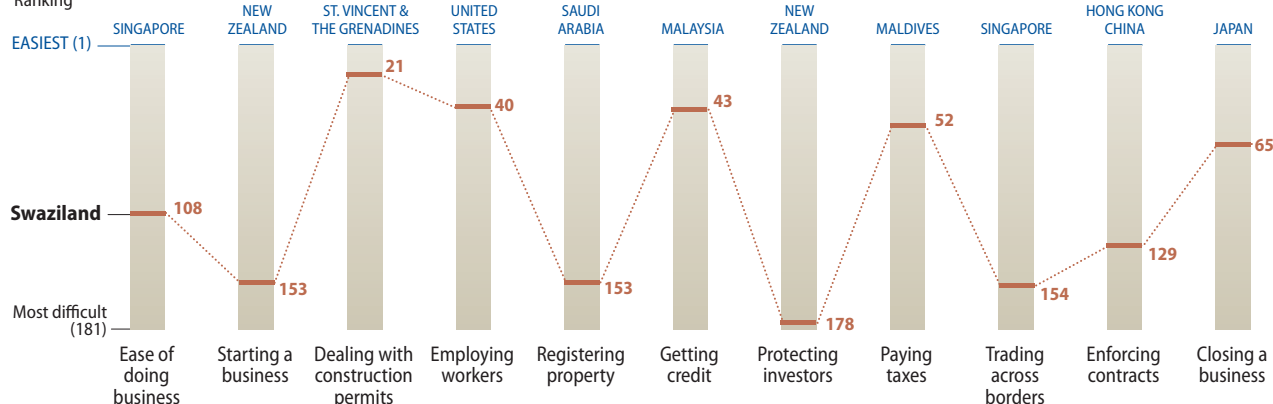
Ease of doing business (rank)	36 (LL 4)
GNI per capita (US\$)	11,730
Population (millions)	5.4

<b>Starting a business</b> (rank)	48 (LL 6)	<b>Protecting investors</b> (rank)	104 (LL 14)
Procedures (number)	6	Extent of disclosure index (0-10)	3
Time (days)	16	Extent of director liability index (0-10)	4
Cost (% of income per capita)	3.3	Ease of shareholder suits index (0-10)	7
Minimum capital (% of income per capita)	30.4	Strength of investor protection index (0-10)	4.7
<b>Dealing with construction permits</b> (rank)	53 (LL 6)	<b>Paying taxes</b> (rank)	126 (LL 26)
Procedures (number)	13	Payments (number per year)	31
Time (days)	287	Time (hours per year)	325
Cost (% of income per capita)	13.1	Total tax rate (% of profit)	47.4
<b>Employing workers</b> (rank)	83 (LL 19)	<b>Trading across borders</b> (rank)	116 (LL 8)
Difficulty of hiring index (0-100)	17	Documents to export (number)	6
Rigidity of hours index (0-100)	60	Time to export (days)	25
Difficulty of firing index (0-100)	30	Cost to export (US\$ per container)	1,445
Rigidity of employment index (0-100)	36	Documents to import (number)	8
Firing cost (weeks of salary)	13	Time to import (days)	25
<b>Registering property</b> (rank)	7 (LL 2)	Cost to import (US\$ per container)	1,445
Procedures (number)	3	<b>Enforcing contracts</b> (rank)	47 (LL 13)
Time (days)	17	Procedures (number)	30
Cost (% of property value)	0.1	Time (days)	565
<b>Getting credit</b> (rank)	12 (LL 1)	Cost (% of claim)	25.7
Strength of legal rights index (0-10)	9	<b>Closing a business</b> (rank)	37 (LL 4)
Depth of credit information index (0-6)	4	Time (years)	4.0
Public registry coverage (% of adults)	1.4	Cost (% of estate)	18
Private bureau coverage (% of adults)	39.9	Recovery rate (cents on the dollar)	45.9

## COUNTRY PROFILE

**Swaziland**

Ranking

**SWAZILAND**

Sub-Saharan Africa

Lower middle income

Ease of doing business (rank) 108 (LL 18)

GNI per capita (US\$) 2,580

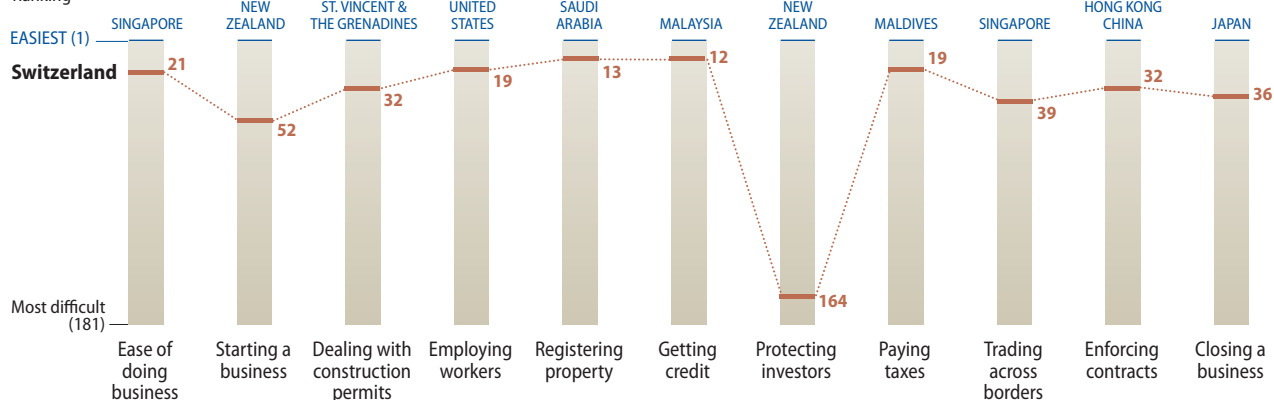
Population (millions) 1.1

<b>Starting a business</b> (rank)	153 (LL 32)	<b>Protecting investors</b> (rank)	178 (LL 36)
Procedures (number)	13	Extent of disclosure index (0-10)	0
Time (days)	61	Extent of director liability index (0-10)	1
Cost (% of income per capita)	35.1	Ease of shareholder suits index (0-10)	5
Minimum capital (% of income per capita)	0.6	Strength of investor protection index (0-10)	2.0
<b>Dealing with construction permits</b> (rank)	21 (LL 1)	<b>Paying taxes</b> (rank)	52 (LL 9)
Procedures (number)	13	Payments (number per year)	33
Time (days)	93	Time (hours per year)	104
Cost (% of income per capita)	94.9	Total tax rate (% of profit)	36.6
<b>Employing workers</b> (rank)	40 (LL 7)	<b>Trading across borders</b> (rank)	154 (LL 20)
Difficulty of hiring index (0-100)	0	Documents to export (number)	9
Rigidity of hours index (0-100)	20	Time to export (days)	21
Difficulty of firing index (0-100)	20	Cost to export (US\$ per container)	2,184
Rigidity of employment index (0-100)	13	Documents to import (number)	11
Firing cost (weeks of salary)	53	Time to import (days)	33
<b>Registering property</b> (rank)	153 (LL 34)	Cost to import (US\$ per container)	2,249
Procedures (number)	11	<b>Enforcing contracts</b> (rank)	129 (LL 30)
Time (days)	46	Procedures (number)	40
Cost (% of property value)	7.1	Time (days)	972
<b>Getting credit</b> (rank)	43 (LL 9)	Cost (% of claim)	23.1
Strength of legal rights index (0-10)	6	<b>Closing a business</b> (rank)	65 (LL 10)
Depth of credit information index (0-6)	5	Time (years)	2.0
Public registry coverage (% of adults)	0.0	Cost (% of estate)	15
Private bureau coverage (% of adults)	43.5	Recovery rate (cents on the dollar)	34.9

## COUNTRY PROFILE

**Switzerland**

Ranking

**SWITZERLAND**

OECD: High Income

High income

Ease of doing business (rank) 21 (LL 1)

GNI per capita (US\$) 59,880

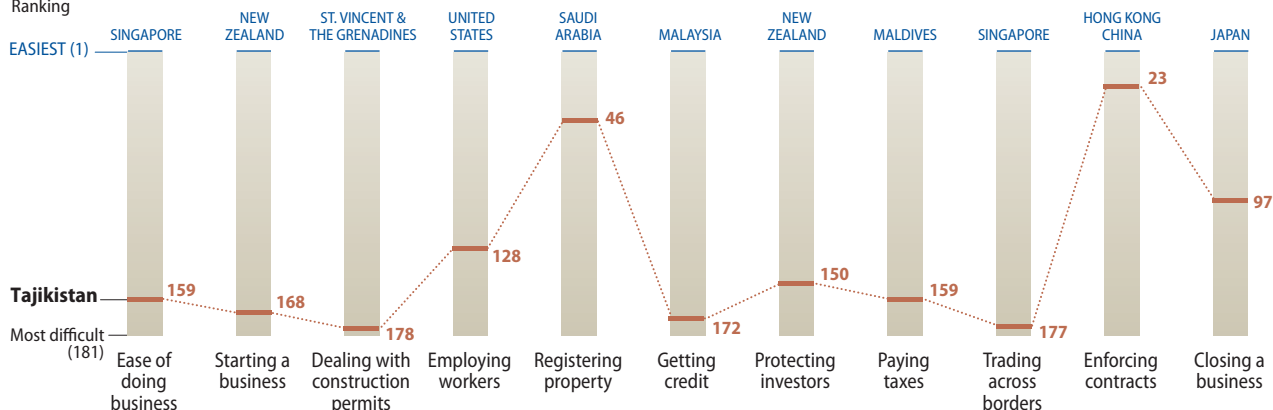
Population (millions) 7.6

<b>Starting a business</b> (rank)	52 (LL 7)	<b>Protecting investors</b> (rank)	164 (LL 34)
Procedures (number)	6	Extent of disclosure index (0-10)	0
Time (days)	20	Extent of director liability index (0-10)	5
Cost (% of income per capita)	2.1	Ease of shareholder suits index (0-10)	4
Minimum capital (% of income per capita)	27.6	Strength of investor protection index (0-10)	3.0
<b>Dealing with construction permits</b> (rank)	32 (LL 2)	<b>Paying taxes</b> (rank)	19 (LL 3)
Procedures (number)	14	Payments (number per year)	24
Time (days)	154	Time (hours per year)	63
Cost (% of income per capita)	52.1	Total tax rate (% of profit)	28.9
<b>Employing workers</b> (rank)	19 (LL 4)	<b>Trading across borders</b> (rank)	39 (LL 3)
Difficulty of hiring index (0-100)	0	Documents to export (number)	4
Rigidity of hours index (0-100)	40	Time to export (days)	8
Difficulty of firing index (0-100)	10	Cost to export (US\$ per container)	1,537
Rigidity of employment index (0-100)	17	Documents to import (number)	5
Firing cost (weeks of salary)	13	Time to import (days)	9
<b>Registering property</b> (rank)	13 (LL 4)	Cost to import (US\$ per container)	1,505
Procedures (number)	4	<b>Enforcing contracts</b> (rank)	32 (LL 9)
Time (days)	16	Procedures (number)	32
Cost (% of property value)	0.4	Time (days)	417
<b>Getting credit</b> (rank)	12 (LL 1)	Cost (% of claim)	24.0
Strength of legal rights index (0-10)	8	<b>Closing a business</b> (rank)	36 (LL 3)
Depth of credit information index (0-6)	5	Time (years)	3.0
Public registry coverage (% of adults)	0.0	Cost (% of estate)	4
Private bureau coverage (% of adults)	22.5	Recovery rate (cents on the dollar)	46.8

## COUNTRY PROFILE

**Tajikistan**

Ranking

**TAJIKISTAN**

Eastern Europe & Central Asia  
Low income

Ease of doing business (rank)	159 (LL 31)
GNI per capita (US\$)	460
Population (millions)	6.7

<b>Starting a business</b> (rank)	168 (LL 37)
Procedures (number)	13
Time (days)	49
Cost (% of income per capita)	27.6
Minimum capital (% of income per capita)	216.8

<b>Protecting investors</b> (rank)	150 (LL 30)
Extent of disclosure index (0-10)	4
Extent of director liability index (0-10)	1
Ease of shareholder suits index (0-10)	5
Strength of investor protection index (0-10)	3.3

<b>Dealing with construction permits</b> (rank)	178 (LL 38)
Procedures (number)	32
Time (days)	351
Cost (% of income per capita)	1,420.7

<b>Paying taxes</b> (rank)	159 (LL 34)
Payments (number per year)	54
Time (hours per year)	224
Total tax rate (% of profit)	85.5

<b>Employing workers</b> (rank)	128 (LL 30)
Difficulty of hiring index (0-100)	33
Rigidity of hours index (0-100)	80
Difficulty of firing index (0-100)	40
Rigidity of employment index (0-100)	51
Firing cost (weeks of salary)	22

<b>Trading across borders</b> (rank)	177 (LL 35)
Documents to export (number)	10
Time to export (days)	82
Cost to export (US\$ per container)	3,150
Documents to import (number)	10
Time to import (days)	83
Cost to import (US\$ per container)	4,550

<b>Registering property</b> (rank)	46 (LL 12)
Procedures (number)	6
Time (days)	37
Cost (% of property value)	1.8

<b>Enforcing contracts</b> (rank)	23 (LL 6)
Procedures (number)	34
Time (days)	295
Cost (% of claim)	20.5

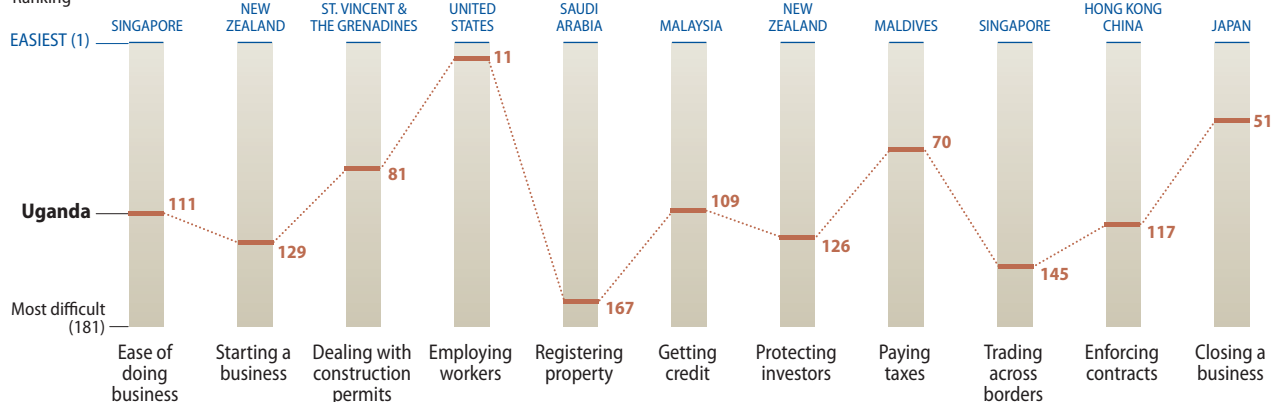
<b>Getting credit</b> (rank)	172 (LL 36)
Strength of legal rights index (0-10)	2
Depth of credit information index (0-6)	0
Public registry coverage (% of adults)	0.0
Private bureau coverage (% of adults)	0.0

<b>Closing a business</b> (rank)	97 (LL 17)
Time (years)	3.0
Cost (% of estate)	9
Recovery rate (cents on the dollar)	25.4

## COUNTRY PROFILE

**Uganda**

Ranking

**UGANDA**

Sub-Saharan Africa

Low income

Ease of doing business (rank)	111 (LL 19)
GNI per capita (US\$)	340
Population (millions)	30.9

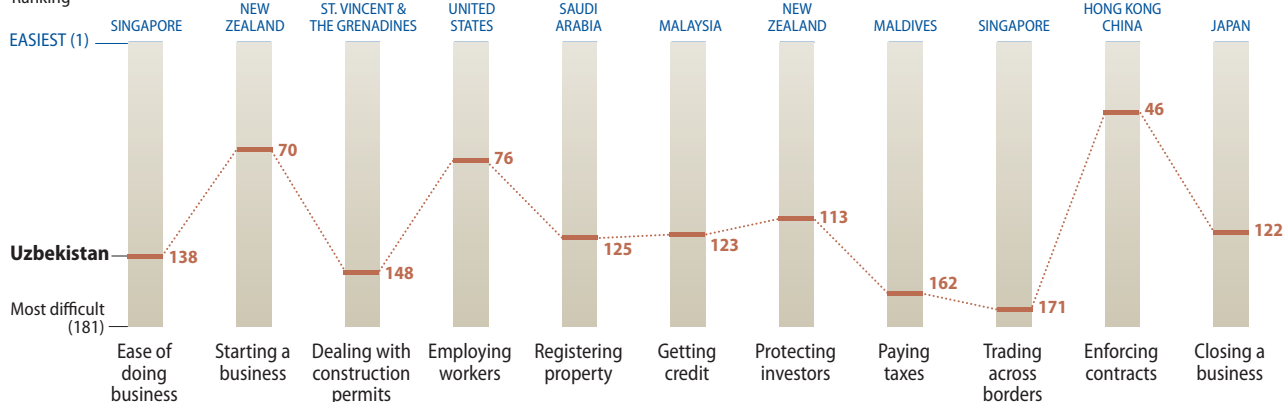
<b>Starting a business</b> (rank)	129 (LL 29)	<b>Protecting investors</b> (rank)	126 (LL 22)
Procedures (number)	18	Extent of disclosure index (0-10)	2
Time (days)	25	Extent of director liability index (0-10)	5
Cost (% of income per capita)	100.7	Ease of shareholder suits index (0-10)	5
Minimum capital (% of income per capita)	0.0	Strength of investor protection index (0-10)	4.0
<b>Dealing with construction permits</b> (rank)	81 (LL 11)	<b>Paying taxes</b> (rank)	70 (LL 13)
Procedures (number)	16	Payments (number per year)	32
Time (days)	143	Time (hours per year)	222
Cost (% of income per capita)	703.5	Total tax rate (% of profit)	34.5
<b>Employing workers</b> (rank)	11 (LL 1)	<b>Trading across borders</b> (rank)	145 (LL 15)
Difficulty of hiring index (0-100)	0	Documents to export (number)	6
Rigidity of hours index (0-100)	0	Time to export (days)	39
Difficulty of firing index (0-100)	10	Cost to export (US\$ per container)	3,090
Rigidity of employment index (0-100)	3	Documents to import (number)	7
Firing cost (weeks of salary)	13	Time to import (days)	37
<b>Registering property</b> (rank)	167 (LL 37)	Cost to import (US\$ per container)	3,290
Procedures (number)	13	<b>Enforcing contracts</b> (rank)	117 (LL 28)
Time (days)	227	Procedures (number)	38
Cost (% of property value)	4.1	Time (days)	535
<b>Getting credit</b> (rank)	109 (LL 21)	Cost (% of claim)	44.9
Strength of legal rights index (0-10)	7	<b>Closing a business</b> (rank)	51 (LL 7)
Depth of credit information index (0-6)	0	Time (years)	2.2
Public registry coverage (% of adults)	0.0	Cost (% of estate)	30
Private bureau coverage (% of adults)	0.0	Recovery rate (cents on the dollar)	41.1



## COUNTRY PROFILE

**Uzbekistan**

Ranking

**UZBEKISTAN**

Eastern Europe &amp; Central Asia

Low income

Ease of doing business (rank) 138 (LL 26)

GNI per capita (US\$) 730

Population (millions) 26.9

**Starting a business** (rank) 70 (LL 13)

Procedures (number) 7

Time (days) 15

Cost (% of income per capita) 10.3

Minimum capital (% of income per capita) 17.7

**Dealing with construction permits** (rank) 148 (LL 27)

Procedures (number) 26

Time (days) 260

Cost (% of income per capita) 123.4

**Employing workers** (rank) 76 (LL 17)

Difficulty of hiring index (0-100) 33

Rigidity of hours index (0-100) 40

Difficulty of firing index (0-100) 30

Rigidity of employment index (0-100) 34

Firing cost (weeks of salary) 22

**Registering property** (rank) 125 (LL 28)

Procedures (number) 12

Time (days) 78

Cost (% of property value) 1.5

**Getting credit** (rank) 123 (LL 26)

Strength of legal rights index (0-10) 3

Depth of credit information index (0-6) 3

Public registry coverage (% of adults) 2.3

Private bureau coverage (% of adults) 2.2

**Protecting investors** (rank) 113 (LL 17)

Extent of disclosure index (0-10) 4

Extent of director liability index (0-10) 6

Ease of shareholder suits index (0-10) 3

Strength of investor protection index (0-10) 4.3

**Paying taxes** (rank) 162 (LL 35)

Payments (number per year) 106

Time (hours per year) 196

Total tax rate (% of profit) 90.6

**Trading across borders** (rank) 171 (LL 31)

Documents to export (number) 7

Time to export (days) 80

Cost to export (US\$ per container) 3,100

Documents to import (number) 11

Time to import (days) 104

Cost to import (US\$ per container) 4,600

**Enforcing contracts** (rank) 46 (LL 12)

Procedures (number) 42

Time (days) 195

Cost (% of claim) 22.2

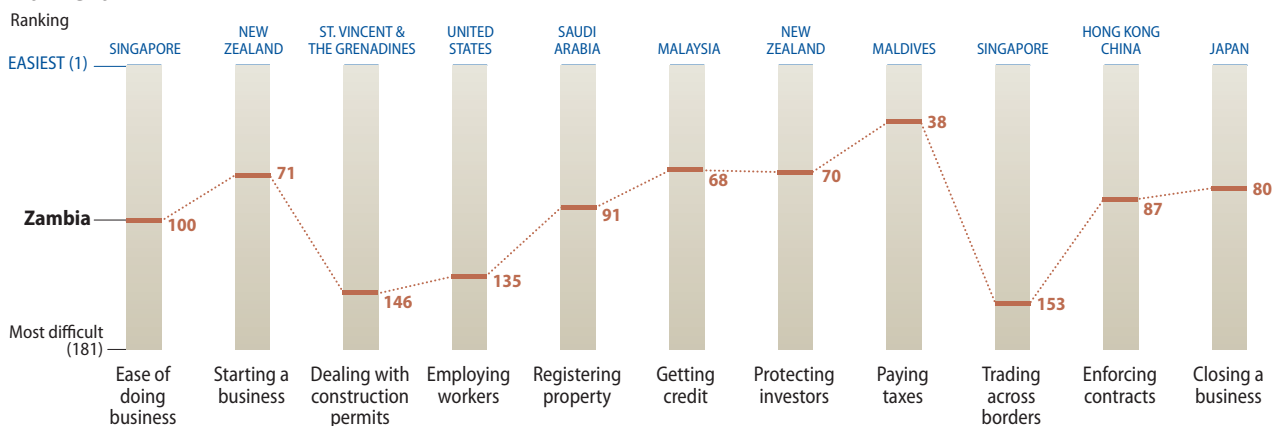
**Closing a business** (rank) 122 (LL 26)

Time (years) 4.0

Cost (% of estate) 10

Recovery rate (cents on the dollar) 18.7

## COUNTRY PROFILE

**Zambia****ZAMBIA**

Sub-Saharan Africa

Low income

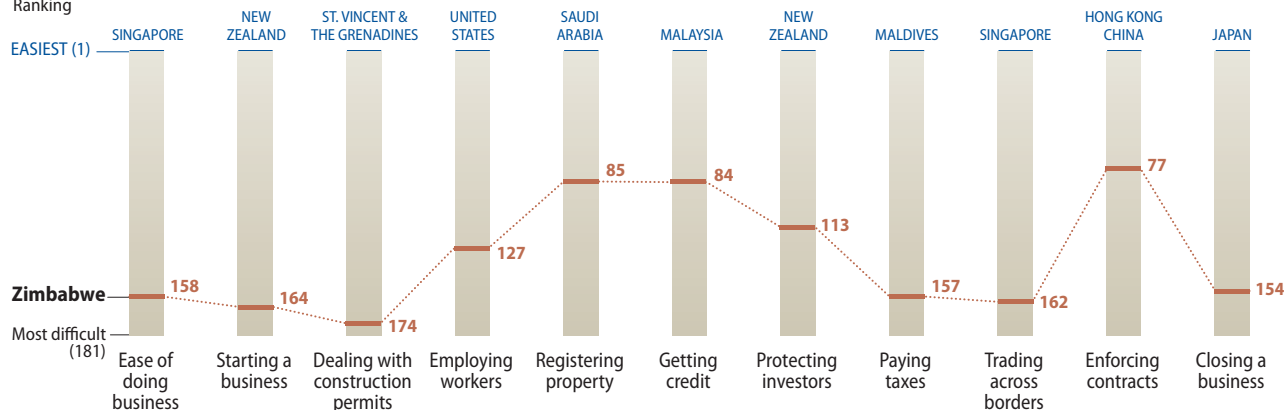
Ease of doing business (rank)	100 (LL 16)
GNI per capita (US\$)	800
Population (millions)	11.9

<b>Starting a business</b> (rank)	71 (LL 14)	<b>Protecting investors</b> (rank)	70 (LL 7)
Procedures (number)	6	Extent of disclosure index (0-10)	3
Time (days)	18	Extent of director liability index (0-10)	6
Cost (% of income per capita)	28.6	Ease of shareholder suits index (0-10)	7
Minimum capital (% of income per capita)	1.5	Strength of investor protection index (0-10)	5.3
<b>Dealing with construction permits</b> (rank)	146 (LL 26)	<b>Paying taxes</b> (rank)	38 (LL 6)
Procedures (number)	17	Payments (number per year)	37
Time (days)	254	Time (hours per year)	132
Cost (% of income per capita)	1,023.1	Total tax rate (% of profit)	16.1
<b>Employing workers</b> (rank)	135 (LL 31)	<b>Trading across borders</b> (rank)	153 (LL 19)
Difficulty of hiring index (0-100)	22	Documents to export (number)	6
Rigidity of hours index (0-100)	60	Time to export (days)	53
Difficulty of firing index (0-100)	20	Cost to export (US\$ per container)	2,664
Rigidity of employment index (0-100)	34	Documents to import (number)	9
Firing cost (weeks of salary)	178	Time to import (days)	64
<b>Registering property</b> (rank)	91 (LL 22)	Cost to import (US\$ per container)	3,335
Procedures (number)	6	<b>Enforcing contracts</b> (rank)	87 (LL 20)
Time (days)	39	Procedures (number)	35
Cost (% of property value)	6.6	Time (days)	471
<b>Getting credit</b> (rank)	68 (LL 14)	Cost (% of claim)	38.7
Strength of legal rights index (0-10)	9	<b>Closing a business</b> (rank)	80 (LL 14)
Depth of credit information index (0-6)	0	Time (years)	2.7
Public registry coverage (% of adults)	0.0	Cost (% of estate)	9
Private bureau coverage (% of adults)	0.1	Recovery rate (cents on the dollar)	30.2

## COUNTRY PROFILE

**Zimbabwe**

Ranking

**ZIMBABWE**

Sub-Saharan Africa

Low income

Ease of doing business (rank)	158 (LL 30)
GNI per capita (US\$)	325
Population (millions)	13.4

<b>Starting a business</b> (rank)	164 (LL 35)
Procedures (number)	10
Time (days)	96
Cost (% of income per capita)	432.7
Minimum capital (% of income per capita)	3.4

<b>Protecting investors</b> (rank)	113 (LL 17)
Extent of disclosure index (0-10)	8
Extent of director liability index (0-10)	1
Ease of shareholder suits index (0-10)	4
Strength of investor protection index (0-10)	4.3

<b>Dealing with construction permits</b> (rank)	174 (LL 36)
Procedures (number)	19
Time (days)	1,426
Cost (% of income per capita)	16,368.8

<b>Paying taxes</b> (rank)	157 (LL 33)
Payments (number per year)	52
Time (hours per year)	256
Total tax rate (% of profit)	63.7

<b>Employing workers</b> (rank)	127 (LL 29)
Difficulty of hiring index (0-100)	0
Rigidity of hours index (0-100)	40
Difficulty of firing index (0-100)	60
Rigidity of employment index (0-100)	33
Firing cost (weeks of salary)	446

<b>Trading across borders</b> (rank)	162 (LL 24)
Documents to export (number)	7
Time to export (days)	53
Cost to export (US\$ per container)	2,678
Documents to import (number)	9
Time to import (days)	73
Cost to import (US\$ per container)	3,999

<b>Registering property</b> (rank)	85 (LL 20)
Procedures (number)	4
Time (days)	30
Cost (% of property value)	25.0

<b>Enforcing contracts</b> (rank)	77 (LL 18)
Procedures (number)	38
Time (days)	410
Cost (% of claim)	32.0

<b>Getting credit</b> (rank)	84 (LL 17)
Strength of legal rights index (0-10)	8
Depth of credit information index (0-6)	0
Public registry coverage (% of adults)	0.0
Private bureau coverage (% of adults)	0.0

<b>Closing a business</b> (rank)	154 (LL 31)
Time (years)	3.3
Cost (% of estate)	22
Recovery rate (cents on the dollar)	0.1

# Acknowledgments

*Doing Business in Landlocked Economies 2009* was prepared by a team led by Allen Dennis and Camille Ramos, with the help of Caroline van Copenolle and Tea Trumbic.

*Doing Business 2009* was prepared by a team led by Sylvia Solf, Simeon Djankov (through March 2008) and Penelope Brook (from April 2008) under the general direction of Michael Klein. The team comprised Teymour Abdel Aziz, Svetlana Bagaudinova, Karim O. Belayachi, Mema Beye, Frederic Bustelo, César Chaparro Yedro, Maya Choueiri, Roger Coma-Cunill, Santiago Croci Downes, Marie Delion, Allen Dennis, Jacqueline den Otter, Alejandro Espinosa-Wang, Monica Fonseca Fernandez, Kjartan Fjeldsted, Elena Gasol Ramos, Carolin Geginat, Cemile Hacibeyoglu, Jamal Haidar, Sabine Hertveldt, Palarp Jumpasut, Dahlia Khalifa, Jean Michel Lobet, Oliver Lorenz, Valerie Marechal, Andres Martinez, Alexandra Mincu, Sushmitha Narsiah, Joanna Nasr, Dana Omran, Caroline Otonolo, Nadia Ram, Rita Ramalho, Camille Ramos, Ivana Rossi, Yara Salem, Pilar Salgado-Otónel, Umar Shavurov, Larisa Smirnova, Jayashree Srinivasan, Susanne Szymanski, Tea Trumbic, Caroline van Copenolle, Bryan Welsh, Justin Yap and Lior Ziv. Jan Bezem, Sonali Bishop, Tara Sabre Collier, Sarah Iqbal, Alice Ouedraogo, Babacar Sedikh Faye and Jennifer Yip assisted in the months prior to publication.

Oliver Hart and Andrei Shleifer provided academic advice on the project. The paying taxes project was conducted in collaboration with PricewaterhouseCoopers, led by Robert Morris.

Alison Strong copyedited the manuscript. Gerry Quinn designed the report and the graphs. Alexandra Quinn provided desktopping services. The online service of the *Doing Business* database is managed by Ramin Aliyev, Felipe Iturralde Escudero and Graeme Littler under the direction of Suzanne Smith.

We are grateful for valuable comments provided by colleagues across the World Bank Group and for the guidance of World Bank Group Executive Directors.

The report was made possible by the generous contribution of more than 6,700 lawyers, accountants, judges, businesspeople and public officials in 181 economies. Global and regional contributors are firms that have completed multiple surveys in their various offices around the world.

Quotations in this report are from *Doing Business* local partners unless otherwise indicated. The names of those wishing to be acknowledged individually are listed on the following pages. Contact details are posted on the *Doing Business* website at <http://www.doingbusiness.org>.

Contact details for local partners  
are available on the  
**Doing Business** website at  
<http://www.doingbusiness.org>

**GLOBAL CONTRIBUTORS**

ALLEN & OVERY LLP  
APL LTD  
BAKER & MCKENZIE  
CLEARY GOTTLIEB STEEN & HAMILTON LLP  
HAWKAMAH – THE INSTITUTE FOR CORPORATE GOVERNANCE  
IUS LABORIS, ALLIANCE OF LABOR, EMPLOYMENT, BENEFITS AND PENSIONS LAW FIRMS  
LAWYERS WITHOUT BORDERS  
LEX MUNDI, ASSOCIATION OF INDEPENDENT LAW FIRMS  
PRICEWATERHOUSECOOPERS  
PRICEWATERHOUSECOOPERS LEGAL SERVICES  
SDV INTERNATIONAL LOGISTICS  
THE ADORA GROUP LTD (FREIGHTNET)  
TOBOC INC.

**REGIONAL CONTRIBUTORS**

ABU-GHAZALEH LEGAL  
EAST AFRICA LAW SOCIETY  
FEDERACIÓN INTERAMERICANA DE LA INDUSTRIA DE LA CONSTRUCCIÓN  
GARCIA & BODAN  
GLOBALINK TRANSPORTATION & LOGISTICS WORLDWIDE LLP  
IKRP ROKAS & PARTNERS  
M&M LOGISTICS  
TRANSUNION INTERNATIONAL  
UNIVERSITY OF SOUTH PACIFIC

**AFGHANISTAN**

Najibullah Amiri  
AFGHANISTAN BANKS ASSOCIATION  
BEARINGPOINT  
Bahauddin Baha  
SUPREME COURT  
A. Farid Barakzai  
TNT INTERNATIONAL EXPRESS  
Amanda Galton  
ORRICK, HERRINGTON & SUTCLIFFE  
Shahzad Haider  
AFGHANISTAN INTERNATIONAL BANK  
Muslimul Haq  
AFGHANISTAN BANKS ASSOCIATION  
Abdul Wassay Haqiqi  
HAQIQI LEGAL SERVICES  
Saduddin Haziq  
AFGHANISTAN INTERNATIONAL BANK  
Rashid Ibrahim  
A.F. FERGUSON & Co.  
Yasin Khosti  
SOCIETY OF AFGHAN ARCHITECTS AND ENGINEERS  
Gaurav Lekh Raj Kukreja  
AFGHAN CONTAINER TRANSPORT COMPANY  
Zahoor Malla  
GLOBALINK LOGISTICS GROUP  
T. Ud-Din A. Mirza  
A.F. FERGUSON & Co.  
Kevin O'Brien  
USAID/BEARING POINT

Habibullah Peerzada  
ACCL INTERNATIONAL  
Abdul Rahman Watanwal  
MBC CONSTRUCTION

**ARMENIA**

Artak Arzoyan  
ACRA CREDIT BUREAU  
Vardan Bezhanyan  
YEREVAN STATE UNIVERSITY  
Gevorg Chakmishyan  
PRICEWATERHOUSECOOPERS  
Aikanush Edigaryan  
TRANS-ALLIANCE  
Courtney Fowler  
PRICEWATERHOUSECOOPERS  
Gagik Galstyan  
HORIZON 95  
Hayk Ghazazyan  
KPMG  
Mher Grigoryan  
VTB BANK  
Sargis H. Martirosyan  
TRANS-ALLIANCE  
Davit Harutyunyan  
PRICEWATERHOUSECOOPERS  
Vahe Kakoyan  
INVESTMENT LAW GROUP LLC  
Karine Khachatryan  
BEARINGPOINT  
Rajiv Nagri  
GLOBALINK LOGISTICS GROUP  
Artur Nikoyan  
TRANS-ALLIANCE

Mikayel Pashayan  
THE STATE COMMITTEE OF THE REAL PROPERTY CADASTRE  
Alex Poghossian  
ALPHA PLUS CONSULTING  
Aram Poghosyan  
GRANT THORNTON AMYOT  
David Sargsyan  
AMERIA CJSC  
Gayane Shimshiryan  
CENTRAL BANK  
Hakob Tadevosyan  
GRANT THORNTON AMYOT  
Matthew Tallarovic  
PRICEWATERHOUSECOOPERS  
Armen Ter-Tachatyán  
TER-TACHATYAN LEGAL AND BUSINESS CONSULTING  
Artur Tunyan  
JUDICIAL REFORM PROJECT

**AUSTRIA**

Thomas Bareder  
OENB  
Georg Brandstetter  
BRANDSTETTER PRITZ & PARTNER  
Martin Eckel  
E|N|W|C NATLACEN  
WALDERDORFF CANCOLA RECHTSANWÄLTE GMBH  
Tibor Fabian  
BINDER GRÖSSWANG RECHTSANWÄLTE  
Julian Feichtinger  
CERHA HEMPEL SPIEGELFELD HLAWATI  
Andreas Hable  
BINDER GRÖSSWANG RECHTSANWÄLTE  
Rudolf Kaindl  
KOEHLER, KAINDL, DUERR & PARTNER, CIVIL LAW NOTARIES  
Susanne Kappel  
KUNZ SCHIMA WALLENTIN RECHTSANWÄLTE KEG, MEMBER OF IUS LABORIS  
KRAUS & Co  
WARENHANDELSGESELLSCHAFT MBH  
Florian Kremslehner  
DORDA BRUGGER JORDIS  
Rudolf Krickl  
PRICEWATERHOUSECOOPERS  
Ulrike Langwallner  
SCHÖNHERR RECHTSANWÄLTE GMBH / ATTORNEYS-AT-LAW  
Gregor Maderbacher  
BRAUNEIS KLAUSER PRÄNDL RECHTSANWÄLTE GMBH  
Peter Madl  
SCHÖNHERR RECHTSANWÄLTE GMBH / ATTORNEYS-AT-LAW  
Irene Mandl  
AUSTRIAN INSTITUTE FOR SME RESEARCH  
Wolfgang Messeritsch  
NATIONAL BANK  
Marguerita Müller  
DORDA BRUGGER JORDIS  
Alfred Nepf  
MINISTRY OF FINANCE

Michael Podesser  
PRICEWATERHOUSECOOPERS  
Ulla Reisch  
URBANER LIND SCHMIED REISCH RECHTSANWÄLTE OG  
Friedrich Roedler  
PRICEWATERHOUSECOOPERS  
Ruth Rosenkranz  
GRAF & PITKOWITZ RECHTSANWÄLTE GMBH  
Heidi Scheichenbauer  
AUSTRIAN INSTITUTE FOR SME RESEARCH  
Georg Schima  
KUNZ SCHIMA WALLENTIN RECHTSANWÄLTE KEG, MEMBER OF IUS LABORIS  
Stephan Schmalzl  
WALLNÖFER SCHMALZL-RECHTSANWÄLTE  
Ernst Schmidt  
Karin Schöpp  
BINDER GRÖSSWANG RECHTSANWÄLTE  
Benedikt Spiegelfeld  
CERHA HEMPEL SPIEGELFELD HLAWATI  
Birgit Vogt-Majarek  
KUNZ SCHIMA WALLENTIN RECHTSANWÄLTE KEG, MEMBER OF IUS LABORIS  
Lothar A. Wachter  
WOLF THEISS  
Gerhard Wagner  
KSV 1870  
Irene Welsler  
CERHA HEMPEL SPIEGELFELD HLAWATI  
Gerold Zeiler  
SCHÖNHERR RECHTSANWÄLTE GMBH / ATTORNEYS-AT-LAW  
**AZERBAIJAN**  
Shirzad Abdullayev  
NATIONAL BANK  
Sabit Abdullayev  
OMNI LAW FIRM  
Eldar Adilzade  
IFC  
Anar Aliyev  
IFC  
Azer Amiraslan Aliyev  
IFC  
Aykhan Asadov  
BAKER & MCKENZIE - CIS, LTD.  
Ismail Askerov  
MGB LAW OFFICES  
Rufat Aslanli  
NATIONAL BANK  
Sabit A. Bagirov  
ENTREPRENEURSHIP DEVELOPMENT FOUNDATION  
Samira Bakhshiyeva  
DELOITTE & TOUCHE LLC  
Samir Balayev  
UNIBANK  
Rana Dramali  
ROSEVILLE PREMIUM RESIDENCE  
Mehriban Efendiyeva  
MICHAEL WILSON & PARTNERS LTD.

Zaur Fati-Zadeh  
MINISTRY OF TAXES  
Vusal Gafarov  
BAKER & MCKENZIE - CIS, LTD.  
Rashad Gafarov  
PANALPINA  
Rufat Gasinov  
BAKU CARGO  
Rizvan Gubiyev  
PRICEWATERHOUSECOOPERS  
Abbas Guliyev  
BAKER & MCKENZIE - CIS, LTD.  
Arif Guliyev  
PRICEWATERHOUSECOOPERS  
Rashad Gulmaliyev  
THE STATE REGISTER SERVICE OF REAL ESTATE  
Sabina Gulmaliyeva  
MGB LAW OFFICES  
Jeyhun Gurbanov  
AGL LTD.  
Elchin Habibov  
NATIONAL BANK  
Faiq Haci-Ismaylov  
INCE MMC  
Adil Hajaliyev  
BM INTERNATIONAL LLC  
Arzu Hajjiyeva  
ERNST & YOUNG  
Samir Hasanov  
GOSSELIN  
Zaur Huseynov  
OJSC BAKIELEKTRIKSHEBEKE  
Emin Huseynov  
NATIONAL BANK  
Faiq Huseynov  
UNIBANK  
Jeyhun Huseynzade  
PRICEWATERHOUSECOOPERS  
Zohrad Ismayilov  
ASSOCIATION FOR ASSISTANCE TO FREE ECONOMY  
Dilyara Israfilova  
BM INTERNATIONAL LLC  
Fakhiyar Jabbarov  
IFC  
Gunduz Karimov  
BAKER & MCKENZIE - CIS, LTD.  
Nuran Karimov  
DELOITTE & TOUCHE LLC  
Sahib Mammadov  
CITIZENS' LABOUR RIGHTS PROTECTION LEAGUE  
Kamil Mammadov  
MAMMADOV & PARTNERS LAW FIRM  
Elchin Mammadov  
MGB LAW OFFICES  
Vugar Mammadov  
PRICEWATERHOUSECOOPERS  
Rena Mammadova  
DELOITTE & TOUCHE LLC  
Faiq S. Manafov  
UNIBANK  
Daniel Matthews  
BAKER & MCKENZIE  
Farhad Mirzayev  
BM INTERNATIONAL LLC



Juliana White  
BOTSWANA STOCK EXCHANGE  
Dave Williams  
MINCHIN & KELLY

## BURKINA FASO

Campene A Theophile  
Fortune Bicaba  
Dieudonne Bonkougou  
Birika Jean Claude Bonzi  
B. Thierry Compaoré  
INGENIERIE-DESIGN-ARCHITECTURE  
Bernardin Dabire  
CABINET BERNARDIN DABIRE  
Laurent-Michel Dabire  
CABINET BERNARDIN DABIRE  
Jonathan Darboux  
BCEAO  
Denis Dawende  
OFFICE NOTARIAL ME JEAN CELESTIN ZOURE  
Sylvie Dembelé  
Daouda Diallo  
FISC CONSULTING INTERNATIONAL  
Fatimatou Zahra Diop  
BCEAO  
Jean Claude Gnamien  
FIDAFRICA / PRICEWATERHOUSECOOPERS  
Hermann Gnango  
FIDAFRICA / PRICEWATERHOUSECOOPERS  
Sibi Desire Gouba  
OFFICE NOTARIAL ME JEAN CELESTIN ZOURE  
Issaka Kargourou  
MAISON DE L'ENTREPRISE DU BURKINA FASO  
Barthélémy Kere  
CABINET D'AVOCATS BARTHÉLEMY KERE  
Gilbert Kibtonne  
CEFAC  
Messan Lawson  
Colette Lefebvre  
INSPECTION DU TRAVAIL  
Ido Leocaldie  
CABINET BERNARDIN DABIRE  
Evelyne Mandessi Bell  
CABINET OUEDRAOGO & BONKOUNGOU  
Evelyne M'Bassidgé  
FIDAFRICA / PRICEWATERHOUSECOOPERS  
Adeline Messou  
FIDAFRICA / PRICEWATERHOUSECOOPERS  
Oumarou Ouedraogo  
AVOCAT À LA COUR  
N. Henri Ouedraogo  
MINISTÈRE DES FINANCES ET DU BUDGET  
François de Salle Ouedraogo  
SOCIÉTÉ NATIONALE D'ÉLECTRICITÉ DU BURKINA  
Benewende S. Sankara  
CABINET MAITRE SANKARA  
Hermann Sanon  
OFFICE NOTARIAL ME JEAN CELESTIN ZOURE

Michel Sawadogo  
UNIVERSITÉ DE OUAGADOUGOU  
Moussa Sogodogo  
AVOCAT À LA COUR  
Barterlé Mathieu Some  
AVOCAT À LA COUR  
Thombiano Sylvain  
EPURE  
Dominique Taty  
FIDAFRICA / PRICEWATERHOUSECOOPERS  
Clément Toe  
GÉNÉRAL D'ÉLECTRICITÉ ET DIVERS  
Fousséni Traoré  
FIDAFRICA / PRICEWATERHOUSECOOPERS  
Bouba Yaguibuou  
Seydou Roger Yamba  
CABINET MAITRE SANKARA  
Gilles Corneille Yaméogo  
BARREAU DU BURKINA FASO  
Ousmane Prosper Zoungrana  
Théophile Noël Zoure  
OFFICE NOTARIAL ME JEAN CELESTIN ZOURE

## BURUNDI

Bireha Audace  
BANQUES-MICROFINANCE-GESTION IMMOBILIÈRE  
Joseph Bahizi  
BANQUE DE LA RÉPUBLIQUE DU BURUNDI  
Sylvestre Banzubaze  
AVOCAT AU BARREAU DU BURUNDI  
Emmanuel Hakizimana  
CAB. D'AVOCATS-CONSEILS  
Dominik Kohlhagen  
CHERCHEUR AU LABORATOIRE D'ANTHROPOLOGIE JURIDIQUE DE PARIS  
Augustin Mabushi  
A & JN MABUSHI CABINET D'AVOCATS  
Jean Marie Mudende  
REPUBLIQUE DE BURUNDI MINISTÈRE DE LA JUSTICE  
Bonaventure Nicimpaye  
INTERCONTACT SERVICES, S.A.  
Bernard Ntahiraja  
CABINET WILLY RUBEYA  
Tharcisse Ntakiyica  
BARREAU DU BURUNDI  
Daniel Ntawurishira  
SDV TRANSAMI - GROUPE BOLLORÉ  
François Nyamoya  
AVOCAT À LA COUR  
Déogratias Nzemba  
AVOCAT À LA COUR  
Laurent Nzeyimana  
PRÉSIDENT DU CONSEIL D'ARBITRAGE CEBAC  
Phillipe Pasquali  
SDV TRANSAMI - GROUPE BOLLORÉ  
Prosper Ringuyeneza  
ARCHITECTURE ET CONSTRUCTION (A.C.)

Willy Rubeya  
CABINET WILLY RUBEYA  
Benjamin Rufagari  
DELOITTE & TOUCHE  
Clémence Rwamo  
MINISTÈRE DE LA JUSTICE  
Fabien Segatwa  
ETUDE ME SEGATWA  
Gabriel Sinarinzi  
CABINET ME GABRIEL Sinarinzi  
Salvatore Sindayihebura  
SDV TRANSAMI - GROUPE BOLLORÉ  
Audace Sunzu  
REGIDESO-BURUNDI

## CENTRAL AFRICAN REPUBLIC

Richard Anokonayen  
MINISTÈRE DE LA FONCTION PUBLIQUE  
Max Symphorien Babdiba  
CLUB OHADA  
Jean Christophe Bakossa  
L'ORDRE CENTRAFRICAÏN DES ARCHITECTES  
Emile Bizon  
CABINET TIANGAYE - UNIVERSITÉ DE BANGUI  
Michel Desprez  
SDV CENTRAFRIQUE - GROUPE BOLLORÉ  
Maurice Dibert-Dollet  
MINISTÈRE DE LA JUSTICE  
Bertin-Rufin Dimanche  
MINISTÈRE DES FINANCES, DIRECTION GÉNÉRALE DES IMPÔTS ET DES DOMAINES  
Christiane Doraz-Serefessenet  
SECRETÀIRE GÉNÉRALE DE LA CHAMBRE DES NOTAIRES  
Marie-Edith Douzima-Lawson  
CABINET DOUZIMA & MINISTÈRE DE LA FONCTION PUBLIQUE  
ENERGIE CENTRAFRICAÏNE (ENERCA)  
Philippe Fouda Fouda  
BEAC  
Dolly Gotilogue  
Isidore Grothe  
MINISTÈRE DES FINANCES ET DU BUDGET  
Gabriel Houndoni  
CLUB OHADA  
Caroline Idrissou-Belingar  
BEAC  
Noel Kelembho  
SDV - GROUPE BOLLORÉ  
Bouna Loumandet Chrésia  
ETUDE NOTARIALE  
Jean Paul Maradas Nado  
MINISTÈRE DE L'URBANISME  
Anasthasie Mbo-Gaudeuille  
CHAMBRE DE COMMERCE D'INDUSTRIE DES MINES ET DE L'ARTISANAT  
Serge Médard Missamou  
CLUB OHADA  
Yves Namkomokoina  
MAGISTRAT, COMMERCE TRIBUNAL

Jean Baptiste Nouganga  
BUREAU COMPTABLE FISCAL - CABINET NOUGANGA  
Bako Sah  
ARCHITECT

## CHAD

Abdelkerim Ahmat  
SDV  
Oscar D'Estaing Deffosso  
FIDAFRICA / PRICEWATERHOUSECOOPERS  
Baba Dina  
STAT N'DJAMÉNA  
Mahamat Djibrine  
STD  
N'Doningar Djimasna  
FACULTÉ DE DROIT, UNIVERSITÉ DE N'DJAMÉNA  
Philippe Fouda Fouda  
BEAC  
Caroline Idrissou-Belingar  
BEAC  
Narcisse Madjiyore Dongar  
Issa Ngarmbassa  
ETUDE ME ISSA NGAR MBASSA  
Nissaouabé Passang  
ETUDE ME PASSANG  
Nicolas Ronzié  
FIDAFRICA / PRICEWATERHOUSECOOPERS  
Gilles Schwarz  
SDV  
Dominique Taty  
FIDAFRICA / PRICEWATERHOUSECOOPERS  
Nadine Tinen Tchangoum  
FIDAFRICA / PRICEWATERHOUSECOOPERS  
Sobdibé Zoua  
LAW FIRM SSCP

## CZECH REPUBLIC

ALLEN & OVERY, PRAHA  
ADVOKÁTNÍ KANCELÁŘ  
Tomas Babacek  
AMBRUZ & DARK  
ADVOKÁTI, V.O.S.  
PRICEWATERHOUSECOOPERS  
LEGAL SERVICES  
Libor Basl  
BAKER & MCKENZIE  
Martin Bohuslav  
AMBRUZ & DARK  
ADVOKÁTI, V.O.S.  
PRICEWATERHOUSECOOPERS  
LEGAL SERVICES  
Stephen B. Booth  
PRICEWATERHOUSECOOPERS  
Jiří Černý  
PETERKA & PARTNERS  
Matěj Daněk  
PROCHÁZKA RANDL KUBR,  
MEMBER OF IUS LABORIS & LEX MUNDI  
Svatava Dokoupilova  
CZECH OFFICE FOR SURVEYING, MAPPING AND CADASTRE  
Jitka Ernestova  
PETERKA & PARTNERS  
Kristýna Fišerová  
PETERKA & PARTNERS  
Jakub Hajek  
AMBRUZ & DARK  
ADVOKÁTI, V.O.S.  
PRICEWATERHOUSECOOPERS  
LEGAL SERVICES  
Michal Hanko  
BUBNIK, MYSLIL & PARTNERS  
Jarmila Hanzalova  
PROCHÁZKA RANDL KUBR,  
MEMBER OF IUS LABORIS & LEX MUNDI  
Vlastimil Hokr  
BDO PRIMA AUDIT S.R.O.  
Vít Horáček  
GLATZOVÁ AND CO. LAW OFFICES  
Hana Hrbacova  
AMBRUZ & DARK  
ADVOKÁTI, V.O.S.  
PRICEWATERHOUSECOOPERS  
LEGAL SERVICES  
Iva Hromková  
GLATZOVÁ AND CO. LAW OFFICES  
Ludvik Juříčka  
AMBRUZ & DARK  
ADVOKÁTI, V.O.S.  
PRICEWATERHOUSECOOPERS  
LEGAL SERVICES  
Robert Jurka  
BDO PRIMA AUDIT S.R.O.  
Jiri Klimicek  
SQUIRE, SANDERS & DEMPSEY,  
V.O.S. ADVOKÁT KANCELÁŘ  
Miroslav Kocman  
ICCRUE S.R.O.  
Adela Krbcová  
PETERKA & PARTNERS  
Petr Kucera  
CCB - CZECH BANKING  
CREDIT BUREAU  
Lenka Mrázova  
PRICEWATERHOUSECOOPERS  
David Musil  
PRICEWATERHOUSECOOPERS  
Jarmila Musilova  
NATIONAL BANK  
Stanislav Myslil  
CERMAK HOREJS MYSLIL A SPOL.  
Jörg Nürnberger  
DLA PIPER  
Athanasios Pantazopoulos  
IKRP ROKAS & PARTNERS AND DR. A. PANTAZOPOULOS  
Marketa Penazova  
AMBRUZ & DARK  
ADVOKÁTI, V.O.S.  
PRICEWATERHOUSECOOPERS  
LEGAL SERVICES  
Jan Petřík  
BRZOBOHATÝ BROŽ & HONSA,  
V.O.S.  
Kristýna Pohlavá  
GLATZOVÁ AND CO. LAW OFFICES  
Pavla Prikrylová  
PETERKA & PARTNERS  
Jan Procházka  
AMBRUZ & DARK  
ADVOKÁTI, V.O.S.  
PRICEWATERHOUSECOOPERS  
LEGAL SERVICES





Usen Kydryaliev  
ENTREPRENEURS' UNION OF  
KYRGYZSTAN

Erkin Madmarov  
IBC

Barno Marazykova  
LAW FIRM "PARTNER"

Tatyana Marchenko  
LORENZ LAW FIRM

Olga Moreva  
USAID BUSINESS  
ENVIRONMENT IMPROVEMENT  
PROJECT

Janybek Musaev

Almas Nakipov  
PRICewaterHOUSECOOPERS

Aidin Nazekov  
USAID BUSINESS  
ENVIRONMENT IMPROVEMENT  
PROJECT

Sergey Oseledko

Erkin Sakiev

Kanat Seidaliev  
GRATA LAW FIRM

Yulia Shapovalova  
USAID BUSINESS  
ENVIRONMENT IMPROVEMENT  
PROJECT

Anastasia Shloeva  
GLOBALINK LOGISTICS GROUP

Mirgul Smanaliev  
LAW FIRM "PARTNER"

Kalybek Sultanov  
AVANGARD STYLE LTD

Rakhat Suyumkulov  
MENS LTD.

Azim Usmanov  
GRATA LAW FIRM

Alexander Vachtel  
SENTYABR STROI LTD

## LAO PDR

Kelly Bird  
ASIAN DEVELOPMENT BANK

Sithong Chanthasouk  
DFDL MEKONG LAW GROUP

Lasonexay Chanthavong  
DFDL MEKONG LAW GROUP

Sounthorn Chanthavong  
DFDL MEKONG LAW GROUP

Aristotle David  
DFDL MEKONG LAW GROUP

Chanthalay Douangvilay  
PEOPLE'S COURT OF  
VIENTIANE CAPITAL

Daodeuane Duangdara  
PRICewaterHOUSECOOPERS

Grant Follett  
DFDL MEKONG LAW GROUP

Daniel Horngren  
VASCO LTD.

Richard Irwin  
PRICewaterHOUSECOOPERS

Khamkhong Liemphrachan  
MINISTRY OF JUSTICE

Ketsana Phommachanh  
MINISTRY OF JUSTICE,  
LAW RESEARCH AND  
INTERNATIONAL COOPERATION  
INSTITUTE

Thavorn Rujivanarom  
PRICewaterHOUSECOOPERS

Khongsy Saisouttha  
JUDGEMENT ENFORCEMENT  
OFFICE OF VIENTIANE  
CAPITAL

Sivath Sengdouangchanh  
CONSULTANT

Khamphone Sipaseuth  
MINISTRY OF JUSTICE

Danyel Thomson  
DFDL MEKONG LAW GROUP

Andrea Wilson  
DFDL MEKONG LAW GROUP

## LESOTHO

Mark Badenhorst  
PRICewaterHOUSECOOPERS

Paul De Chalin  
PRICewaterHOUSECOOPERS

Thuso Green  
PROCELL

Gerhard Gouws  
NEDBANK LTD.  
HARLEY & MORRIS

Mankhebe Makume  
LESOTHO ELECTRICITY  
COMPANY (PTY) LTD

João Martins  
PRICewaterHOUSECOOPERS

Mathias Matshe  
SHEERAN & ASSOCIATES

Kuena Mophethe  
K.MOPHETHE LAW CHAMBERS

Thabo Mpaka  
MPAKA CHAMBERS

Theodore Ntlatlapa  
DNT ARCHITECTS

Malaika Ribeiro  
PRICewaterHOUSECOOPERS

Peter Sands  
SDV (PTY) LTD

Dudzile Seamatha  
SHEERAN & ASSOCIATES

Tiisetso Sello-Mafatle  
SELLO - MAFATLE CHAMBERS

Lindiwe Sephomolo  
ASSOCIATION OF LESOTHO  
EMPLOYERS AND BUSINESS

Phoka Thene  
SELLO - MAFATLE CHAMBERS

## LUXEMBOURG

ALLEN & OVERY LLP

Lara Aherne  
BONN SCHMITT STEICHEN,  
MEMBER OF LEX MUNDI

Rene Beltjens  
PRICewaterHOUSECOOPERS

Denis Cantele  
OOSTVOGELS PFISTER FEYTEN

Guy Castegnaro  
CASTEGNARO CABINET  
D'AVOCATS, MEMBER OF IUS  
LABORIS

Christel Dumont  
OOSTVOGELS PFISTER FEYTEN

Thomas Ecker  
VILLE DE LUXEMBOURG -  
SERVICE DE L'ÉLECTRICITÉ

Gérard Eischen  
CHAMBER OF COMMERCE  
OF THE GRAND-DUCHY OF  
LUXEMBOURG

Martine Gerber Lemaire  
OOSTVOGELS PFISTER FEYTEN

Anabela Fernandes  
PRICewaterHOUSECOOPERS

Jean Luc Heiby  
SDV INTERNATIONAL  
LOGISTICS

Isabelle Lapietra  
PRICewaterHOUSECOOPERS

Roxanne Le Ligeour  
LOYENS & LOEFF

Michaël Lockman  
PRICewaterHOUSECOOPERS

Tom Loesch  
LINKLATERS

Nuria Martin  
LOYENS & LOEFF

Séverine Moca  
PRICewaterHOUSECOOPERS

Peter Moons  
LOYENS & LOEFF

Anne Murrath  
PRICewaterHOUSECOOPERS

Elisabeth Omes  
BONN SCHMITT STEICHEN,  
MEMBER OF LEX MUNDI

Laurent Paquet  
PRICewaterHOUSECOOPERS

Simon Paul  
LOYENS & LOEFF

PAUL WURTH S.A.  
ENGINEERING & PROJECT  
MANAGEMENT

Françoise Pfeiffer  
OOSTVOGELS PFISTER FEYTEN

Dominique Robinet  
PRICewaterHOUSECOOPERS

Serge Saussoy  
PRICewaterHOUSECOOPERS

Jean-Luc Schaus  
LOYENS & LOEFF

Alex Schmitt  
BONN SCHMITT STEICHEN,  
MEMBER OF LEX MUNDI

Marleen Vandenput  
PRICewaterHOUSECOOPERS

Davide Visin  
PRICewaterHOUSECOOPERS

## MACEDONIA, FORMER YUGOSLAV REPUBLIC OF

Violeta Angelova Gerovska  
IKRP ROKAS & PARTNERS

Zlatko Antevski  
LAWYERS ANTEVSKI

Benita Beleskova  
IKRP ROKAS & PARTNERS

Goran Bonevski  
PUBLIC REVENUE OFFICE

Biljana Čakmakova  
MENS LEGIS ČAKMAKOVA  
ADVOCATES

Katerina Carceva  
PRICewaterHOUSECOOPERS

Zoran Cvetanoski  
STATE AUTHORITY FOR  
GEODETIC WORKS

Pavlinka Dameska  
MENS LEGIS ČAKMAKOVA  
ADVOCATES

Aleksandar Dimić  
POLENAK LAW FIRM

Aleksandra Donevska  
LAWYERS ANTEVSKI

Vesna Gavriloska  
MENS LEGIS ČAKMAKOVA  
ADVOCATES

Ana Hadzieva  
POLENAK LAW FIRM

Solobodan Hristovski  
POLENAK LAW FIRM

Biljana Ickovska  
LAW OFFICE NIKOLOVSKI

Aleksandar Ickovski  
LAW OFFICE NIKOLOVSKI

Nena Ivanovska  
JUDICIAL REFORM  
IMPLEMENTATION PROJECT

Katerina Jordanova  
LAWYERS ANTEVSKI

Kristijan Karapančevski  
KARAPANČEVSKI COMPANY

Dejan Knezović  
LAW OFFICE KNEZOVIC &  
ASSOCIATES

Emmanuel Koenig  
PRICewaterHOUSECOOPERS

Mirjana Markovska  
MARKOVSKA & ANDREVSKI

Irena Mitkovska  
LAWYERS ANTEVSKI

Goce Mojsoski  
PRICewaterHOUSECOOPERS  
NATIONAL BANK

Goran Nikolovski  
LAW OFFICE NIKOLOVSKI

Ljupcho Nikolovski  
MARKOVSKA & ANDREVSKI

Vesna Paunkoska

Valentin Pepeljuginoski  
LAW OFFICE PEPELJUGOSKI

Sonja Peshevska  
LAW OFFICE PEPELJUGOSKI

Kristijan Polenak  
POLENAK LAW FIRM

Tatjana Popovski Buloski  
POLENAK LAW OFFICE

Ljubica Ruben  
MENS LEGIS LAW FIRM

Tatjana Siskovska  
POLENAK LAW FIRM

Dejan Stojanoski  
LAW OFFICE PEPELJUGOSKI

Dzuli Stojanova  
MENS LEGIS ČAKMAKOVA  
ADVOCATES

Suzana Stojkoska  
MARKOVSKA & ANDREVSKI

Biljana Tofiloska  
LAWYERS ANTEVSKI

Slavica Trckova  
LAW OFFICE TRCKOVA

Natasa Trifunoska  
EMPIRIA INTERNATIONAL

Vladimir Vasilevski  
BETASPED INTERNATIONAL  
FREIGHT FORWARDING

Eva Veljanovska  
MENS LEGIS ČAKMAKOVA  
ADVOCATES

Sanja Veljanovska  
MENS LEGIS LAW FIRM

Metodija Velkov  
POLENAK LAW FIRM

Darko Vuksanović

Milica Zafirova  
MARKOVSKA & ANDREVSKI

## MALAWI

Kevin M. Carpenter  
PRICewaterHOUSECOOPERS

Richard Chakana  
2PS CARGO CO.

Marshal Chilenga  
TF & PARTNERS

Alan Chinula

Stuart Forster

Jim Ghobede  
PRICewaterHOUSECOOPERS

Roseline Gramani  
SAVJANI & CO.

Aamir Rashid Jakhura  
FARGO GROUP OF COMPANIES

Chimwemwe Kalua  
GOLDEN & LAW

Anthony Kamanga, SC  
MINISTRY OF JUSTICE

Dannie J. Kamwaza  
KAMWAZA DESIGN  
PARTNERSHIP

Alfred Majamanda  
MBENDERA & NKHONO  
ASSOCIATES

Modesai Msisha  
NYIRENDA & MSISHA LAW  
OFFICES

Misheck Msiska  
PRICewaterHOUSECOOPERS

Isaac Nsamala

Krishna Savjani  
SAVJANI & CO.

Duncan Singano  
SAVJANI & CO.

Don Whyao  
KNIGHT FRANK

## MALI

Traore Baba  
TMS - TRANSIT  
MANUTENTION SERVICES  
SARL

Baya Berthé

Amadou Camara  
SCP CAMARA TRAORÉ

Jonathan Darboux  
BCEAO

Fatima Diarra  
OFFICE NOTARIAL AHMADOU  
TOURE, NOTAIRE A BAMAKO

Mohamed Abdoulaye Diop  
SDV

Fatimatou Zahra Diop  
BCEAO

Jean Claude Gnamien  
FIDAFRICA /  
PRICEWATERHOUSECOOPERS

Hermann Gnango  
FIDAFRICA /  
PRICEWATERHOUSECOOPERS

Mamadou Ismaïla Konate  
JURIFIS CONSULT MALI

Mamadou Maïga  
L'UNION DES CAISSES  
MUTUELLES DEPAGNE ET DES  
CRÉDITS DU MALI

Evelyne M'Bassidgé  
FIDAFRICA /  
PRICEWATERHOUSECOOPERS

Adeline Messou  
FIDAFRICA /  
PRICEWATERHOUSECOOPERS

Malick Badara Sow  
ATELIER D'ARCHITECTURE ET  
D'URBANISME

Salif Tall  
ETUDE DE ME TOURE

Dominique Taty  
FIDAFRICA /  
PRICEWATERHOUSECOOPERS

Ahmadou Toure  
OFFICE NOTARIAL AHMADOU  
TOURE, NOTAIRE A BAMAKO

Madhou Traore  
CENTRE NATIONAL  
DE PROMOTION DES  
INVESTISSEMENTS - CNPI

Fousséni Traoré  
FIDAFRICA /  
PRICEWATERHOUSECOOPERS

## MOLDOVA

Dinu Armasu  
FOREIGN INVESTORS  
ASSOCIATION

Maxim Banaga  
PRICEWATERHOUSECOOPERS

Eduard Boian  
PRICEWATERHOUSECOOPERS

Vitaliy Nikolaevich Bulgac  
INDEPENDENT CONSULTANT

Victor Burac  
VICTOR BURAC LAW FIRM

Mihail Buruiana  
BURULIANA & PARTNERS

Victor Burunsus  
THE WORLD BANK

Andrei Caciureno  
ACI PARTNERS

Georghu Calugharu  
UNION OF EMPLOYERS IN  
BUILDING AND CONSTRUCTION  
MATERIALS INDUSTRY

Andrian Candu  
PRICEWATERHOUSECOOPERS  
LEGAL SERVICES

Octavian Cazac  
TURCAN & TURCAN

Svetlana Ceban  
PRICEWATERHOUSECOOPERS

Vitalie Ciofu  
GLADEI & PARTNERS

Bogdan Ciubotaru  
TURCAN & TURCAN

Aureliu Anatol Colenco  
COMMERCIAL COURT

Alla Cotos  
PRICEWATERHOUSECOOPERS

Sergiu Dumitrasco  
PRICEWATERHOUSECOOPERS

Serghei Filatov  
ACI PARTNERS

Feodosia Furculita  
CUSTOMS SERVICE

Roger Gladei  
GLADEI & PARTNERS

Silvia Grosu  
PRICEWATERHOUSECOOPERS

Roman Gutu  
Oxana Guțu

Valeriu Lazar  
BIS

Victor A. Levintsa  
LEVINTSA & ASSOCIATES

Andrei Lopusneac  
UNION FENOSA  
INTERNATIONAL

Cristina Martin  
ACI PARTNERS

Mihaela Mitroi  
PRICEWATERHOUSECOOPERS

Marin Moraru  
PRICEWATERHOUSECOOPERS

Gleb Morozov

Alexandru Munteanu  
PRICEWATERHOUSECOOPERS

Igor Odobescu  
ACI PARTNERS

Ruslan Pirnevu  
QUEHENBERGER-HELLMANN  
SRL

Maria Popescu  
PRICEWATERHOUSECOOPERS

Nicolae Posturusu  
CUSTOMS SERVICE

Silvia Radu  
UNION FENOSA  
INTERNATIONAL

Ion Railean  
UNION OF EMPLOYERS IN  
BUILDING AND CONSTRUCTION  
MATERIALS INDUSTRY

Mihai Roscovan  
BUSINESS CONSULTING  
INSTITUTE

Pavel Sarghi  
PRICEWATERHOUSECOOPERS

Antonina Sevenco

Violel Sirghi  
BSMB LEGAL COUNSELLORS

Tatiana Stavinschi  
PRICEWATERHOUSECOOPERS

Serghei Toncu  
PRICEWATERHOUSECOOPERS

Nicolae Triboi  
NATIONAL ENERGY  
REGULATORY AGENCY

Alexander Turcan  
TURCAN & TURCAN

Evgeniy Untilo  
UNION OF EMPLOYERS IN  
BUILDING AND CONSTRUCTION  
MATERIALS INDUSTRY

Irina Verhovetchi  
ACI PARTNERS

Daniela Zaharia  
ACI PARTNERS

Marina Zanoga  
TURCAN & TURCAN

## MONGOLIA

Tomas Balco  
PRICEWATERHOUSECOOPERS

Badarch Bayarmaa  
LYNCH & MAHONEY

Batzaya Bodikhuu  
ANAND & BATZAYA  
ADVOCATES

David Buxbaum  
ANDERSON & ANDERSON

Batbayar Byambaa  
GTS ADVOCATES

Enkh-Amgalan  
Choidogdemid  
GOBI CORPORATION

Khatanbat Dashdarjaa  
ARLEX CONSULTING SERVICES

Delgermaa  
GOBI CORPORATION

Courtney Fowler  
PRICEWATERHOUSECOOPERS

Damdinsuren Khand  
TSETS LAW FIRM

Odmaa Khurelbald  
ANDERSON & ANDERSON

Daniel Mahoney  
LYNCH & MAHONEY

Leylim Mizamkhan  
PRICEWATERHOUSECOOPERS

Odonhuu Muuzee  
TSETS LAW FIRM

Bayartsetseg N.  
CHONO CORPORATION

Enkhriima N.  
TUUSHIN COMPANY LTD.

Zorigt N.  
TUUSHIN COMPANY LTD.

Sarantsatsral Ochirpurev  
URKH COMPANY

Christian Packard  
ANDERSON & ANDERSON

Uranbaatar S.  
ARLEX CONSULTING SERVICES

Jocelyn Steiner  
LYNCH & MAHONEY

Odbaatar Sukhbaatar  
ANDERSON & ANDERSON

Tsogt Tsend  
ADMINISTRATIVE COURT OF  
CAPITAL CITY

Amangyeld Tuul  
CREDIT REGISTRY

Arslaa Urjin  
ULAANBAATAR ELECTRICITY  
DISTRIBUTION NETWORK  
COMPANY

Michelle Zorig  
ARLEX CONSULTING SERVICES

**NEPAL**

Anil Chandra Adhikari  
CREDIT INFORMATION BUREAU

Ajay Ghimire  
APEX LAW CHAMBER

Jagat B. Khadka  
SHANGRI-LA FREIGHT PVT.  
LTD.

LD Mahat  
CSC & Co. /  
PRICEWATERHOUSECOOPERS

Ashok Man Kapali  
SHANGRI-LA FREIGHT PVT.  
LTD.

Purnachitra Pradhan  
KARJA SUCHANA KENDRA  
LTD(CIB)

Devendra Pradhan  
PRADHAN & ASSOCIATES

Madan Krishna Sharma  
CSC & Co. /  
PRICEWATERHOUSECOOPERS

Sudheer Shrestha  
KUSUM LAW FIRM

Ramji Shrestha  
PRADHAN & ASSOCIATES

Ram Chandra Subedi  
SUPREME COURT OF NEPAL,  
APEX LAW CHAMBER

Anup Upreti  
PIONEER LAW ASSOCIATES

## NIGER

Aliou Amadou  
S.C.P.A. MANDELA

Karim Arzika  
CONSERVATION FONCIÈRE

Mahamane Baba  
SDV

Alain Blambert  
SDV

Moussa Coulibaly  
CABINET D'AVOCATS SOUNA-  
COULIBALY

Jonathan Darboux  
BCEAO

Aïssa Degbey  
ECOBANK

Fatimatu Zahra Diop  
BCEAO

Bernard Duffros  
SOCIÉTÉ D'EXPLOITATION DES  
EAUX DU NIGER

Jean Claude Gnamien  
FIDAFRICA /  
PRICEWATERHOUSECOOPERS

Hermann Gnango  
FIDAFRICA /  
PRICEWATERHOUSECOOPERS

Souley Hammi Illiassou  
ETUDE D'AVOCATS - MARC LE  
BIHAN & COLLABORATEURS

Diaouga Haoua  
ETUDE DE MAÎTRE DJIBO  
AÏSSATOU

Dodo Dan Gado Haoua  
ETUDE DE MAÎTRE DODO DAN  
GADO HAOUA

Issoufou Issa  
DIRECTION GÉNÉRALE DES  
IMPÔTS

Seybou Issifi  
COMMUNAUTÉ URBAINE DE  
NIAMEY

Bernar-Oliver Kouaovi  
CABINET KOUAOVI

Fati Kountche-Adji  
CABINET FATI KOUNTCHE

Fatouma Lanto  
ETUDE D'AVOCATS MARC LE  
BIHAN ET COLLABORATEURS

Marc Le Bihan  
ETUDE D'AVOCATS MARC LE  
BIHAN & COLLABORATEURS

Diallo Rayanatu Loutou  
CABINET LOUTOU -  
ARCHITECTES

Laouali Madougou  
ETUDE D'AVOCATS MARC LE  
BIHAN & COLLABORATEURS

Boubacar Nouhou Maïga  
E.N.G.E.

Saadou Maïguizo  
BUREAU D'ETUDES  
TECHNIQUES D'ASSISTANCE  
ET DE SUIVILLANCE EN  
CONSTRUCTION CIVILE

Marie-Virginie Mamoudou  
CHAMBRE NATIONALE DES  
NOTAIRES DU NIGER

Aoula Mamoudou  
MINISTÈRE DE L'URBANISME,  
DE L'HABITAT ET DU  
CADASTRE

Mamane Sani Manane  
BUREAU D'ETUDES BALA &  
HIMO

Evelyne M'Bassidgé  
FIDAFRICA /  
PRICEWATERHOUSECOOPERS

Adeline Messou  
FIDAFRICA /  
PRICEWATERHOUSECOOPERS

Yayé Mounkaïla  
CABINET D'AVOCATS  
MOUNKAÏLA-NIANDOU

Ibrahim Mounouni  
BUREAU D'ETUDES BALA &  
HIMO

Mayaki Oumarou  
DESS NOTARIAL

Sahabi Oumarou  
THEMIS INTERNATIONAL  
CONSULTANTS

Achimi M. Rilivanou  
ETUDE DE MAÎTRE ACHIMI  
RILIVANOU

Abdou Yacouba Saïdou  
CABINET ASFAU

Mano Salaou  
CABINET D'AVOCATS MANO  
SALAOU

Boubacar Salaou  
ETUDE DE MAÎTRE BOUBACAR  
SALAOU

Daouda Samna  
S.C.P.A. MANDELA

Halilou Sani  
NIGER

Abdou Moussa Sanoussi  
E.N.G.E.

Dominique Taty  
FIDAFRICA /  
PRICEWATERHOUSECOOPERS

Idrissa Tchernaka  
ETUDE D'AVOCATS - MARC LE  
BIHAN & COLLABORATEURS

Fousséni Traoré  
FIDAFRICA /  
PRICEWATERHOUSECOOPERS

Hamadou Yacouba  
ETUDE DE MAÎTRE DJIBO  
AÏSSATOU

**PARAGUAY**

Perla Alderete  
VOUGA & OLMEDO ABOGADOS

Hugo T. Berkemeyer  
BERKEMEYER, ATTORNEYS & COUNSELORS

Luis Alberto Breuer  
BERKEMEYER, ATTORNEYS & COUNSELORS

Esteban Burt  
PERONI, SOSA, TELLECHEA, BURT & NARVAJA, MEMBER OF LEX MUNDI

María Debattisti  
SERVIMEX SACI

Lorena Dolsa  
BERKEMEYER, ATTORNEYS & COUNSELORS

Blas Dos Santos  
FERRERE ATTORNEYS

Estefanía Elicetche  
PERONI, SOSA, TELLECHEA, BURT & NARVAJA, MEMBER OF LEX MUNDI

Jorge Figueredo  
VOUGA & OLMEDO ABOGADOS

Néstor Gamarra  
SERVIMEX SACI

Ilse Gonzalez  
ILSE GONZALEZ & ASOC

Larisa Guillén  
PRICEWATERHOUSECOOPERS

Jorge Jimenez Rey  
BANCO CENTRAL

Nestor Loizaga  
FERRERE ATTORNEYS

Carmela Martínez  
PRICEWATERHOUSECOOPERS

María Esmeralda Moreno  
MORENO RUFFINELLI & ASOCIADOS

Roberto Moreno Rodríguez  
Alcalá  
MORENO RUFFINELLI & ASOCIADOS

Hector Palazon  
FERRERE ATTORNEYS

Rocío Penayo  
MORENO RUFFINELLI & ASOCIADOS

Yolanda Pereira  
BERKEMEYER, ATTORNEYS & COUNSELORS

Armando Riquelme  
FIORIO, CARDOZO & ALVARADO

Belen Saldivar Romanach  
FERRERE ATTORNEYS

Angela Schaerer de Sosa  
ESCRIBANA PÚBLICA

Ruben Taboada  
PRICEWATERHOUSECOOPERS

**RWANDA**

BANQUE COMMERCIALE DU RWANDA

Emmanuel Abijuru  
UNIVERSITÉ LIBRE DE KIGALI

Alberto Basomिंगera  
CABINET D'AVOCATS MHAYIMANA

Pierre Célestin Bumbakare  
RWANDA REVENUE AUTHORITY

José Habimana  
UMWILIMU SACCO

Jean Havugimana  
RWANDA REVENUE AUTHORITY

Suzanne Nyakaremye  
SDV

Project Kaburege  
CABINET D'AVOCAT KABUREGE

Annie Kairaba-Kyambadde  
RWANDA INITIATIVE FOR SUSTAINABLE DEVELOPMENT / LANDNET

Marcellin Kamanzi

Robert Kamugisha  
MINISTRY OF JUSTICE

Angélique Kantengwa  
NATIONAL BANK

Theophile Kazaneza  
KIGALI BAR ASSOCIATION

Rodolphe Kembukuswa  
SDV

Narasimha Kollegal  
WORLD FREIGHT S.A.R.L.

Isaïe Mhayimana  
CABINET D'AVOCATS MHAYIMANA

Minette Mutoni  
BARREAU DE KIGALI

Pothin Muvira

David Ngaracu  
WORLD FREIGHT S.A.R.L.

Athanase Rutabingwa  
KIGALI ALLIED ADVOCATES

Vincent Shyirambera  
OFFICE OF THE REGISTRAR OF LAND TITLES

André Verbruggen

**SERBIA**

Rade Bačković  
ASSOCIATION OF SERBIAN BANKS

Rene Bijvoet  
PRICEWATERHOUSECOOPERS

Bojana Bogojević  
PRICEWATERHOUSECOOPERS

Marija Bojović  
PRICEWATERHOUSECOOPER

Nataša Cvetičanin  
LAW OFFICES JANKOVIĆ, POPOVIĆ & MITIĆ

Aleksandar Dimitrov  
PRICA & PARTNERS LAW OFFICE

Jelena Djokić  
PRICEWATERHOUSECOOPERS

Uroš Djordjević  
ŽIVKOVIĆ & SAMARDŽIĆ LAW OFFICE

Jelena Edelman  
PRICA & PARTNERS LAW OFFICE

Olga Serb Gretić  
NINKOVIĆ LAW OFFICE

Oliver Haussmann  
MORAVČEVIĆ, VOJNOVIĆ & ZDRAVKOVIĆ O.A.D. U SARADNJI SA SCHÖNHERR

HARRISON SOLICITORS

Jovana Ilić  
PRICEWATERHOUSECOOPERS

Anna Jankov  
PRICEWATERHOUSECOOPERS

Nikola Janković  
LAW OFFICES JANKOVIĆ, POPOVIĆ & MITIĆ

Martina Jović  
PRICEWATERHOUSECOOPERS

Mirko Kevac  
PRICEWATERHOUSECOOPERS

Dubravka Kosić  
LAW OFFICE KOSIC

Marija Kostić  
LAW OFFICES JANKOVIĆ, POPOVIĆ & MITIĆ

Ivan Krsikapa  
NINKOVIĆ LAW OFFICE

Aleksandar Mančev  
PRICA & PARTNERS LAW OFFICE

Aleksandar Miljković  
PRICEWATERHOUSECOOPERS

Dimitrije Nikolić  
CARGO T. WEISS

Djordje Ninković  
NINKOVIĆ LAW OFFICE

Darija Ognjenović  
PRICA & PARTNERS LAW OFFICE

Igor Oljačić  
LAW OFFICE KOSIC

Vladimir Perić  
PRICA & PARTNERS LAW OFFICE

Snežana Pešić  
PRICEWATERHOUSECOOPERS

Mihajlo Prica  
PRICA & PARTNERS LAW OFFICE

Marko Repić  
LAW OFFICE KOSIC

Vladimir Savić  
CPI INVESTMENT

Nenad Stanković  
JOKSOVIC, STOJANOVIĆ AND PARTNERS

Ana Stanković  
MORAVČEVIĆ, VOJNOVIĆ & ZDRAVKOVIĆ O.A.D. U SARADNJI SA SCHÖNHERR

Petar Stojanović  
JOKSOVIC, STOJANOVIĆ AND PARTNERS

Jovana Stojanović  
PRICEWATERHOUSECOOPERS

Zoran Teodosijević  
LAW OFFICES JANKOVIĆ, POPOVIĆ & MITIĆ

Jovana Tomašević  
ŽIVKOVIĆ & SAMARDŽIĆ LAW OFFICE

Clare Vernon  
PRICEWATERHOUSECOOPERS

Miloš Vulić  
PRICA & PARTNERS LAW OFFICE

Relja Zdravković  
MORAVČEVIĆ, VOJNOVIĆ & ZDRAVKOVIĆ O.A.D. U SARADNJI SA SCHÖNHERR

Branislav Živković  
ŽIVKOVIĆ & SAMARDŽIĆ LAW OFFICE

Miloš Živković  
ŽIVKOVIĆ & SAMARDŽIĆ LAW OFFICE

**SLOVAKIA**

Zuzana Amrichova  
PRICEWATERHOUSECOOPERS.

Martina Behuliaková  
GEODESY, CARTOGRAPHY AND CADASTRE AUTHORITY OF THE SLOVAK REPUBLIC

Vladimir Beles  
PRICEWATERHOUSECOOPERS

Radmila Benkova  
PRICEWATERHOUSECOOPERS

Todd Bradshaw  
PRICEWATERHOUSECOOPERS

Ján Budinský  
SLOVAK CREDIT BUREAU, S.R.O.

Kristina Cermakova  
PETERKA & PARTNERS

Elena Chorvátová  
PETERKA & PARTNERS

Zuzana Dragúnová-Valerová  
PRICEWATERHOUSECOOPERS

Viera Gregorova  
PETERKA & PARTNERS

Simona Halakova  
ČECHOVÁ & PARTNERS, MEMBER OF LEX MUNDI

Andrea Jezerska  
ČECHOVÁ & PARTNERS, MEMBER OF LEX MUNDI

Tomas Jucha  
PRICEWATERHOUSECOOPERS

Michaela Jurková  
ČECHOVÁ & PARTNERS, MEMBER OF LEX MUNDI

Soňa Lehocká  
ALIANCIAADVOKÁTŮV AK, S.R.O.

Katarina Leitmannová  
GEODESY, CARTOGRAPHY AND CADASTRE AUTHORITY

Marek Lovas  
PRICEWATERHOUSECOOPERS

Michal Luknár  
SQUIRE SANDERS S.R.O.

Přemysl Marek  
PETERKA & PARTNERS

Tomáš Mareta  
ČECHOVÁ & PARTNERS, MEMBER OF LEX MUNDI

Viktor Mišík  
DEDÁK & PARTNERS

PANALPINA WELTRANSPORT GMBH

Zora Puškáčová  
ZUKALOVÁ COUNSELORS-AT-LAW

Peter Rozbora  
ČECHOVÁ & PARTNERS, MEMBER OF LEX MUNDI

Gerta Sámellová-Flassiková  
ALIANCIAADVOKÁTŮV AK, S.R.O.

Peter Varga  
PROCHÁZKA RANDL KUBR, MEMBER OF IUS LABORIS & LEX MUNDI

Clare Moger  
PRICEWATERHOUSECOOPERS

Zuzana Wallova  
NATIONAL BANK

Michal Zeman  
ČECHOVÁ & PARTNERS, MEMBER OF LEX MUNDI

Dagmar Zukalová  
ZUKALOVÁ COUNSELORS-AT-LAW

**SWAZILAND**

Vincent Galeromelo  
TRANSUNION ITC

Tina Phumlile Khoza  
MUNICIPAL COUNCIL OF MANZINI

Paul Lewis  
PRICEWATERHOUSECOOPERS

Andrew Linsey  
PRICEWATERHOUSECOOPERS

C.J. Littler  
C.J. LITTLER & CO.

Jerome Ndzimandze  
SPEED LIMIT CONSTRUCTION

José Rodrigues  
RODRIGUES & ASSOCIATES

P.M. Shilubane  
P.M. SHILUBANE & ASSOCIATES

Mahene Thwala  
THLAWA ATTORNEYS

Bradford Mark Walker  
BRAD WALKER ARCHITECTS

**SWITZERLAND**

Peter R. Altenburger  
ALTENBURGER

Rashid Bahar  
BÄR & KARRER AG

Beat M. Barthold  
FRORIEP RENGGLI

Marc Bernheim  
STAIGER SCHWALD & PARTNER

Bernhard G. Burkard  
NOTARIAT BERNHARD BURKARD

Mauro Cavadini  
BRUNONI MOLINO MOTTIS ADAMI

Robert P. Desax  
PRICEWATERHOUSECOOPERS

Cyрил Diem

Suzanne Eckert  
WENGER PLATTNER

Olivier Hari  
SCHELLENBERG WITTMER

Jakob Hoehn  
PESTALOZZI LACHENAL PATRY, MEMBER OF LEX MUNDI

Ueli Huber  
HOMBURGER

David Hürlimann  
CMS VON ERLACH HENRICI AG

Vincent Jeanneret  
SCHELLENBERG WITTMER

Hanspeter Klaey

Wassilos Lytras  
APM GLOBAL LOGISTICS SWITZERLAND LTD.

Christian P. Meister  
*NIEDERER KRAFT & FREY*

Valerie Meyer  
*NIEDERER KRAFT & FREY*

Andrea Molino  
*BRUNONI MOLINO MOTTIS  
ADAMI*

Georg Naegeli  
*HOMBURGER*

Gema Olivari

Elena Sampredo  
*SCELLENBERG WITTMER*

Daniel Schmitz  
*PRICEWATERHOUSECOOPERS*

Daniel Steudler  
*SWISSTOPO, DIRECTORATE FOR  
CADASTRAL SURVEYING*

Barbara Stöckli-Klaus  
*FRORIEP RENGGLI*

Andrin Waldburger  
*PRICEWATERHOUSECOOPERS  
ZEK SWITZERLAND*

## TAJIKISTAN

Bakhtiyor Abdulhamidov  
*AKHMEDOV, AZIZOV &  
ABDULHAMIDOV ATTORNEYS*

Ardak Aiyekyeva  
*PRICEWATERHOUSECOOPERS*

Shavkat Akhmedov  
*AKHMEDOV, AZIZOV &  
ABDULHAMIDOV ATTORNEYS*

Dilshod Alimov  
*USAID/BEI, PRAGMA  
CORPORATION*

Abdulbori Baybayev  
*LEX LAW FIRM*

Faridun Boboev  
*GOLDEN LION GROUP  
COMPANIES*

Sergey Chetverikov  
*PRICEWATERHOUSECOOPERS*

Adkham Ergashev  
*IFC*

Courtney Fowler  
*PRICEWATERHOUSECOOPERS*

Elena Kaeva  
*PRICEWATERHOUSECOOPERS*

Abdulkhamid Muminov  
*PRICEWATERHOUSECOOPERS*

Mizrobiddin Nugmanov  
*GLOBALINK LOGISTICS GROUP*

Madina Nurmatova  
*TAJIKISTAN BEE - SME POLICY  
PROJECT*

Zarina Odinaeva  
*IFC*

Manuchehr Rakhmonov  
*USAID/BEI, PRAGMA CORP*

Nurali Shukurov  
*USAID/BEI, PRAGMA CORP*

Djasurbek Teshayev  
*GOLDEN LION GROUP  
COMPANIES*

Victoria Victorova  
*IFC*

Wendy Jo Werner  
*IFC*

## UGANDA

Joachim Alinaitwe  
*SHONUBI, MUSOKE & Co.  
ADVOCATES*

Joseph Baliddawa  
*PRICEWATERHOUSECOOPERS*

Walugembe Christopher  
*MMAKS ADVOCATES*

Frederick M.S Egonda-Ntende  
*HIGH COURT*

Moses Jurua Adriko  
*MMAKS ADVOCATES*

Francis Kamulegeya  
*PRICEWATERHOUSECOOPERS*

John Fisher Kanyemibwa  
*KATEERA & KAGUMIRE  
ADVOCATES*

Phillip Karugaba  
*MMAKS ADVOCATES*

Edwin Karugire  
*KIWANUKA & KARUGIRE  
ADVOCATES*

Jim Kasigwa  
*PRICEWATERHOUSECOOPERS*

Vincent Katutsi  
*KATEERA & KAGUMIRE  
ADVOCATES*

Peter Kauma  
*KIWANUKA & KARUGIRE  
ADVOCATES*

Sophie Kayemba  
*PRICEWATERHOUSECOOPERS*

Robert Kiggundu  
*ARCH FORUM LTD.*

Geoffrey Kiryabwire  
*JUSTICE*

Kiryowa Kiwanuka  
*KIWANUKA & KARUGIRE  
ADVOCATES*

Robert Komakec  
*ARCH FORUM LTD.*

Eeshi Kutugu  
*PRICEWATERHOUSECOOPERS*

James Kyazze  
*SHONUBI, MUSOKE & Co.  
ADVOCATES*

Joseph Luswata  
*SEBALU & LULE ADVOCATES  
AND LEGAL CONSULTANTS*

Robinah Lutaaya  
*PRICEWATERHOUSECOOPERS*

Ben Luwum  
*BVL & Co.*

John Mpambala  
*KAMPALA CITY COUNCIL*

Paul Frobisher Mugambwa  
*PRICEWATERHOUSECOOPERS*

Simon Muhumuza  
*KAMPALA CITY COUNCIL*

Cornelius Mukiibi  
*C. MUKIIBI SENTAMU & Co.*

Fatuma Nabulime  
*SDV TRANSAMI LTD.*

Plaxeda Namirimu  
*PRICEWATERHOUSECOOPERS*

Rachel Nansikombi  
*PRICEWATERHOUSECOOPERS*

Diana Ninsiima  
*MMAKS ADVOCATES*

Alex Rezida  
*NANGWALA, REZIDA & Co.  
ADVOCATES*

Kenneth Rutaremwa  
*KATEERA & KAGUMIRE  
ADVOCATES*

Ali Sengendo  
*MWEBE, SEBAGALA & Co.*

Stephen Serunjogi  
*KATEERA & KAGUMIRE  
ADVOCATES*

Alan Shonubi  
*SHONUBI, MUSOKE & Co.  
ADVOCATES*

Manish Siyani  
*SEYANI BROTHERS & Co. (U)  
LTD*

Parbat Siyani  
*SEYANI BROTHERS & Co. (U)  
LTD*

Sebadduka Swaibu  
*SHABA MOTORS LTD.*

Godfrey Zziwa  
*MUWANGUZI, ZZIWA & MUSISI  
ADVOCATES*

## UZBEKISTAN

Jakhongir Abdurazaqov  
*AVENT ADVOCAT*

Rimat Achmedshin  
*FIDES*

Mels Akhmedov  
*BAS*

Dildar M. Alimbekova  
*BUSINESS WOMEN'S  
ASSOCIATION OF UZBEKISTAN*

Umid Aripdjanov  
*GRATA LAW FIRM*

Nelly Djurabaeva  
*M&M*

Khalid Farooq  
*GLOBALINK LOGISTICS GROUP*

Irina Gosteva  
*DENTON WILDE SAPTE*

Nail Hassanov  
*LAW FIRM LEGES ADVOKAT*

Rustam Ikramov  
*HIMOYA LAW OFFICE*

Mansurkhon Kamalov  
*FOREIGN ENTERPRISE OF  
HUAWAI TECH INVESTMENT OF  
TASHKENT*

Mouborak Kambarova  
*DENTON WILDE SAPTE*

Babur Karimov  
*GRATA LAW FIRM*

Khurshid Kasimdzhanov  
*M&M LOGISTICS*

Nurali Eshibaevich  
Khalmuratov  
*CENTRAL BANK*

Zafar Khashimov  
*ANGLESEY FOOD*

Arif Nasibov  
*IFC*

Vera Ni  
*ANGLESEY FOOD*

Malika Norova  
*GRATA LAW FIRM*

Vsevolod Payevskiy  
*IFC*

*PRICEWATERHOUSECOOPERS*

Laziza Rakhimova  
*GRATA LAW FIRM*

Valeria Samborskaya  
*NATIONAL CENTRE OF  
GEODESY & CARTOGRAPHY*

Alexander Samborsky  
*NATIONAL CENTRE OF  
GEODESY & CARTOGRAPHY*

Sofiya Shaikhraziyeva  
*GRATA LAW FIRM*

Nizomiddin Shakhabutdinov  
*LAW FIRM LEGES ADVOKAT*

Alisher Shaykhov  
*CHAMBER OF COMMERCE AND  
INDUSTRY*

Alishev Shurkurlaev  
*BERAD GROUP CO.*

Petros Tsakanyan  
*AZIZOV & PARTNERS*

Ihtiyorjon Turaboyev  
*IFC*

Rafael Valyulin  
*GENERAL MOTORS*

## ZAMBIA

Shaira Adamali  
*PRICEWATERHOUSECOOPERS*

Peter Armond  
*CREDIT REFERENCE BUREAU  
AFRICA LIMITED*

Candice Arnold  
*GLOBAL LOGISTICS*

Jim Barnhart  
*USAID*

Deborah Bwalya  
*CORPUS GLOBE ADVOCATES*

Chewe K. Bwalya  
*D.H. KEMP & Co.*

Anthony Bwembya  
*PACRO*

Felix Chabala  
*ENVIRONMENTAL COUNCIL OF  
ZAMBIA*

Bonaventure Chibamba  
Mutale  
*ELLIS & Co.*

Mwelwa Chibesakunda  
*CHIBESAKUNDA & Co./ DLA  
PIPER*

Elias Chipimo  
*CORPUS GLOBE ADVOCATES*

Steven Chisenga  
*CORPUS GLOBE ADVOCATES*

Emmanuel Chulu  
*PRICEWATERHOUSECOOPERS*

David Doyle  
*MANICA LTD*

Arshad A Dudhia  
*MUSA DUDHIA*

Robin Durairajah  
*CHIBESAKUNDA & Co./ DLA  
PIPER*

Karl Frick  
*SDV*

Allan Garraway  
*ZAMBIA CUSTOMS AND  
FORWARDING AGENTS  
ASSOCIATION*

Passmore Hamukoma  
*ZAMBIA BUSINESS FORUM*

James Harley  
*PRICEWATERHOUSECOOPERS*

Edgar Hamuwele  
*GRANT THORNTON*

Grant Henderson  
*CHIBESAKUNDA & Co./ DLA  
PIPER*

Andrew Howard  
*SHARPE HOWARD & MWENYE*

Jacqueline Jhata  
*CORPUS GLOBE ADVOCATES*

Chance Kaonga  
*NATIONAL COUNCIL FOR  
CONSTRUCTION*

Harriet Kapampa Kapekele  
*CORPUS GLOBE ADVOCATES*

Calvin Kasanda  
*MINISTRY OF COMMERCE,  
TRADE AND INDUSTRY*

Mutale Kasonde

Pixie Kasonde-Yangailo  
*P.H. YANGAILO & Co.*

Chipepo Kasumpa  
*ZAMBIA BUSINESS FORUM*

Anila Kuntawala  
*CELTIC FREIGHT*

Yogesh Kuntawala  
*CELTIC FREIGHT*

Kim Leneveu  
*AGS FRASERS*

Walusiku Lisulo  
*LISULO + BWALYA*

Alexander Lwatula  
*BARCLAYS BANK*

Clyde Mbazima  
*CHIBESAKUNDA & Co./ DLA  
PIPER*

Bonaventure Mbewe  
*BARCLAYS BANK*

Jyoti Mistry  
*PRICEWATERHOUSECOOPERS*

Mwape Mondoloka  
*BARCLAYS BANK*

Priscilla Moyo  
*GLOBAL LOGISTICS*

Barnaby B. Mulenga  
*MINISTRY OF LAND*

Chipo Munkombwe  
*PRICEWATERHOUSECOOPERS*

Henry Musonda  
*KIRAN & MUSONDA  
ASSOCIATES*

Makungo Muyembe  
*MINISTRY OF LABOR*

Teddie Mwale  
*ZESCO LTD*

Francis Mwape  
*NATIONAL COUNCIL FOR  
CONSTRUCTION*

Shupi Mwene  
*MINISTRY OF COMMERCE,  
TRADE AND INDUSTRY*

Marjorie Grace Mwenda  
*M.G. JOHNSON-MWENDA  
& Co.*

Kanti Patel  
*CHRISTOPHER, RUSSELL COOK  
& Co.*

Solly Patel  
*CHRISTOPHER, RUSSELL COOK  
& Co.*

Aleksandar Perunicic  
*SDV*

Miriam Sabi  
*ZRA- CUSTOMER SERVICE  
CENTER*

Mabvuto Sakala  
*CORPUS GLOBE ADVOCATES*

Valerie Sesia  
*CUSTOMIZED CLEARING AND  
FORWARDING LTD.*

Nicole Sharpe-Phiri  
*SHARPE HOWARD & MWENYE*

Kim Shelsby  
*ZAMBIA THRESHOLD PROJECT*

Kayula Siame  
*MINISTRY OF COMMERCE,  
TRADE AND INDUSTRY*

Jason Villar  
*USAID*

Albert M. Wood  
*ALBERT M WOOD & CO.*

## ZIMBABWE

Gulshen Afridi  
*SDV*

Mark Badenhorst  
*PRICEWATERHOUSECOOPERS*

Richard Beattie  
*THE STONE/ BEATTIE STUDIO*

Innocent Chagonda  
*ATHERSTONE & COOK*

Paul De Chalain  
*PRICEWATERHOUSECOOPERS*

Beloved Dhlakama  
*BYRON VENTURAS & PARTNERS*

Harry Kantor  
*KANTOR & IMMERMANN*

Peter Lloyd  
*GILL, GODLONTON & GERRANS*

Manuel Lopes  
*PRICEWATERHOUSECOOPERS*

João Martins  
*PRICEWATERHOUSECOOPERS*

Jim McComish  
*PEARCE MCCOMISH  
ARCHITECTS*

Sternford Moyo  
*SCANLEN & HOLDERNESS*

Ostern Mutero  
*SAWYER & MKUSHI*

Vanani Nyangulu  
*V.S. NYANGULU & ASSOCIATES*

Malaika Ribeiro  
*PRICEWATERHOUSECOOPERS*

Unity Sakhe  
*KANTOR & IMMERMANN*







## STANDING ORDER FORM

### Standing orders are available to institutional customers only.

If you or your organization would like to automatically receive each new edition of Doing Business as it is published, please check the box below, complete your address details, and mail or fax this order form to us. This will establish a standing order for your organization, and you will be invoiced each year upon publication. You may also e-mail [books@worldbank.org](mailto:books@worldbank.org) requesting your standing order for Doing Business. At any time you can cancel the standing order by sending an e-mail to [books@worldbank.org](mailto:books@worldbank.org).

I would like to automatically receive each new edition of Doing Business.

I understand that I will be invoiced each year upon publication.

Name

Title

Organization

Address

City

State

Zip/Postal code

Country

Phone

Fax

E-mail

Institutional customers in the U.S. only: Please include purchase order

### By mail

World Bank Publications  
P.O. Box 960, Herndon  
VA 20172-0960, USA

### Online

[www.worldbank.org/publications](http://www.worldbank.org/publications)

### By fax

+ 1-703-661-1501

### Questions?

E-mail us at [books@worldbank.org](mailto:books@worldbank.org)

### By phone

+ 1-703-661-1580 or 800-645-7247

Available for US customers only, international customers please contact your local distributor to establish a standing order.

Individuals interested in receiving future editions of Doing Business may ask to be added to our mailing list at [books@worldbank.org](mailto:books@worldbank.org).

Please indicate in your e-mail that you would like to be added to the Doing Business e-mail list.







THE  
WORLD  
BANK



**IFC**  
International  
Finance  
Corporation  
World Bank Group

WWW.DOINGBUSINESS.ORG

