



Health Sector Development Support (P101160)

AFRICA | Burundi | Health, Nutrition & Population Global Practice |
IBRD/IDA | Specific Investment Loan | FY 2009 | Seq No: 13 | ARCHIVED on 20-Nov-2015 | ISR21291 |

Implementing Agencies:

Key Dates

Key Project Dates

Bank Approval Date:09-Jun-2009

Effectiveness Date:30-Sep-2009

Planned Mid Term Review Date:--

Actual Mid-Term Review Date:01-Dec-2014

Original Closing Date:30-Dec-2012

Revised Closing Date:30-Jun-2017

Project Development Objectives

Health Sector Development Support (P101160)

Project Development Objective (from Project Appraisal Document)

To increase the use of a defined package of health services by pregnant women and children under the age of five.

Has the Project Development Objective been changed since Board Approval of the Project Objective?

Yes

Board Approved Revised Project Development Objective (If project is formally restructured)

To increase the use of a defined package of health services by pregnant women, children under the age of five and couples of reproductive age.

Components

Name

Component 1 - Increased financing for a redefined free package of services:(Cost \$67.55 M)

Component 2 - Strengthening capacity of the Ministry of Public Health and entities involved in RBF:(Cost \$17.25 M)

Overall Ratings

Name	Previous Rating	Current Rating
Progress towards achievement of PDO	● Satisfactory	● Satisfactory
Overall Implementation Progress (IP)	● Moderately Satisfactory	● Moderately Satisfactory
Overall Risk Rating	● Moderate	● Substantial



Implementation Status and Key Decisions

This is an “interim” ISR which provides an update based on the meetings held with the task team in Nairobi from September 27-October 9 due to the security situation prevailing at the time in Burundi. During the next SPN mission of December 2015 to Burundi, a more thorough assessment of the project status will be undertaken and the Results Framework will be updated.

The September mission noted that health services and programs have continued to function normally throughout most of the country, despite the political situation and security issues that have had an impact on the health system. The resilience of the health system has been very high, except Bujumbura (capital city) where utilization of services decreased from 98% to 22% between May 2015 and September 2015.

The PDO is currently maintained at “satisfactory”, while implementation progress is maintained at “moderately satisfactory”.



Risks

Systematic Operations Risk-rating Tool

Risk Category	Rating at Approval	Previous Rating	Current Rating
Political and Governance	--	● Substantial	● High
Macroeconomic	--	● Substantial	● Substantial
Sector Strategies and Policies	--	● Moderate	● Moderate
Technical Design of Project or Program	--	● Moderate	● Moderate
Institutional Capacity for Implementation and Sustainability	--	● Substantial	● Substantial
Fiduciary	--	● Moderate	● Moderate
Environment and Social	--	● Moderate	● Moderate
Stakeholders	--	● Moderate	● Moderate
Other	--	--	--
Overall	--	● Moderate	● Substantial



Results

Project Development Objective Indicators

► Average number of visits to a health provider by children under the age of 5 (Number, Custom)

	Baseline	Actual (Previous)	Actual (Current)	End Target
Value	1.68	2.20	2.20	2.30
Date	31-Dec-2009	31-Aug-2014	31-Aug-2014	30-Jun-2017

Comments

This entire RF is not updated since it is an interim ISR. It will be completed during the upcoming mission (Dec. 2015).

► Children immunized (number) (Number, Core)

	Baseline	Actual (Previous)	Actual (Current)	End Target
Value	297780.00	335498.00	335498.00	359930.00
Date	31-Dec-2009	31-Dec-2014	31-Dec-2014	30-Jun-2017

▲ Children immunized - under 12 months against DTP3 (number) (Number, Core Breakdown)

	Baseline	Actual (Previous)	Actual (Current)	End Target
Value	297780.00	333298.00	333298.00	341030.00
Date	31-Dec-2009	15-Jun-2013	15-Jun-2013	31-Aug-2014

► Number of pregnant women living with HIV who received antiretrovirals to reduce the risk of Mother To Child Transmission (Number, Custom)

	Baseline	Actual (Previous)	Actual (Current)	End Target
Value	1582.00	3499.00	3499.00	3600.00
Date	31-Dec-2009	31-Dec-2014	31-Dec-2014	30-Jun-2017



► Coverage of prenatal care services for pregnant women (at least 3 visits) (Percentage, Custom)

	Baseline	Actual (Previous)	Actual (Current)	End Target
Value	59.40	58.10	58.10	65.50
Date	31-Dec-2009	31-Dec-2014	31-Dec-2014	30-Jun-2017

► Pregnant women receiving antenatal care during a visit to a health provider (number) (Number, Core)

	Baseline	Actual (Previous)	Actual (Current)	End Target
Value	415799.00	517195.00	517195.00	549564.00
Date	31-Dec-2009	31-Dec-2014	31-Dec-2014	30-Jun-2017

► Percentage of births assisted by skilled personnel (Percentage, Custom)

	Baseline	Actual (Previous)	Actual (Current)	End Target
Value	64.40	78.40	78.40	86.20
Date	31-Dec-2009	31-Dec-2014	31-Dec-2014	30-Jun-2017

► Direct project beneficiaries (Number, Core)

	Baseline	Actual (Previous)	Actual (Current)	End Target
Value	0.00	2107726.00	2107726.00	2210111.00
Date	--	31-Dec-2014	31-Dec-2014	30-Jun-2017

▲ Female beneficiaries (Percentage, Core Supplement)



	Baseline	Actual (Previous)	Actual (Current)	End Target
Value	0.00	1297496.00	1297496.00	1360523.00

► Contraceptive prevalence rate (Percentage, Custom)

	Baseline	Actual (Previous)	Actual (Current)	End Target
Value	19.80	31.70	31.70	34.85
Date	31-Dec-2009	31-Dec-2014	31-Dec-2014	30-Jun-2017

► Pregnant/lactating women, adolescent girls and/or children under age five-reached by basic nutrition services (number) (Number, Core)

	Baseline	Actual (Previous)	Actual (Current)	End Target
Value	0.00	0.00	0.00	0.00
Date	31-Dec-2009	--	--	31-Dec-2009

Comments

This indicator is not included in the RF.

▲ Children between the age of 6 and 59 months receiving Vitamin A supplementation (number) (Number, Core Breakdown)

	Baseline	Actual (Previous)	Actual (Current)	End Target
Value	1265275.00	1361809.00	1361809.00	1664878.00
Date	31-Dec-2009	31-Dec-2014	31-Dec-2014	30-Jun-2017

▲ Children under age five treated for moderate or severe acute malnutrition (number) (Number, Core Breakdown)

	Baseline	Actual (Previous)	Actual (Current)	End Target
Value	87170.00	39309.00	39309.00	83081.00



Date	31-Dec-2009	31-Dec-2014	31-Dec-2014	30-Jun-2017
------	-------------	-------------	-------------	-------------

Overall Comments

Global Environmental Objective Indicators

Overall Comments

Intermediate Results Indicators

▶ Percent of public and non-profit health facilities offering the free package of services through the RBF system (Percentage, Custom)

	Baseline	Actual (Previous)	Actual (Current)	End Target
Value	50.90	99.86	99.86	100.00
Date	31-Mar-2010	31-Dec-2014	31-Dec-2014	30-Jun-2017

▶ Births (deliveries) attended by skilled health personnel (number) (Number, Core)

	Baseline	Actual (Previous)	Actual (Current)	End Target
Value	188135.00	334527.00	334527.00	364090.00
Date	31-Dec-2009	31-Dec-2014	31-Dec-2014	30-Jun-2017

▶ Number of couple-years of contraceptive protection using modern methods (Number, Custom)

	Baseline	Actual (Previous)	Actual (Current)	End Target
Value	228082.00	668040.00	668040.00	734520.00
Date	31-Dec-2009	31-Aug-2014	31-Aug-2014	30-Jun-2017



► Percentage of health facilities that did not run out of essential drugs in the previous month (Percentage, Custom)

	Baseline	Actual (Previous)	Actual (Current)	End Target
Value	0.00	5.10	5.10	60.00
Date	31-Mar-2010	31-Dec-2012	31-Dec-2012	30-Jun-2017





► Percentage of health facilities that have a Head with A2 Level (Percentage, Custom)

	Baseline	Actual (Previous)	Actual (Current)	End Target
Value	0.00	49.00	49.00	60.00
Date	31-Dec-2009	31-Dec-2014	31-Dec-2014	30-Jun-2017

Overall Comments

Data on Financial Performance

Disbursements (by loan)

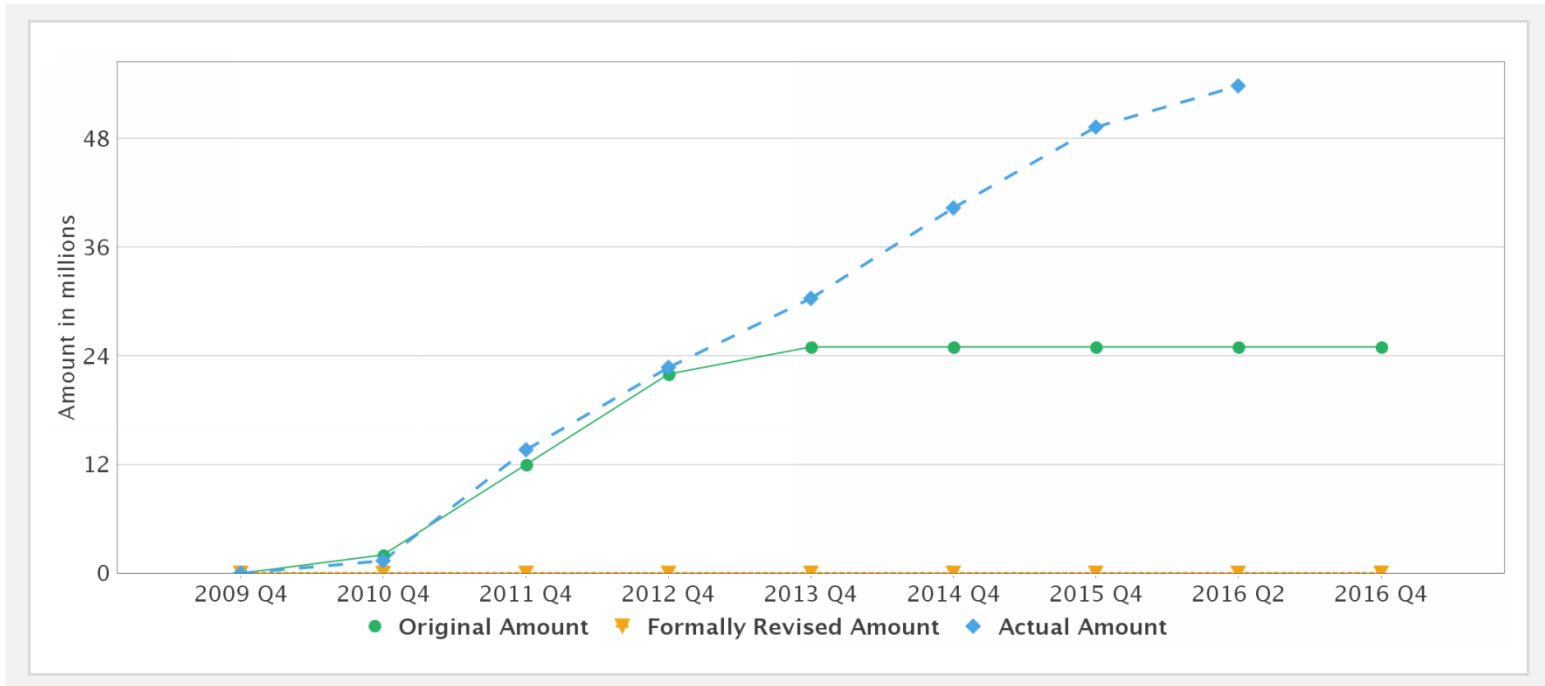
Project	Loan/Credit/TF	Status	Currency	Original	Revised	Cancelled	Disbursed	Undisbursed	Disbursed
P101160	IDA-H4880	Closed	USD	25.00	24.99	0.01	26.06	0.00	 104%
P101160	IDA-H8080	Effective	USD	25.00	25.00	0.00	7.98	15.12	 32%
P101160	TF-12526	Closed	USD	14.80	14.79	0.01	14.79	0.00	 100%
P101160	TF-13043	Effective	USD	20.00	20.00	0.00	4.99	15.01	 25%

Key Dates (by loan)

Project	Loan/Credit/TF	Status	Approval Date	Signing Date	Effectiveness Date	Orig. Closing Date	Rev. Closing Date
P101160	IDA-H4880	Closed	09-Jun-2009	07-Jul-2009	30-Sep-2009	30-Dec-2012	31-Aug-2014
P101160	IDA-H8080	Effective	23-Oct-2012	10-Dec-2012	08-Apr-2013	31-Dec-2018	30-Jun-2017
P101160	TF-12526	Closed	25-Jul-2012	25-Jul-2012	12-Oct-2012	31-Aug-2014	31-Aug-2014
P101160	TF-13043	Effective	10-Dec-2012	10-Dec-2012	08-Apr-2013	31-Dec-2018	30-Jun-2017



Cumulative Disbursements



Restructuring History

Level 2 Approved on 30-Jan-2015 ,Level 2 Approved on 26-Mar-2015

Related Project(s)

P126742-Health Sector Development Support - Additional Financing ,P131919-Second Additional Financing Burundi Health Sector Development Support Project