

TELEPHONE

General Line: +256 - 41 - 7336000
Auditor General: +256 - 41 - 7336004 Sec.

FAX: +256 - 41 - 4345674
Email: info@oag.go.ug
Website: www.oag.go.ug



THE REPUBLIC OF UGANDA

OFFICE OF
THE AUDITOR GENERAL
APOLLO KAGWA ROAD,
PLOT 2C,
P.O. Box 7083,
KAMPALA.

FOR ANY CORRESPONDENCE ON
THIS MATTER PLEASE QUOTE NO:.....**DCG. 287/366/020**

19th December 2020

The Accounting Officer,
Ministry of Lands, Housing and Urban Development
KAMPALA

**REPORT OF THE AUDITOR GENERAL ON THE FINANCIAL STATEMENTS OF UGANDA
SUPPORT TO MUNICIPAL INFRASTRUCTURE DEVELOPMENT-ADDITIONAL FUNDING
(USMID-AF/II) PROJECT FOR THE YEAR ENDED 30TH JUNE, 2020**

I am enclosing herewith a report which I have already sent to the Rt. Hon. Speaker of Parliament in accordance with Article 163 (4) of the Constitution of Uganda 1995 (as amended).

John F. S. Muwanga
AUDITOR GENERAL

Copy to: The Inspector General of Government, Kampala


 " The Hon. Minister of Ethics & Integrity

 " The Permanent Secretary/Secretary to the Treasury
 Ministry of Finance, Planning and Economic Development

 " International Development Association (World Bank) - IDA

 " Finance & Accountability Specialist - USMID

 " The Program Coordinator - USMID



THE REPUBLIC OF UGANDA

REPORT OF THE AUDITOR GENERAL ON THE FINANCIAL STATEMENTS OF
UGANDA SUPPORT TO MUNICIPAL INFRASTRUCTURE DEVELOPMENT, ADDITIONAL
FINANCING (USMID-AF/II) PROJECT FOR THE YEAR ENDED 30TH JUNE 2020

OFFICE OF THE AUDITOR GENERAL
UGANDA

TABLE OF CONTENTS

LIST OF ACRONYMS.....	3
REPORT OF THE AUDITOR GENERAL ON THE AUDIT OF FINANCIAL STATEMENTS OF UGANDA SUPPORT TO MUNICIPAL INFRASTRUCTURE DEVELOPMENT- ADDITIONAL FUNDING/II (USMID- AF/II) PROJECT FOR THE YEAR ENDED 30TH JUNE 2020 ...	4
Opinion	4
Basis for Opinion.....	4
Key Audit Matters	4
• Budget Implementation	4
Emphasis of Matter	6
Other Matter	7
• Delayed implementation of rolled over sub-projects	7
Other Information	8
Management Responsibilities for the Financial Statements	8
Auditor’s Responsibilities for the audit of the Financial Statements	9
Other Reporting Responsibilities	10
FINANCIAL STATEMENTS	11

LIST OF ACRONYMS

Acronym	Meaning
GoU	Government of Uganda
ICT	Information Communication Technology
IFMS	Integrated Financial Management System
ISSAIs	International Standards of Supreme Audit Institutions
LGs	Local Governments
MDAs	Ministries, Departments and Agencies
MDG	Municipal Development Grant
MISG	Municipal Institutional Strengthening Grant
MoFPED	Ministry of Finance, Planning and Economic Development
NCB	National Competitive Bidding
PFMA	Public Financial Management Act
PPDA	Public Procurement and Disposal of Assets
TI	Treasury Instructions
UGX	Uganda Shillings
USD	United States Dollars
USMID-AF Program	Uganda Support to Municipal Infrastructure Development- Additional Funding Program

**REPORT OF THE AUDITOR GENERAL ON THE AUDIT OF FINANCIAL STATEMENTS
OF UGANDA SUPPORT TO MUNICIPAL INFRASTRUCTURE DEVELOPMENT-
ADDITIONAL FUNDING/II (USMID- AF/II) PROJECT FOR THE YEAR ENDED 30TH
JUNE 2020**

THE RT. HON. SPEAKER OF PARLIAMENT

Opinion

I have audited the accompanying financial statements of the Uganda Support To Municipal Infrastructure Development, Additional Financing (USMID-AF/II) PROJECT which comprise the statement of Financial Position as at 30th June 2020, the Statement of Financial Performance, Statement of Changes in Equity and Statement of Cash Flows together with other accompanying statements for the year then ended, and notes to the financial statements, including a summary of significant accounting policies.

In my opinion, the financial statements of USMID- AF/II for the year ended 30th June 2020 are prepared, in all material respects, in accordance with section 51 of the Public Finance Management, 2015 and the Financial Reporting Guide, 2018.

Basis for Opinion

I conducted my audit in accordance with International Standards of Supreme Audit Institutions (ISSAIs). My responsibilities under those standards are further described in the Auditor's Responsibilities for the Audit of the Financial Statements section of my report. I am independent of USMID-AF/II in accordance with the Constitution of the Republic of Uganda 1995 (as amended), the National Audit Act, 2008, the International Organization of Supreme Audit Institutions (INTOSAI) Code of Ethics, the International Ethics Standards Board for Accountants Code of Ethics for Professional Accountants (Parts A and B) (IESBA Code), and other independence requirements applicable to performing audits of Financial Statements in Uganda. I have fulfilled my other ethical responsibilities in accordance with the IESBA Code, and in accordance with other ethical requirements applicable to performing audits in Uganda. I believe that the audit evidence I have obtained is sufficient and appropriate to provide a basis for my opinion.

Key Audit Matters

Key audit matters are those matters that, in my professional judgment, were of most significance in my audit of the financial statements of the current period. These matters were addressed in the context of my audit of the financial statements as a whole, and in forming my opinion thereon, and I do not provide a separate opinion on these matters. I have determined the matters described below to be key audit matters communicated in my report.

- **Budget Implementation**

Every year, Government plans and allocates funds to MDAs and Projects for implementation of activities that would enable the country to attain sustainable development. I observed that MDAs and Projects have challenges with regard to implementation of planned activities, which negatively affects service delivery and improvement of the people's wellbeing. As a result, the implementation of the approved budget was considered a key audit matter and during the office-wide planning, I identified risks common with MDAs and Projects which include; non-

implementation of strategic plans, underperformance of revenue, implementation of off-budget activities, under absorption of funds, insufficient quantification of outputs, partial and non-implementation of outputs, diversion of funds and challenges in budget monitoring and reporting of performance.

The Uganda Support to Municipal Infrastructure Development, Additional Financing (USMID-AF) Project is a follow-up project on the outstanding operations of the closed Uganda Support to Municipal Infrastructure Development (USMID) Program which was implemented from FY2013/14 to FY 2017/18 in fourteen (14) Municipal Local Governments.

USMID-AF was declared effective on April 11, 2019 and is expected to close on December 31, 2023. The Program development objective is to enhance institutional performance of Program LGs to improve urban service delivery. The total project funding over the five year period is UGX.1,314,015,330,000 (Approx. USD.360 million).

The USMID-AF program is being implemented across 30 local governments. These include the 14MC's which also participated in the USMID I project (Arua, Gulu, Lira, Soroti, Moroto, Mbale, Tororo, Jinja, Entebbe, Masaka, Mbarara, Kabale, Fort Portal, Hoima), 8 new MC's(Kitgum, Kasese, Kamuli, Mubende, Lugazi, Apac, Ntungamo ,Busia) and 8 Refugee Hosting Districts (Adjumani, Arua, Isingiro, Kiryandongo, Moyo/Obongi, Yumbe, Kamwenge and Lamwo).

The outbreak of the Covid-19 Pandemic affected the implementation of the 2019/20 budget especially activities in the last half of the financial year. As a result, a number of activities were not implemented due to budget cuts and lock down measures instituted to control the spread of the pandemic.

From the procedures undertaken, I noted the following;

S/N	OBSERVATION	RCOMMENDATION									
1.1	<p>Revenue performance</p> <p>A review of the approved Project work plan and budget indicated that out of the budgeted disbursements/receipts of UGX.544,778,428,567 in the financial year, only UGX.209,654,927,792 (38.5%) was available to the project comprising the balance brought forward of UGX.203,435,432,048 and the releases in the year of UGX.6,219,495,744. This resulted into a budget shortfall of UGX.335,123,500,775 (61.5%).</p> <p>The budget shortfall caused a number of construction projects across several participating Municipal Local Governments (MLG's), and the Refugee Hosting Districts (RHD) to remain unimplemented as indicated in the table below;</p> <p>Unimplemented construction projects</p> <table border="1"> <thead> <tr> <th>S/No</th> <th>Municipality</th> <th>Unimplemented Projects</th> </tr> </thead> <tbody> <tr> <td>1.</td> <td>Arua MC</td> <td>2.934 Km of roads and the Gagaa Textile market</td> </tr> <tr> <td>2.</td> <td>Lira MC</td> <td>3.8 Km of roads (5 nos) and completion of the Coronation Park</td> </tr> </tbody> </table>	S/No	Municipality	Unimplemented Projects	1.	Arua MC	2.934 Km of roads and the Gagaa Textile market	2.	Lira MC	3.8 Km of roads (5 nos) and completion of the Coronation Park	<p>I advised the Project management to ensure that planned activities are implemented on time to improve absorption of funds. Meanwhile, I await the outcome of management action in regard to the alignment of the project work plan and budget to the government planning horizon.</p>
S/No	Municipality	Unimplemented Projects									
1.	Arua MC	2.934 Km of roads and the Gagaa Textile market									
2.	Lira MC	3.8 Km of roads (5 nos) and completion of the Coronation Park									

	3.	Mbale MC	1.497 Km of roads (2nos)		
	4.	Soroti MC	8 roads of 5.591 Km and beautification of the Mayor's Gardens		
	5.	Tororo MC	2 roads of 0.681km and beautification of the Lions Children's Park		
	6.	Entebbe MC	3 roads of 5.858km and extension of the Kitooro taxi park		
	7.	Masaka MC	2roads of 1.174 Km		
	<p>The failure to implement approved construction projects undermines the achievement of the overall Project objectives.</p> <p>Management explained that the USMID-AF disbursements are triggered by the annual program performance assessments which were not tallying with the National budgeting cycle. For example, the initial disbursement of 2018/19 FY was received on 28th June, 2019 (at end of the FY) while the Refugee Hosting component was received on 1st July, 2019. Therefore, the funds for 2018/19 FY were automatically rolled over to 2019/20 FY, while the allocation for 2019/20 FY was budgeted for in 2020/21 FY. However, this has been harmonized and will therefore remove the disparities in revenue performance.</p>				
1.2	Absorption of Funds				
	<p>A review of the financial statements revealed that as at 30th June 2020, a sum of UGX.209,654,927,792 was available for project utilization of which UGX.54,965,734,870 was spent, thus giving an absorption level of only 26.2%.</p> <p>The low rate of absorption of funds may result into delayed implementation of construction works, thus delaying the attainment of project objectives.</p> <p>Management attributed the challenge to the delay in the finalization of the Engineering Designs and Environmental Impact Assessments for most of the Municipal Local Governments (MLGs) which were also impacted by the Covid-19 pandemic. The civil works are expected to commence in all cities and Municipal Councils at the end of March, 2021 which will boost the project performance.</p>				<p>I advised the project management to strengthen and streamline its planning and procurement processes so as to reduce on the inefficiencies which are affecting timely implementation of project activities.</p>

Emphasis of Matter

Without qualifying my opinion, I draw attention to the following matter;

- **Unclear financial transactions between the Uganda Consolidated Fund and the Project**

A review of the Statement of Financial position indicated a payable of UGX.178,228,100,181 being amount due to the UCF and other Projects. The corresponding Note 4.4 indicates UGX.23,660,227,687 only (Appendix 1). However,

further scrutiny of Note 4.3 to the financial statements revealed that the amount related to the transfer of unspent balances in the previous year of the Municipal Local Governments to the UCF (Appendix 2), thus defeating the description of the transaction as a payable in the statement of financial position.

Relatedly, the statement of financial position indicates Project Cash worth UGX.154,842,679,584 withheld by the UCF at the closure of the financial year. However, scrutiny of the corresponding Note.4.3 indicated an amount of UGX.178,228,100,181 earlier noted above of unspent balances.

There is a mix up of transactions between the UCF and the Project that have not been properly disclosed and the resultant net effect accordingly recorded in the project books of account. This may lead to the users of the accounts not understanding the financial statements for proper decision making.

Management explained that the transactions between the UCF and the Project arose from the borrowing of government funds to finance the project activities when project funds had not been released due to the delayed approval of the annual assessment of the project performance. The drawing from the UCF by MoFPED was meant to ensure that the project did not slow down as management waited for funds from the development partners.

I advised the Project management to always plan appropriately and utilize the project funds as assessed and disbursed to the Project account. Meanwhile, a proper reconciliation of the transactions between the UCF and the Project should be carried out and account balances recorded in the project books of account.

Other Matter

In addition to the matter raised above, I consider it necessary to communicate the following matters other than those presented or disclosed in the financial statements.

- **Delayed implementation of rolled over sub-projects**

I noted that the Municipal Council (MCs) of Arua, Jinja, Soroti, Mbale and Tororo had construction projects which were not completed during the first phase of the project. A review of the project annual report indicated that the Municipalities of Soroti, Mbale and Tororo have still not made any significant progress or carried out any civil works on the rolled over projects as indicated in the Table below;

Sn	Municipal Council	Details	Contract cost (UGX)	Remarks
1	Arua	Rehabilitation of School Rd and Adroa Rd of approximately 2.8km.	21,052,844,823 930,585,000 ²	Physical progress at the end of June 2020 was at 32.6%, financial progress 29.5% and elapsed time 27.8%.
2	Jinja	rehabilitation of Busoga Rd (0.35km), rehabilitation of Eng. Zikusooka Way (1.9km) and Main Street (0.3km)	16,650,970,586 745,000,000	Physical progress is at 19%, financial progress 29% and time elapsed is 33%.
3	Soroti	Haridus, Edyegu and School Rds of approximately 2.217km long and 11m wide.	1,054,920,000	The procurement of civil works engineers was further delayed due to court processes and covid19. New procurement process on-going.
4	Mbale	Nabowa Rd and Cathedral Ave of approximately 1.497km long and 15.5m wide.	1,062,000,000	The procurement of civil works engineers was further delayed due to court processes and covid19. New procurement process on-going.

5	Tororo	Muvule and Oguti Rds of approximately 0.681km long and 10.5m wide.	573,008,000	The procurement of civil works engineers was further delayed due to court processes and covid19. New procurement process on-going.
---	--------	--	-------------	--

This has contributed significantly to the under absorption of funds registered by the Project and may affect the achievement of the project objectives.

Management explained that the works were delayed by procurement challenges which spilled over into the courts of law thereby delaying the process further. However, the MoLHUD has stepped in to support the MLG's through increased technical support and supervision which should ensure timely delivery of the construction projects.

I advised the Project management and the MoLHUD, as the supervising entity, to continue providing the necessary technical support to the Municipal Councils and Refugee Districts in order to overcome the procurement and supervision challenges faced. In addition, project management should fast track the implementation of all construction projects and ensure the USIMID-AF Project is brought back on course.

Other Information

The Accounting Officer is responsible for the other information. The other information comprises the statement of responsibilities of the Accounting Officer and the commentaries by the Head of Accounts and the Accounting Officer, and other supplementary information. The other information does not include the financial statements and my auditors' report thereon. My opinion on the financial statements does not cover the other information and I do not express an audit opinion or any form of assurance conclusion thereon.

In connection with my audit of the financial statements, my responsibility is to read the other information and, in doing so, consider whether the other information is materially consistent with the financial statements or my knowledge obtained in the audit, or otherwise appears to be materially misstated. If, based on the work I have performed, I conclude that there is a material misstatement of this other information; I am required to report that fact. I have nothing to report in this regard.

Management Responsibilities for the Financial Statements

Under Article 164 of the Constitution of the Republic of Uganda, 1995 (as amended) and Section 45 of the Public Finance Management Act, 2015, the Accounting Officer is accountable to Parliament for the funds and resources of USMID-AF/II.

The Accounting Officer is also responsible for the preparation of financial statements in accordance with the requirements of the Public Finance Management Act, 2015 and for such internal control as management determines necessary to enable the preparation of financial statements that are free from material misstatement whether due to fraud or error.

In preparing the financial statements, the Accounting Officer is responsible for assessing the program's ability to continue as a going concern, disclosing, as applicable, matters related to going concern and using the going concern basis of accounting, unless the Accounting Officer has a realistic alternative to the contrary.

The Accounting Officer is responsible for overseeing the program's financial reporting process.

Auditor's Responsibilities for the audit of the Financial Statements

My objectives are to obtain reasonable assurance about whether the financial statements as a whole are free from material misstatement, whether due to fraud or error, and to issue an auditor's report that includes my opinion. Reasonable assurance is a high level of assurance, but is not a guarantee that an audit conducted in accordance with ISSAIs will always detect a material misstatement, when it exists. Misstatements can arise from fraud or error and are considered material if, individually or in aggregate, they could reasonably be expected to influence the economic decisions of users, taken on the basis of these financial statements.

As part of an audit in accordance with ISSAIs, I exercise professional judgment and maintain professional skepticism throughout the audit. I also:-

- Identify and assess the risks of material misstatement of the financial statements, whether due to fraud or error, design and perform audit procedures responsive to those risks, and obtain audit evidence that is sufficient and appropriate to provide a basis for my opinion. The risk of not detecting a material misstatement resulting from fraud is higher than for one resulting from error, as fraud may involve collusion, forgery, intentional omissions, misrepresentations, or the override of internal control.
- Obtain an understanding of internal control relevant to the audit in order to design audit procedures that are appropriate in the circumstances, but not for the purpose of expressing an opinion on the effectiveness of the Program's internal control.
- Evaluate the appropriateness of accounting policies used and the reasonableness of accounting estimates and related disclosures made by the management.
- Conclude on the appropriateness of management's use of the going concern basis of accounting and, based on the audit evidence obtained, whether a material uncertainty exists related to events or conditions that may cast significant doubt on the Program's ability to continue as a going concern. If I conclude that a material uncertainty exists, I am required to draw attention in my auditor's report to the related disclosures in the financial statements or, if such disclosures are inadequate, to modify my opinion. My conclusions are based on the audit evidence obtained up to the date of my auditor's report. However, future events or conditions may cause the Program to cease to continue as a going concern.
- Evaluate the overall presentation, structure and content of the financial statements, including the disclosures, and whether the financial statements represent the underlying transactions and events in a manner that achieves fair presentation.

I communicate with the Accounting Officer regarding, among other matters, the planned scope and timing of the audit and significant audit findings, including any significant deficiencies in internal control that I identify during my audit.

I also provide the Accounting Officer with a statement that I have complied with relevant ethical requirements regarding independence, and to communicate with them all relationships and other matters that may reasonably be thought to bear on my independence, and where applicable, related safeguards.

From the matters communicated with the Accounting Officer, I determine those matters that were of most significance in the audit of the financial statements of the current period and

are therefore the key audit matters. I describe these matters in my auditor's report unless law or regulation precludes public disclosure about the matter or when, in extremely rare circumstances, I determine that a matter should not be communicated in my report because the adverse consequences of doing so would reasonably be expected to outweigh the public interest benefits of such communication.

Other Reporting Responsibilities

In accordance with Section 19 (1) of the National Audit Act, 2008, I report to you, based on my work described on the audit of Financial Statements, that; except for the matters raised in compliance with legislation section below, and whose effect has been considered in forming my opinion on financial statements, the activities, financial transactions and information reflected in the financial statements that have come to my notice during the audit, are in all material respects, in compliance with the authorities which govern them.



John F.S. Muwanga
AUDITOR GENERAL

19th December 2020



MINISTRY OF LANDS, HOUSING AND URBAN
DEVELOPMENT

UGANDA SUPPORT TO MUNICIPAL
INFRASTRUCTURE DEVELOPMENT –
ADDITIONAL FINANCING (USMID –AF)
PROGRAM

FINANCIAL STATEMENTS

FINANCIAL YEAR ENDED 30TH JUNE, 2020

GOVERNMENT OF THE REPUBLIC OF UGANDA
MINISTRY OF LANDS, HOUSING AND URBAN DEVELOPMENT
UGANDA SUPPORT TO MUNICIPAL INFRASTRUCTURE DEVELOPMENT – ADDITIONAL
FINANCING (USMID-AF/USMID II) PROGRAM

FINANCIAL STATEMENTS FOR THE FINANCIAL YEAR ENDED 30 JUNE 2020

Contents	
<u>Program Performance Highlights</u>	i
<u>Statement of Responsibilities of the Accounting Officer</u>	vi
<u>Commentary on the Financial Statements by the Accounting Officer</u>	viii
<u>Commentary on the Financial Statements by the Head of Accounts</u>	x
<u>STATEMENT OF RECEIPTS AND PAYMENTS</u>	1
<u>STATEMENT OF FINANCIAL POSITION</u>	2
<u>STATEMENT OF CHANGES IN EQUITY</u>	8
<u>CASH FLOW STATEMENT FOR THE YEAR ENDED 30TH JUNE, 2020</u>	3
<u>STATEMENT OF BUDGET PERFORMANCE [BASED ON ANNUAL WORK PLAN AND BUDGET]</u> .	5
<u>DESIGNATED ACCOUNT RECONCILIATION STATEMENTS AS AT 30TH JUNE, 2020</u>	7
<u>Notes to the Financial Statements</u>	9
<u>TRIAL BALANCE AS AT 30TH JUNE, 2020</u>	21
<u>Bank Reconciliations and list of all bank accounts</u>	21
<u>DETAILED BUDGET PERFORMANCE ANALYSIS FOR THE FY ENDED 30TH JUNE 2020</u>	23
<u>CERTIFICATE OF BALANCES AS AT 30TH JUNE 2020</u>	41

GOVERNMENT OF THE REPUBLIC OF UGANDA
MINISTRY OF LANDS, HOUSING AND URBAN DEVELOPMENT
UGANDA SUPPORT TO MUNICIPAL INFRASTRUCTURE DEVELOPMENT – ADDITIONAL
FINANCING (USMID-AF/USMID II) PROGRAM

FINANCIAL STATEMENTS FOR THE FINANCIAL YEAR ENDED 30 JUNE 2020

1.0 Program Performance Highlights

1.1 Description of the Program

On 25th February, 2019, the World Bank signed a Financing Agreement with the Government of Uganda. The credit became effective on 11th April, 2019. The Program development objective (PDO) is to enhance the institutional capacity of selected municipal LGs to improve urban service delivery. Program's expected outcomes are (i) strengthened capacities of participating municipalities in fiduciary, safeguards, urban planning and own source revenue (OSR) generation, (ii) increase in total planned infrastructure completed by participating municipal LGs, (iii) enhanced service delivery through improved local infrastructure in Local Governments hosting refugees, and (iv) enhanced capacity of MLHUD for urban development, management and back-stopping for the implementation of the Program.

1.2 Financial highlights

The program commenced in 2018/19 financial year as its initial financial year and is expected to close on 31st December, 2023. The initial disbursement was effected on 28th June, 2019. The second disbursement was made after June, 2020 to facilitate implementation in 2020/21 financial year. Therefore, the funds for 2018/19 which were received in June, 2019 were used to implement the activities over 2019/20 financial year. Therefore, as of 30th June, 2020, the program had only one disbursement which is presented as cumulative to-date in the table below:-

**GOVERNMENT OF THE REPUBLIC OF UGANDA
MINISTRY OF LANDS, HOUSING AND URBAN DEVELOPMENT
UGANDA SUPPORT TO MUNICIPAL INFRASTRUCTURE DEVELOPMENT – ADDITIONAL
FINANCING (USMID-AF/USMID II) PROGRAM**

FINANCIAL STATEMENTS FOR THE FINANCIAL YEAR ENDED 30 JUNE 2020

Table 1: Financial Disbursements

DLI#	Grants	Source	Initial Allocations			Cumulative Actual Disbursements			Cumulative %		
			SDR	USD	UGX	SDR	USD	UGX	SDR	USD	UGX
1	MDG	Credit	41,500,000	60,000,700	219,002,555,000	6,778,334	9,422,698	34,823,054,921	16.3	15.7	15.9
2	MDG	Credit	76,075,000	109,989,235	401,460,707,750	14,711,265	20,450,424	75,577,743,594	19.3	18.6	18.8
3	MDG	Credit	51,875,000	75,000,875	273,753,193,750	9,209,676	12,802,555	47,313,846,315	17.8	17.1	17.3
4	MISG	Credit	6,920,000	10,004,936	36,518,016,400	1,633,102	2,270,208	8,389,908,293	23.6	22.7	23.0
		Total	176,370,000	254,995,746	930,734,472,900	32,332,377	44,945,884	166,104,553,123	18.3	17.6	17.8
5	CG	Credit	25,590,000	36,998,022	135,042,780,300	4,840,000	6,728,181	24,865,045,868	18.9	18.2	18.4
6	CG	Credit	5,535,000	8,002,503	29,209,135,950	1,106,586	1,538,287	5,684,981,745	20.0	19.2	19.5
7	CG	Credit	3,180,000	4,597,644	16,781,400,600	2,070,000	2,877,548	10,634,430,774	65.1	62.6	63.4
7	CG	Grants	6,920,000	10,004,936	36,518,016,400	-	-	-	-	-	-
		Total	41,225,000	59,603,105	217,551,333,250	8,016,586	11,144,017	41,184,458,387	19.4	18.7	18.9
8	DDG	Credit	21,025,000	30,397,945	110,952,499,250	-	-	-	-	-	-
8	DDG	Grants	10,380,000	15,007,404	54,777,024,600	1,160,964	1,613,983	5,931,235,554	11.2	10.8	10.9
		Total	31,405,000	45,405,349	165,729,523,850	1,160,964	1,613,983	5,964,399,832	3.7	3.6	3.6
Total			249,000,000	360,004,200	1,314,015,330,000	41,509,927	57,703,884	213,253,411,342	16.7	16.0	16.2

CG=Central Government; DDG=District Development Grant; MISG= Municipal Institutional Strengthening Grants and; MDG=Municipal Development Grants

Given that the funds were released on the last day of the fiscal year, little spending was realized. However, only Uganda Shillings 3.8billion was spent on the program.

1.3 Physical Progress

1. **Performance assessments.** Two annual performance assessment reports to trigger funds release to the program have been approved. The first year performance assessment report to trigger the FY 2018/19 funds release was completed in February 2019. In this assessment the MCs of Entebbe, Fort Portal, Soroti and Kamuli did not meet the minimum access conditions for the Municipal Development Grant (MDG). Soroti MC did not comply with the expenditure requirements for the Municipal Institutional Strengthening Grant (MISG) and all the refugee hosting districts did not meet the accountability requirements with the exception of Adjumani District. The MCs attained an average score of 71.06% against a target of 60% in institutional performance. The MCs attained an average score of 65.27 against a target of 60% in infrastructure delivery. A total of US\$ 57,692,504 was approved for released to the program. The second year performance assessment report to trigger the FY 2019/20 funds release was approved on November 22, 2019. In this

GOVERNMENT OF THE REPUBLIC OF UGANDA
MINISTRY OF LANDS, HOUSING AND URBAN DEVELOPMENT
UGANDA SUPPORT TO MUNICIPAL INFRASTRUCTURE DEVELOPMENT – ADDITIONAL
FINANCING (USMID-AF/USMID II) PROGRAM

FINANCIAL STATEMENTS FOR THE FINANCIAL YEAR ENDED 30 JUNE 2020

assessment, the MCs of Mbarara, Lira and Moroto did not meet the minimum access conditions for MDG and Hoima did not comply with the expenditure requirements for MISG. MCs attained an overall performance score of 69.82% against a target of 70% in institutional performance and an average score of 70.75% against a target of 60% in infrastructure delivery. All the refugee hosting districts with the exception of Lamwo complied with the minimum requirement for the transitional development grant. A total of US\$ 82,639,241 approved for release to the program. The third year performance assessment to trigger funds release in the FY 2021/22 commenced in February 2020 and the draft report submitted in June 2020. Finalization of the report is pending quality assurance review by the World Bank. The process of procuring an independent verification agent to undertake performance assessment of the program for the FY 2020/21 and FY 2021/22 has commenced. Expressions of interest for the assignment were invited on June 25, 2020.

2. **Preparation of engineering designs for 22 program MCs.** Seven consultancy firms have been procured to prepare engineering designs, environment and social impact assessments, resettlement action plans, tender assistance documents and render tender assistance to the 22 Municipal LGs. Work commenced on February 7, 2020 and will be completed in October 2020. The consultants are currently working on the detailed engineering designs for the prioritized sub projects.
3. **Infrastructure implementation in Arua and Jinja Municipal LGs.** Municipal LGs of Arua and Jinja which had sub projects designed during the first phase of USMID and had ESIA and RAP reports, procured civil works contractors and supervision consultants. Civil works in Arua includes the rehabilitation of School Rd and Adroa Rd of approximately 2.8km. Work commenced in December 2019 and physical progress at the end of June 2020 was at 34%, financial progress 29.5% and time 28%. Works in Jinja includes the rehabilitation of Busoga Rd (0.35km), rehabilitation of Eng. Zikusooka Way (1.9km) and Main Street (0.3km). Work commenced in February 2020 and physical progress at the end of June 2020 was at 19%, financial progress 29% and time 33%.
4. **Procurement of civil works contractors for Soroti, Mbale and Tororo Municipal LGs.** These three MCs have sub projects that were designed during the first phase of USMID and have ESIA and RAP reports. The first attempt to procure civil works contractors was terminated by the Courts of Law. The second attempt to procure civil works contractors commenced in February 2020. Shortlisting for the works was completed in June 2020. The three MCs have engaged M/S UB Consulting Engineers Ltd as the supervision consultant for a period of 27 months. The consultant is currently undertaking design review of the following infrastructure sub projects; Nabowa Rd and Cathedral Ave in Mbale MC, Muvule and Oguti Rds in Tororo MC, Haridus, Edyegu and School Rd in Soroti MC.

GOVERNMENT OF THE REPUBLIC OF UGANDA
MINISTRY OF LANDS, HOUSING AND URBAN DEVELOPMENT
UGANDA SUPPORT TO MUNICIPAL INFRASTRUCTURE DEVELOPMENT – ADDITIONAL
FINANCING (USMID-AF/USMID II) PROGRAM

FINANCIAL STATEMENTS FOR THE FINANCIAL YEAR ENDED 30 JUNE 2020

5. **Installation of solar street lighting.** The MCs of Mbarara, Ntungamo and Gulu procured contractors to install solar street lighting. Mbarara MCs contracted M/S Five star plumbers to install 704 solar streetlights on non USMID roads. Works commenced on January 23, 2020 and were expected to end on May 23, 2020. By the end of June 2020, 20% of the work had been completed. The contract was extended by four months; Ntungamo MC contracted M/S Advanced Solar Power Company to install 23 solar street lights in the central business district. The assignment commenced on March 23, 2020 and was completed before the end of June 6, 2020; Gulu MCs contracted M/S Mesco (U) Ltd to install 500 solar streetlights in the central business district. Works commenced on October 25, 2019 and was expected to end on June 30, 2020.
6. **Preparation of engineering designs for the Refugee Hosting Districts (RHDs).** All the 8 RHDs have prioritized infrastructure subprojects, through a consultative process, for implementation in line with the investment menu for the refugee window. The infrastructure subprojects prioritized include the rehabilitation of district and community access roads and infrastructure for strengthening interaction and peaceful co-existence amongst host communities and refugees. The procurement of engineering firms to design the prioritized infrastructure subprojects and prepare ESIA and RAP studies is on-going. Shortlisting of firms was completed and RFPs issued.
7. **Development of physical development frameworks.** Physical Development Frameworks (PDFs) have been prepared and finalized for seven RHDs of Arua, Adjumani, Yumbe, Kiryandongo, Lamwo, Isingiro and Kamwenge through a Rapid Physical Planning Assessment (RAPPA) process. The PDFs for Moyo district could not be prepared earlier because of the disagreements that arose after the creation of Obongi District which was declared the refugee hosting district in the place of Moyo District. The two districts signed a memorandum of understanding on February 4, 2020 which paved way for the commencement of the planning process in the two districts.
8. **Land tenure security.** The assessment of the status of land use and land ownership has been undertaken in the RHDs of Arua, Adjumani, Yumbe, Lamwo, Kiryandongo, Isingiro and Kamwenge in preparation for the Systematic Land Adjudication and Certification (SLAC). A training manual for systematic adjudication and demarcation has been prepared.
9. **Preparation of storm water drainage master plans and solid waste management strategies for 8 new program Municipal LGs.** Procurement of firms to prepare solid waste management strategies and storm water drainage master plans in the 8 new program municipal LGs is ongoing. Financial proposals have been opened for the storm water drainage master plans while the solid waste management strategies is at the RFPs stage.
10. **Preparation of the urban roads design manual.** This is being spearheaded by MoWT but funded under USMID-AF. Shortlisting of firms that expressed interest has been done. RFPs has been issued.

GOVERNMENT OF THE REPUBLIC OF UGANDA
MINISTRY OF LANDS, HOUSING AND URBAN DEVELOPMENT
UGANDA SUPPORT TO MUNICIPAL INFRASTRUCTURE DEVELOPMENT – ADDITIONAL
FINANCING (USMID-AF/USMID II) PROGRAM

FINANCIAL STATEMENTS FOR THE FINANCIAL YEAR ENDED 30 JUNE 2020

11. **Implementation Institutional strengthening activities.** The 22 MCs have implemented a number of activities to improve of their ability to provide services for urban development. Some of the activities undertaken include the acquisition of office equipment and furniture, renovation of office blocks, preparation of structural and detailed plans, updating revenue registers and the local revenue databases, undertaking career development and short courses

GOVERNMENT OF THE REPUBLIC OF UGANDA
MINISTRY OF LANDS, HOUSING AND URBAN DEVELOPMENT
UGANDA SUPPORT TO MUNICIPAL INFRASTRUCTURE DEVELOPMENT – ADDITIONAL
FINANCING (USMID-AF/USMID II) PROGRAM

FINANCIAL STATEMENTS FOR THE FINANCIAL YEAR ENDED 30 JUNE 2020

Statement of Responsibilities of the Accounting Officer

The financial statements set out on pages 6 to 26 have been prepared in accordance with the provisions of the Public Finance Management Act, 2015 (the Act) and the Financing Agreement between the Republic of Uganda and International Development Association. The financial statements have been prepared on the modified cash basis of accounting and comply with the generally accepted accounting practice for the public sector. Under the modified cash basis of accounting, only financial and non-produced assets and liabilities are recognized and presented in these financial statements.

In accordance with the provisions of Section 45 and Schedule 5 of the Public Finance Management Act, 2015, I am responsible for and personally accountable to Parliament for the activities of the vote to which I am the accounting officer. Further, I am responsible for the regularity and proper use of the money appropriated to the vote to which I am the Accounting Officer. I am also responsible for authorizing any commitments made by the vote and for controlling resources received, held or disposed of by or on account of the vote. Finally, I am responsible for putting in place effective systems of risk management and internal control in respect to all resources and transactions of the vote.

Section 45 (3) of the Act require the Accounting Officer to enter into an annual budget performance contract with the Secretary to the Treasury which shall bind the Accounting Officer to deliver on the activities in the work plan of the vote for a financial year.

Sections 50 and 51 of the Act respectively require me to prepare and submit half-yearly financial statements of my vote to the Secretary to the Treasury, and also to prepare and submit annual financial statements of my vote to the Auditor General for audit and to the Accountant General within two months after the end of each financial year.


Accordingly, I am pleased to report that I have complied with these provisions in all material respects and I am also pleased to submit the required financial statements in compliance with the Act. I have provided, and will continue to provide all the information and explanations as maybe required in connection with these financial statements.

To the best of my knowledge and belief, these financial statements agree with the books of account, which have been properly kept.

GOVERNMENT OF THE REPUBLIC OF UGANDA
MINISTRY OF LANDS, HOUSING AND URBAN DEVELOPMENT
UGANDA SUPPORT TO MUNICIPAL INFRASTRUCTURE DEVELOPMENT – ADDITIONAL
FINANCING (USMID-AF/USMID II) PROGRAM

FINANCIAL STATEMENTS FOR THE FINANCIAL YEAR ENDED 30 JUNE 2020

I accept responsibility for the integrity and objectivity of these financial statements, the financial information they contain and their compliance with the Public Finance Management Act, 2015.



Richard Juuko

For: Accounting Officer

22nd Dec. 2020

Date

GOVERNMENT OF THE REPUBLIC OF UGANDA
MINISTRY OF LANDS, HOUSING AND URBAN DEVELOPMENT
UGANDA SUPPORT TO MUNICIPAL INFRASTRUCTURE DEVELOPMENT – ADDITIONAL
FINANCING (USMID-AF/USMID II) PROGRAM

FINANCIAL STATEMENTS FOR THE FINANCIAL YEAR ENDED 30 JUNE 2020

Commentary on the Financial Statements by the Accounting Officer

Principal Activity of the Vote/USMID II Program

The Government of Uganda (GOU), represented by the Ministry of Finance, Planning & Economic Development (MOFPED), secured a long-term finance from the International Development Association (IDA) to the tune of Special Drawing Rights (SDR) 249 Million (approximately US\$150Million) of which SDR 17.3 Million was a grant and SDR 231.7million is a credit. The USMID II Program shall be on for five years. The Financing Agreement was signed on 25th February 2019 and the Program was declared effective on 11th April 2019. Following the signing of the agreement and declaration of effectiveness, the Program closing date as extended to 31st December, 2023.

The Ministry of Lands, Housing and Urban Development is the executing Agency for Uganda Support to Municipal Infrastructure Development (USMID) Program. The Program Development Objective is to enhance the institutional capacity of the 14 Municipal Local Governments to improve urban service delivery. The Program's expected outcomes are:

- i) Strengthened capacities of participating municipalities in fiduciary, safeguards, urban planning and own source revenue (OSR) generation;
- ii) Increase in total planned infrastructure completed by the 14 participating Municipal LGs; and
- iii) Enhanced capacity of MLHUD for urban development, management and back-stopping for the implementation of the Program.

The Accounting Officer for Ministry of Lands, Housing and Urban Development is responsible for overall supervision of USMID Program implementation in the Ministry and the 14 participating Municipalities of; Arua, Fort Portal, Entebbe, Gulu, Hoima, Jinja, Lira, Kabale, Masaka, Mbale, Mbarara, Moroto, Soroti, and Tororo, Kamuli, Kasese, Kitgum, Mubende, Apac, Busia, Lugazi and Ntungamo . The Five-year project commenced in 2018/19 and shall officially close on 31st December, 2023. However, the Accounting Officers for the Municipal and District Local Governments are accountable for all USMID Grants released to their respective votes in accordance with Public Finance Act and the Local Governments Act.

Key Performance highlights

During the reporting period, the Project received SDR 40.3Million Equivalent of US\$ and UGX. 207.3billion) on 28th June, 2019. However, following the signing of the financing agreement and declaration of effectiveness, the program accessed funding of UGX.3.7billion which has been recognized as payable.

GOVERNMENT OF THE REPUBLIC OF UGANDA
MINISTRY OF LANDS, HOUSING AND URBAN DEVELOPMENT
UGANDA SUPPORT TO MUNICIPAL INFRASTRUCTURE DEVELOPMENT – ADDITIONAL
FINANCING (USMID-AF/USMID II) PROGRAM

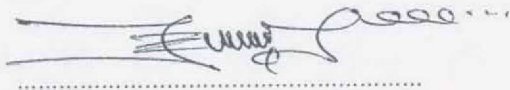
FINANCIAL STATEMENTS FOR THE FINANCIAL YEAR ENDED 30 JUNE 2020

Risk Management Practice and Internal Control

The vote maintained a system of internal control throughout the reporting period. The internal controls included segregation of duties, internal audit reviews and implementation support missions done jointly by Government and IDA/World Bank team. Internal checks helped in ensuring that the financial transactions were properly recorded and reconciled, hence giving more accurate financial information.

Action on Parliamentary Recommendations

There were no significant issues raised regarding implementation approval of USMID II program loan by parliament that required attention of the Ministry of Lands, Housing and Urban Development.



Richard Juuko
For: Accounting Officer

22 December, 2020
Date

GOVERNMENT OF THE REPUBLIC OF UGANDA
MINISTRY OF LANDS, HOUSING AND URBAN DEVELOPMENT
UGANDA SUPPORT TO MUNICIPAL INFRASTRUCTURE DEVELOPMENT – ADDITIONAL FINANCING (USMID-
AF/USMID II) PROGRAM

FINANCIAL STATEMENTS FOR THE FINANCIAL YEAR ENDED 30 JUNE 2020

Commentary on the Financial Statements by the Head of Accounts

USMID II Program was just commencing at the end of the financial year. The Program received the funds and could not start absorption considering that it was received on 28th June, 2019.

The accounting principles and policies remained as they were in the first previous financial year of USMID program. The comparatives have been made. Since USMID AF is audited as a project, the summary of finances for the Program Municipal and District Local Governments have been recognized and reported upon. This is occasioned by the fact that, the Ministry has become more involved in financial disbursements to the Local government through the Treasury Single Account. This required a more integrated reporting to enable the users of financial information evaluate performance of the Project as a whole. There was no fraud or loss of cash or valuable assets that came to the attention of management in order to inform recognition or disclosure of such events/ occurrences.

Nothing has come to my attention that USMID program may not operate as a going concern for a foreseeable future to the time of closure/end of the Program on 31st December, 2023. The Financial statements set out from page 6 to 13 and accompanying notes and schedules are in conformity with the books and records of accounts for USMID AF Program and conform to applicable accounting standards and practice in Uganda.

I take full responsibility for the completeness and integrity of these Financial Statements



.....
Joseph Kawuma (CPA)
Head of Accounts, USMID Program

22. December, 2020
Date

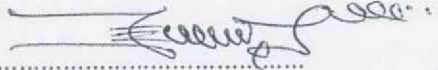
GOVERNMENT OF THE REPUBLIC OF UGANDA
 MINISTRY OF LANDS, HOUSING AND URBAN DEVELOPMENT
 UGANDA SUPPORT TO MUNICIPAL INFRASTRUCTURE DEVELOPMENT – ADDITIONAL FINANCING (USMID-
 AF/USMID II) PROGRAM

FINANCIAL STATEMENTS FOR THE FINANCIAL YEAR ENDED 30 JUNE 2020

STATEMENT OF RECEIPTS AND PAYMENTS


	Note	2020 (UGX)	2019 (UGX)
Receipts			
IDA - Municipal Development Grants	2.1	-	158,451,371,539
IDA - Municipal Institutional Strengthening Grants	2.2	-	8,429,099,767
IDA - MLHUD Capacity Building Grants	2.3	246,532,581	41,376,841,856
IDA - Support to Refugee Hosting Districts (RHDs)	2.4	<u>5,972,963,163</u>	-
Total Receipts		<u>6,219,495,744</u>	<u>208,257,313,162</u>
Payments			
Investment Expenditure on Municipal Infra. Dev't	3.1	24,348,399,387	-
Expenses on Municipal Institutional Strengthening	3.2	6,465,498,239	-
Infrastructure Investment in RHDs	3.3	-	-
MLHUD Capacity Building Grants	3.4	24,151,837,244	3,803,288,522
Total Payments		<u>54,965,734,870</u>	<u>3,803,288,522</u>
Surplus/(Deficit) for the year		48,746,239,126	204,454,024,640
Foreign Exchange Differences - Gain/(loss)		<u>(495,781,519)</u>	<u>(1,018,594,238)</u>
Surplus/(Deficit) net of Forex differences		<u>(49,242,020,645)</u>	<u>203,435,430,402</u>

The financial statements were approved by the Management on ^{29th} day of December, 2020 and signed on its behalf by:



Richard Juuko

For: Accounting Officer



Joseph Kawuma (CPA)

Finance & Acc. Specialist



Ediu John William

For: Program Coordinator

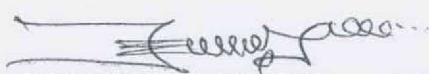
GOVERNMENT OF THE REPUBLIC OF UGANDA
 MINISTRY OF LANDS, HOUSING AND URBAN DEVELOPMENT
 UGANDA SUPPORT TO MUNICIPAL INFRASTRUCTURE DEVELOPMENT – ADDITIONAL FINANCING (USMID-
 AF/USMID II) PROGRAM

FINANCIAL STATEMENTS FOR THE FINANCIAL YEAR ENDED 30 JUNE 2020

STATEMENT OF FINANCIAL POSITION


	Note	2020 (UGX)	2019 (UGX)
Opening Reserve Balance		203,435,432,048	
Surplus/(Deficit) for the Year		<u>(49,242,020,645)</u>	<u>203,435,430,400</u>
Balance as at 30 th June		<u>154,193,411,403</u>	<u>203,435,430,400</u>
Current Assets			
Cash and Cash Equivalents (MLHUD), Bank of Uganda	4.1	88,708,387,856	207,238,720,570
Cash and Cash Equivalents (Local Gov'ts), Comm. Banks	4.2	88,870,444,144	
Cash withheld by MoFPED at UCF	4.3	<u>154,842,679,584</u>	
Total Current Assets		<u>332,421,511,584</u>	<u>207,238,720,570</u>
Payables to TSA/ Other Projects	4.4	<u>(178,228,100,181)</u>	<u>(3,803,290,168)</u>
Net Current Assets		<u>154,193,411,403</u>	<u>203,435,430,400</u>

The financial statements were approved by the Management on 22nd day of December, 2020 and signed on its behalf by:



Richard Juuko

For: Accounting Officer



Joseph Kawuma (CPA)

Finance & Acc. Specialist



Ediu John William

For: Program Coordinator

GOVERNMENT OF THE REPUBLIC OF UGANDA
 MINISTRY OF LANDS, HOUSING AND URBAN DEVELOPMENT
 UGANDA SUPPORT TO MUNICIPAL INFRASTRUCTURE DEVELOPMENT – ADDITIONAL FINANCING (USMID-
 AF/USMID II) PROGRAM

FINANCIAL STATEMENTS FOR THE FINANCIAL YEAR ENDED 30 JUNE 2020

STATEMENT OF CHANGES IN RESERVES


	30-Jun-20 (Shs)	30-Jun-19 (Shs)
Surplus/(Deficit) net of Forex differences, At 1 July - Net worth Last Year (B/F)	203,435,430,402	-
Less: Transfers to the UCF account (Previous Year Balances)	-	-
+/- Adjustments (Cash and cash equivalents)	-	-
Payables adjustments (See statement of outstanding commitments)	-	-
Receivables adjustments	-	-
Revaluation reserve	-	-
Add: Excess of revenue over expenditure for the Year	49,242,020,645	203,435,430,402
Closing Net Financial Worth	154,193,409,757	203,435,430,402



Richard Juuko

For: Accounting Officer

22/12/2020



Joseph Kawuma (CPA)

Finance & Acc. Specialist

22/12/2020



Ediu John William

For: Program Coordinator


GOVERNMENT OF THE REPUBLIC OF UGANDA
 MINISTRY OF LANDS, HOUSING AND URBAN DEVELOPMENT
 UGANDA SUPPORT TO MUNICIPAL INFRASTRUCTURE DEVELOPMENT – ADDITIONAL FINANCING (USMID-
 AF/USMID II) PROGRAM

FINANCIAL STATEMENTS FOR THE FINANCIAL YEAR ENDED 30 JUNE 2020

CASH FLOW STATEMENT FOR THE YEAR ENDED 30TH JUNE, 2020


	30-Jun-20 (Shs)	30-Jun-19 (Shs)
CASH FLOWS FROM OPERATING ACTIVITIES		
Revenue from Operating activities		
External Grants Received	6,219,495,744	208,257,313,162
Total Operating revenue	<u>6,219,495,744</u>	<u>208,257,313,162</u>
PAYMENTS FOR OPERATING EXPENSES:		
Employee costs	(2,877,684,836)	-604,965,184
Goods and services consumed	(48,271,391,886)	-3,198,323,338
Foreign exchange loss/(gain)	(495,781,519)	(1,018,594,238)
Total payments for operating activities	<u>(51,644,858,241)</u>	<u>(4,821,882,760)</u>
Net cash inflows/(outflows) from operating activities	(45,425,362,497)	203,435,430,402
CASH FLOWS FROM INVESTING ACTIVITIES		
Purchase of non-produced assets	(3,816,656,502)	-
Net cash inflows/(outflows) from Investing activities	(3,816,656,502)	0
CASH FLOWS FROM FINANCING ACTIVITIES		
Receipt/(Repayment) of other domestic borrowings	(3,803,288,522)	3,803,288,522
Domestic borrowings (Gou Cash Limit used on Project)	<u>178,228,100,181</u>	<u>0</u>
Net cash flows from financing activities	<u>174,424,811,659</u>	<u>3,803,288,522</u>
Net increase (decrease) in cash and cash equivalents	<u>125,182,792,660</u>	<u>207,238,718,924</u>

The financial statements were approved by the Management on 22nd day of December, 2020 and signed on its behalf by:



Richard Juuko

For: Accounting Officer



Joseph Kawuma (CPA)

Finance & Acc. Specialist



Ediu John William

For: Program Coordinator

GOVERNMENT OF THE REPUBLIC OF UGANDA
 MINISTRY OF LANDS, HOUSING AND URBAN DEVELOPMENT
 UGANDA SUPPORT TO MUNICIPAL INFRASTRUCTURE DEVELOPMENT – ADDITIONAL FINANCING (USMID-
 AF/USMID II) PROGRAM

FINANCIAL STATEMENTS FOR THE FINANCIAL YEAR ENDED 30 JUNE 2020


Cash flow Statement for the year ended (continued)
 Reconciliation of movement of cash during the year

	Notes	30-Jun-20	30-Jun-19
		(Shs)	(Shs)
At the beginning of the year		207,238,718,924	0
Less: Transfers to the UCF account (Previous Year Balances)		0	0
Add/ (Less): Adjustments to the opening balance		0	0
Add/ (Less) : Adjustments in cash and cash equivalents		-	-
Net increase (decrease) of cash from the C/f Statement		125,182,792,660	207,238,718,924
At the end of the year		332,421,511,584	207,238,718,924

For purposes of the cash flow statement, cash and cash equivalents comprise


		30-Jun-20	30-Jun-19
		(Shs)	(Shs)
Cash and Cash Equivalents (MLHUD), Bank of Uganda	4.1	88,708,387,856	207,238,720,570
Cash and Cash Equivalents (Local Gov'ts), Comm. Banks	4.2	88,870,444,144	-
Cash withheld by MoFPED at UCF	4.3	154,842,679,584	-
Cash and bank balances		332,421,511,584	207,238,720,570

The financial statements were approved by the Management on 22nd day of December, 2020 and signed on its behalf by:




Richard Juuko

For: Accounting Officer



Joseph Kawuma (CPA)

Finance & Acc. Specialist



Ediu John William

For: Program Coordinator

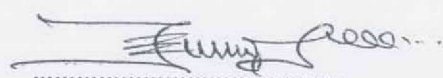
GOVERNMENT OF THE REPUBLIC OF UGANDA
 MINISTRY OF LANDS, HOUSING AND URBAN DEVELOPMENT
 UGANDA SUPPORT TO MUNICIPAL INFRASTRUCTURE DEVELOPMENT – ADDITIONAL FINANCING (USMID-
 AF/USMID II) PROGRAM

FINANCIAL STATEMENTS FOR THE FINANCIAL YEAR ENDED 30 JUNE 2020

STATEMENT OF BUDGET PERFORMANCE


	Note	Annual Budget	Actual Perf.	Variance
IDA - Municipal Development Grants	2.1	377,701,864,128	0	-377,701,864,128
IDA - Municipal Inst. Strengthening Grants	2.2	17,897,220,300	0	-17,897,220,300
IDA - MLHUD Capacity Building Grants	2.4	81,638,239,950	246,532,581	-81,391,707,369
IDA -Support to Planning & Infrastructure Dev in RHDs	2.3	67,541,104,189	5,972,963,163	-61,568,141,026
Total		544,778,428,567	6,219,495,744	-538,558,932,823
Payments				
Investment Expenditure on Municipal Infrastructure Development	3.1	377,701,864,128	24,348,399,387	353,353,464,741
Expenses on Municipal Institutional Strengthening	3.2	17,897,220,300	6,465,498,239	11,431,722,061
Infrastructure Investment in RHDs	3.3	67,541,104,189	0	67,541,104,189
MLHUD Capacity Building Grants	3.4	81,638,239,950	24,151,837,244	57,486,402,706
Total		544,778,428,567	54,965,734,870	489,812,693,697
Surplus/(Deficit) for the year		0	(48,746,239,126)	

The financial statements were approved by the Management on 22nd day of December, 2020 and signed on its behalf by:



Richard Juuko

For: Accounting Officer



Joseph Kawuma (CPA)

Head of Accounts



Ediu John William

For: Program Coordinator

**GOVERNMENT OF THE REPUBLIC OF UGANDA
MINISTRY OF LANDS, HOUSING AND URBAN DEVELOPMENT
UGANDA SUPPORT TO MUNICIPAL INFRASTRUCTURE DEVELOPMENT – ADDITIONAL
FINANCING (USMID-AF/USMID II) PROGRAM**

FINANCIAL STATEMENTS FOR THE FINANCIAL YEAR ENDED 30 JUNE 2020

DESIGNATED ACCOUNT RECONCILIATION STATEMENTS AS AT 30TH JUNE, 2020


	Note	US\$	UGX
Program Implementing Agency	Ministry of Lands, Housing and Urban Development		
Project Name:	Uganda Support to Municipal Infrastructure Development Program		
IDA Credit No.:	5223-UG		
Report:	Designated Account Activity & Reconciliation Statement		
Period of Report:	From: 1st July 2018 to: 30th June, 2020		
DA Deposit Bank	Bank of Uganda (BOU)		
Account No:	000120088400024		
Currency of DA:	Unites States Dollars (US\$)		
PART I		US\$	UGX
1. Cumulative advances to the end of current reporting period		57,703,883.25	214,476,808,906
2. Cumulative expenditures to the end of last reporting period		1,028,138.06	3,803,288,522
3. Outstanding advance to be accounted for (Line 1 minus Line 2)		56,675,745.19	210,673,520,384
PART II			
4. Opening DA balances at the beginning of reporting period as of 01/07/2018		56,089,900.00	208,257,313,162
5. Add/subtract: cumulative adjustments (if any)		1,028,138.06	3,556,755,941
6. Add: advances from World Bank during current reporting period		1,613,983.25	5,972,963,163
7. Add line 5 and 6		585,845.19	2,416,207,222
8. Outstanding Advance to be accounted for (Line 4 + Line 7)		56,675,745.19	210,673,520,384
9. Closing DA balances at end of current reporting period, as of 30/06/2020		50,241,483.83	177,578,832,000
10. Add/subtract: cumulative adjustments (if any)		8,326,663.48	21,871,046,486
11. Add/subtract: Expenditures for the current reporting period		14,760,924.84	54,965,734,870
12. Add line 10 and line 11		6,434,261.36	33,094,688,384
13. Add line 9 and 12		56,675,745.19	210,673,520,384


GOVERNMENT OF THE REPUBLIC OF UGANDA
 MINISTRY OF LANDS, HOUSING AND URBAN DEVELOPMENT
 UGANDA SUPPORT TO MUNICIPAL INFRASTRUCTURE DEVELOPMENT – ADDITIONAL
 FINANCING (USMID-AF/USMID II) PROGRAM

FINANCIAL STATEMENTS FOR THE FINANCIAL YEAR ENDED 30 JUNE 2020

	Note	US\$	UGX
PART IV			
20. Designated Account Balance per Accounting records		50,241,483.83	177,578,832,000
21. Designated Account Balance as per bank Statement		24,043,020.93	88,708,387,856
22. Difference (21-20)*		-	-
23a. Deposits into DA not reflected in bank statement (Municipal Grants in TSA and in Commercial Banks)		26,198,462.90	88,870,444,144
23b. Deduct presented effects/Un cleared EFTs		-	-
24. Deduct payments from DA not reflected in Bank Statement		-	-
Sub-totals (23b+24)		-	-
Reconciled DA Cash Balance		50,241,483.83	177,578,832,000

The financial statements were approved by the Management on ^{22nd}..... day of December, 2020 and signed on its behalf by:


 Richard Juuko


 Joseph Kawuma (CPA)


 Ediu John William

For: Accounting Officer

Finance & Acc. Specialist

For: Program Coordinator

GOVERNMENT OF THE REPUBLIC OF UGANDA
MINISTRY OF LANDS, HOUSING AND URBAN DEVELOPMENT
UGANDA SUPPORT TO MUNICIPAL INFRASTRUCTURE DEVELOPMENT – ADDITIONAL
FINANCING (USMID-AF/USMID II) PROGRAM

FINANCIAL STATEMENTS FOR THE FINANCIAL YEAR ENDED 30 JUNE 2020

NOTES TO THE FINANCIAL STATEMENTS

Accounting Policies

These are the specific principles, bases, conventions, rules and practices of International Development Association/World Bank that have adopted by the Ministry of Lands, Housing and Urban Development in preparing and presenting the financial statements. The principal accounting policies adopted in the preparation of these financial statements are set out below. These policies have been consistently applied in all material aspects unless otherwise stated.

1) General Information

As required by the legal financing agreement between the Government of Uganda and International Development Association/World Bank, the USMID Program shall prepare annual financial statements for audit, and submit an audited set of financial statements to the Association (IDA) by 31st December of each year.

2) Reporting Entity

Ministry of Lands, Housing and Urban Development is a reporting entity of the Government of the Republic of Uganda and is domiciled in Uganda. The Ministry is the Government of Uganda Executing Agency for Uganda Support to Municipal Infrastructure Development (USMID) Program.

The principal address of the entity is:

MINISTRY OF LANDS, HOUSING AND URBAN DEVELOPMENT
Plot 13 – 15 Parliament Avenue
P.O Box 7096, KAMPALA, UGANDA

Telephones: General: 0414342931/3
Permanent Secretary: 04143230879
Under Secretary: 04143236359
Fax: 04143230891
Website: mlhud.go.ug

The Project Offices for USMID Program use the same address but are located on:

First Floor, Plot 9 Yusuf Lule Road Kampala
Tel: +256 414665538/414665547

GOVERNMENT OF THE REPUBLIC OF UGANDA
MINISTRY OF LANDS, HOUSING AND URBAN DEVELOPMENT
UGANDA SUPPORT TO MUNICIPAL INFRASTRUCTURE DEVELOPMENT – ADDITIONAL
FINANCING (USMID-AF/USMID II) PROGRAM

FINANCIAL STATEMENTS FOR THE FINANCIAL YEAR ENDED 30 JUNE 2020

3) Basis of preparation of financial statements

The financial statements have been prepared in accordance with the requirements of the IDA/World Bank funds accountability reports and comply with generally accepted accounting principles. The Financial Statements have consistently been prepared using the modified cash basis of accounting except where stated otherwise. The modified cash basis of accounting recognizes revenue when cash is received and expenses (except for expenses approved to be accrued) when incurred but within the approved budget.

4) Going concern consideration

The financial statements have been prepared on a going concern basis. However, these financial statements for the year ended 30th June, 2020 represents closure of USMID I project although the program is continuing with USMID II up to the foreseeable date of 31st December, 2020. Therefore, any outstanding financial matters are to be taken on in USMID II.

5) Presentation currency

The reporting and presentation currency is the Uganda Shilling (Shs), which is the functional currency of the Republic of Uganda. Items included in the financial statements are measured in the currency of the primary economic environment in which the entity operates.

6) Reporting Period

The reporting period for these financial statements is from 1 July 2018 to 30 JUNE 2020. Prior period comparative information has been presented in the current year's financial statements. Where necessary figures included in the prior period financial statements have been reclassified to ensure that the format in which the information is presented is consistent with the format in the current year's financial statements.

7) Revenue

Revenue represents cash and grants in kind received by the entity during the financial year and comprise; transfers from the Consolidated Fund, proceeds from the loan Account. Revenues are recognized as follows;

i) Grants

Grants are received by the entity either as cash or in-kind. All grants (aid assistance) are recognized as income when received. In-kind receipts (donations) are recognized at fair value. For purposes of these accounts, the proceeds from the loan account with IDA are received as grants to the executing Agency.

8) Expenses

GOVERNMENT OF THE REPUBLIC OF UGANDA
MINISTRY OF LANDS, HOUSING AND URBAN DEVELOPMENT
UGANDA SUPPORT TO MUNICIPAL INFRASTRUCTURE DEVELOPMENT – ADDITIONAL
FINANCING (USMID-AF/USMID II) PROGRAM

FINANCIAL STATEMENTS FOR THE FINANCIAL YEAR ENDED 30 JUNE 2020

Generally, expenditure is recognized when it is incurred and settled within the financial year. Qualifying unsettled expenditure is recognized in the Statement of Financial position as payables.

9) Property, Plant and Equipment (physical assets or fixed assets)

Property, plant and equipment (PPE) principally comprises buildings, dams, roads and highways, hydropower stations, plant, vehicles, equipment, and any other infrastructure assets but does not include land and regenerative natural resources such as forests and mineral resources.

Acquisitions of PPE are recorded in the asset register on receipt of the item at cost and expensed fully through the Statement of Financial Performance. Cost of the item is defined as the total cost of acquisition. Where the cost of the PPE cannot be determined accurately, the PPE is stated at fair value. Subsequent repairs and maintenance costs of PPE are also expensed as goods and services consumed in the Statement of Financial Performance.

Proceeds from disposal of property, plant and equipment are recognized as non-tax revenue in the period in which it is received.

10) Translation of transactions in foreign currency

Foreign currency transactions are translated into Uganda Shillings using the average exchange rates for the financial year while the inter account transactions are translated at the exchange rates prevailing at the dates of the transactions (spot rates). These result into realized gains/losses which are recognized in the Statement of Financial Performance. Foreign currency assets and liabilities held by the entity at year-end are translated into Uganda Shillings using the period closing rate for reporting purposes resulting into unrealized gains/losses. The unrealized gains/losses are recognized in the statement of changes in Equity through the revaluation reserve.

11) Cash and cash equivalents

Cash and cash equivalents are carried in the balance sheet at cost. For the purposes of the cash flow statement, cash and cash equivalents comprise cash on hand, deposits held at call with banks, other short-term highly liquid investments, and bank overdrafts. In the statement of financial position bank overdrafts are included in borrowings.

12) Receivables

(i) Advances and other receivables

Receivables are carried at historical cost and are written down by recovered receipts or write-off of unrecoverable amounts (bad debts are written-off with the approval of Parliament, when identified in the Statement of Changes in Equity).

(ii) Letters of credit

GOVERNMENT OF THE REPUBLIC OF UGANDA
MINISTRY OF LANDS, HOUSING AND URBAN DEVELOPMENT
UGANDA SUPPORT TO MUNICIPAL INFRASTRUCTURE DEVELOPMENT – ADDITIONAL
FINANCING (USMID-AF/USMID II) PROGRAM

FINANCIAL STATEMENTS FOR THE FINANCIAL YEAR ENDED 30 JUNE 2020

Procurement of goods and services through letters of credit which are cash covered are recognized in the statement of appropriation when the letter of credit is opened. Outstanding letters of credit at period-end are treated as receivable and expensed through the Statement of Financial Performance in the period when the goods and services are delivered.

13) Inventories

Comprise consumable supplies expensed in the period when acquired. Inventories that qualify for recognition must be initially reflected at cost. Where they are acquired at no cost, or for nominal consideration, their cost shall be their fair value at the date of acquisition.

14) Projects expenditure

Government projects are a series of undertakings of a reporting entity with specific objectives and a defined time frame and could be either: (a) fully funded by a Government; (b) jointly funded by Government and a development partner; (c) fully funded by a development partner through either budget support or project support; and (d) fully funded by development partner through provision of physical items rather than funds.

Fully or partly Government funded project expenditure is recognized in the statement of financial performance of the reporting entity to the extent of funding received from Government.

15) Contingent liabilities

Contingent liabilities are disclosed in a memorandum statement (Statement of Outstanding Commitments) of the entity when it's probable that an outflow of economic benefits or service potential will flow from the entity or when an outflow of economic benefits or service potential is probable but cannot be measured reliably. Contingent liabilities comprise government guarantees issued, court awards that have been appealed by the Attorney General, those arising from Public Private Partnerships (PPPs) etc. Contingent assets are neither recognized nor disclosed.

16) Commitments

Commitments include operating and capital commitments arising from non-cancelable contractual or statutory obligations. Interest commitments on loans and commitments relating to employment contracts are not included in the Statement of Outstanding Commitments. Outstanding commitments relating to non-cancelable contractual or statutory obligation where goods have been delivered or service provided are included in the statement of financial position as payables and in the Statement of Outstanding Commitments to the extent of the appropriation.

Ministry of Lands, Housing and Urban Development
Uganda Support to Municipal Infrastructure Development (USMID) Program
Annexes to the Financial Statements
Other Notes to the Financial Statements

Note 1: Exchange Rates

All monetary amounts in the financial statements are expressed in Uganda Shillings, the functional currency. For transactions made in US Dollars, the spot rates on the date of transactions are used to translate to the reporting currency. The cash balance at the end of the year were translated at the closing spot rate. The spot rates are obtained from bank of Uganda archives or forex chart.

Currency UGX Vs USD	30 Jun.2020
Opening foreign exchange rat 1/7/2019	3,690.33
Closing Rate on 30 th June, 2020	3,725.33

Note 2: External Grants received

Note 2.1 Municipal Development Grants

	2020 (UGX)	2019 (UGX)
DLI#1: Program MCs have met all minimum Conditions	0	34,985,722,596
DLI#2: Program MCs have strengthened the Inst. Perf	0	75,930,787,171
DLI#3: Program MCs have implemented their Infrac. Plans	0	<u>47,534,861,772</u>
Total	<u>0</u>	<u>158,451,371,539</u>

Note 2.2 Municipal Institutional Strengthening Grants

DLI#4: Program MCs have Implemented Institutional Strengthening plans	0	<u>8,429,099,767</u>
Total	<u>0</u>	<u>8,429,099,767</u>

Note 2.3 Capacity Building Grants for Central Government, MLHUD

DLI#5: MLHUD has executed perf. improvement plans	0	24,981,197,056
DLI#6: Program MCs with Town Clerks	0	5,711,537,794
DLI#7: Results on PP, Land tenure & Infrastructure in Program RHDs	0	10,684,107,005
Misc income (balances from USMID 1)	<u>246,532,581</u>	<u>0</u>
Total	<u>246,532,581</u>	<u>41,376,841,856</u>

Ministry of Lands, Housing and Urban Development
Uganda Support to Municipal Infrastructure Development (USMID) Program
Annexes to the Financial Statements

2.4 Planning & Infrastructure Grants to Program RHDs Grants

	2020 UGX	2019 UGX
DLI#8: Results planning & Infrastructure investments in Program RHDs	5,972,963,163	0
Total	5,972,963,163	0

NOTE 3: PAYMENTS/EXPENSES

3.1 Investment in Municipal Infrastructure Development

	2020 UGX	2019 UGX
Arua MC	6,872,322,916	-
Entebbe MC	242,578,671	-
Fortportal MC	602,636,326	-
Gulu MC	2,710,441,025	-
Jinja MC	6,485,492,500	-
Masaka MC	1,877,293,689	-
Mbale MC	500,898,787	-
Mbarara MC	2,003,494,300	-
Moroto MC	1,935,736,887	-
Soroti MC	228,591,898	-
Tororo MC	192,173,963	-
Kamuli MC	279,738,425	-
Busia MC	110,000,000	-
Ntungamo MC	307,000,000	-
Total	24,348,399,387	-

Ministry of Lands, Housing and Urban Development
Uganda Support to Municipal Infrastructure Development (USMID) Program
Annexes to the Financial Statements

3.2 Expenses on Municipal Institutional Strengthening

		2020 UGX	2019 UGX
Arua MC		226,084,900	-
Entebbe MC		122,267,681	-
Fortportal MC		68,780,000	-
Gulu MC		165,303,300	-
Hoima MC		464,766,113	-
Jinja MC		430,836,719	-
Kabale MC		320,607,846	-
Lira MC		363,325,246	-
Masaka MC		95,081,336	-
Mbale MC		247,345,602	-
Mbarara MC		173,263,677	-
Moroto MC		290,337,060	-
Soroti MC		329,444,267	-
Tororo MC		498,922,995	-
Kamuli MC		115,615,596	-
Kasese MC		338,988,430	-
Kitgum MC		429,543,350	-
Mubende MC		802,591,964	-
Apac MC		320,847,378	-
Busia MC		267,729,900	-

Ministry of Lands, Housing and Urban Development
Uganda Support to Municipal Infrastructure Development (USMID) Program
Annexes to the Financial Statements

Lugazi MC		262,239,103	-
Ntungamo MC		<u>131,575,776</u>	-
Total		6,465,498,239	-

3.3 Investment in Infrastructure, Land Tenure of Refugee Hosting Districts (RHDs)

No expense was incurred on RHDs infrastructure

3.4 MLHUD Capacity Building Expenses

	June 2020 UGX	June 2019 UGX
System development and institutional strengthening for Program MCs	4,513,232,627	500,025,469
Systems development and institutional strengthening activities for the LH&UD sector	10,056,166,773	464,042,678
Physical Planning, land tenure security and infrastructure development in 9 RHDs	846,952,446	359,758,566
Program Management	8,373,366,593	<u>2,479,461,809</u>
Total	<u>23,789,718,439</u>	<u>3,803,288,522</u>

3.5 Foreign Exchange Gain/(Loss)

	2020 UGX	2019 UGX
Unrealized loss for the year	(495,781,518.91)	0
Net foreign exchange (gains)/ losses	(495,779,498.91)	0

Ministry of Lands, Housing and Urban Development
Uganda Support to Municipal Infrastructure Development (USMID) Program
Annexes to the Financial Statements

Note 4.1 : Cash and Cash Equivalents (MLHUD), Bank of Uganda

	30 June 2020 (Shs)	30 June 2019 (Shs)
DOMESTIC		
Cash at UGX Bank Account	68,064,706,990	715,000
Cash at US\$ Bank Account	20,643,680,866	207,238,005,570
Total	88,708,387,856	207,238,720,570

Note 4.2: Cash and Cash Equivalents (Local Gov'ts), Comm. Banks

	2020 (UGX)	2019 (UGX)
Arua MC	8,072,177,891	-
Gulu MC	20,044,570,698	-
Hoima MC	15,037,799,381	-
Jinja MC	8,439,283,950	-
Masaka MC	11,312,520,820	-
Moroto MC	129,959,519	-
Soroti MC	43,167,120	-
Kasese MC	12,179,057,725	-
Mubende MC	13,365,021,920	-
Ntungamo MC	246,885,120	-
Sub-total	88,870,444,144	-

Ministry of Lands, Housing and Urban Development
Uganda Support to Municipal Infrastructure Development (USMID) Program
Annexes to the Financial Statements
Note 4.3 Cash withheld on LG TSA/UCF

	2020 (UGX)	2019 (UGX)
Outstanding obligation on UCF (Note 4.4 below)	178,228,100,181	-
Total funds transferred by LGs to TSA	7,428,477,029	-
Total payments on TSA by LGS	(30,813,897,626)	-
Total	154,842,679,584	-

4.4 Payables to TSA and other Agencies/Projects

4.3 Payables - UCF	Vote	2020 (UGX)	2019 (UGX)
Adjumani District	501	2,982,903,684	-
Arua District	503	6,746,567,228	-
Kamwenge	518	3,784,814,332	-
Yumbe District	556	5,100,428,130	-
Isingiro District	560	4,249,286,066	-
Lamwo District	585	2,736,078,768	-
Kiryandongo District	592	2,772,635,932	-
Obongi	629	2,428,058,784	-
Arua MC	751	7,159,039,852	-
Entebbe MC	752	6,482,881,452	-
Fort Portal MC	753	4,691,130,764	-
Gulu MC	754	13,587,327,180	-

Ministry of Lands, Housing and Urban Development
Uganda Support to Municipal Infrastructure Development (USMID) Program

Annexes to the Financial Statements

Jinja MC	755	5,992,839,042		-
Kabale MC	757	4,426,007,018		-
Lira MC	758	8,631,571,378		-
Masaka	759	7,734,227,692		-
Mbale MC	760	7,647,419,352		-
Mbarara MC	761	12,786,838,119		-
Moroto MC	762	122,899,842		-
Soroti MC	763	5,516,474,648		-
Tororo MC	764	4,243,390,654		-
Kasese MC	770	7,951,203,080		-
Hoima MC	771	8,492,444,920		-
Ntungamo MC	775	2,768,425,944		-
Busia MC	776	5,800,895,602		-
Kitgum MC	784	5,522,877,944		-
Mubende MC	786	8,096,980,896		-
Lugazi MC	788	8,266,013,928		-
Kamuli MC	789	6,589,017,984		-
Apac MC	793	4,917,419,966		-
Refund to other Projects ARSDP		0		3,803,288,522
Total		178,228,100,181		3,803,288,522

Ministry of Lands, Housing and Urban Development
Uganda Support to Municipal Infrastructure Development (USMID) Program
Annexes to the Financial Statements

4.5 Pension Liabilities

The Project Staff subscribe to the National Social Security Fund (NSSF). The Employer dully contributed the 10% of every month's gross salary and the 5% employee contributions were all remitted regularly. Therefore, there is no pension or retirement benefit that was due as of 30th June, 2020 apart from gratuity that accrue at end of each month worked and paid at end of contract.

4.5 Statement of Commitments (Invoiced supplies and services as of 30th June, 2020)

	30 June 2020 (Shs)	30 June 2019 (Shs)
Food Platz LTD	1,305,000	0
Fresh Chat Ltd	1,221,060	0
Horsehead Printer limited	3,995,000	0
KPMG	722,121,032	0
MAC EAST AFRICA LTD	1,682,218	0
MFI Solutions sms Ltd	2,400,000	0
Monitor Publications Ltd	5,084,747	0
New Vision Print and Pub Corp	5,000,000	0
Property Services Ltd	3,667,538	0
Reign LTD	1,974,000	0
T and B Enterprises Ltd	3,816,400	0
Toyota Uganda Ltd	547,945	0
Project Mgt and Eng Consult Ltd	348,752,520	0
Sgi Studio Galli Ingegneria S r l	375,419,500	0
Trio Consultants Ltd	224,520,880	0
Arch Design Ltd	280,059,840	0
Comptran Eng and Plan Assoc	316,644,550	0
Total	2,298,212,230	0

Note: 4.6 Public monies lost during the financial year

There were no public monies lost during the financial year under USMID Program.

Ministry of Lands, Housing and Urban Development
Uganda Support to Municipal Infrastructure Development (USMID) Program
Annexes to the Financial Statements

TRIAL BALANCE AS AT 30TH JUNE, 2020

	Debit	Credit
	UGX.	UGX.
Opening Reserves	-	203,435,432,048
Transfer from IDA & Misc.	-	6,219,495,744
Reimbursable to UCF - TSA		178,228,100,181
Cash withheld on LG TSA/UCF	154,842,679,584	
Investment Expenditure on Municipal Infrastructure Dev't	24,348,399,387	
Expenses on Municipal Institutional Strengthening	6,465,498,239	
Infrastructure Investment in RHDs	-	
MLHUD Capacity Building Grants	24,151,837,244	
Cash and Cash Equivalents (MLHUD)	88,708,387,856	
Cash Receivable from Municipalities	88,870,444,144	
Foreign Exchange loss	495,781,519	
	387,883,027,973	387,883,027,973

Bank Reconciliations and list of all bank accounts

UGANDA SUPPORT TO MUNICIPAL INFRASTRUCTURE DEVELOPMENT
PROGRAM

RECONCILIATION STATEMENT FOR BANK ACCOUNT NO. 000120088000055, USMID PROGRAM
(UGANDA SHILLINGS ACCOUNT)

	UGX
	68,064,706,990
Balance as per Bank Statement	
	68,064,706,990
Balance as per Cash Book	<u>68,064,706,990</u>

Ministry of Lands, Housing and Urban Development
Uganda Support to Municipal Infrastructure Development (USMID) Program
Annexes to the Financial Statements

UGANDA SUPPORT TO MUNICIPAL INFRASTRUCTURE DEVELOPMENT
PROGRAM

RECONCILIATION STATEMENT FOR BANK ACCOUNT NO. 000120088400024, USMID
PROGRAM (US DOLLAR ACCOUNT)

US\$

5,541,437

Balance as per Bank Statement

Balance as per Cash Book

5,541,437

Ministry of Lands, Housing and Urban Development
Uganda Support to Municipal Infrastructure Development (USMID) Program

Annexes to the Financial Statements

DETAILED BUDGET PERFORMANCE ANALYSIS FOR THE FY ENDED 30TH JUNE 2020

	Key Activity/ Sub Activity	Annual Budget 2019/20 FY (USD)	Annual Budget 2019/20 FY (UGX)	Actual Annual Expense	Variance
1.0	Expenditure by Local Governments				
1.1	Municipal Expenses	105,493,089	395,599,084,428	30,813,897,626	364,785,709,952
1.1.1	MISG: For Institutional Strengthening of Municipalities.	105,493,089	395,599,084,428	30,813,897,626	364,785,709,952
1.1.1.1		4,772,592	17,897,220,300	6,465,498,239	11,432,245,211
1.1.1.1.1	Arua MC	251,189	941,958,963	226,084,900	715,874,063
1.1.1.1.2	Entebbe MC	251,189	941,958,963	122,267,681	819,691,282
1.1.1.1.3	Fortportal MC	251,189	941,958,963	68,780,000	873,178,963
1.1.1.1.4	Gulu MC	251,189	941,958,963	165,303,300	776,655,663
1.1.1.1.5	Hoima MC	125,595	470,979,482	464,766,113	6,213,369
1.1.1.1.6	Jinja MC	251,189	941,958,963	430,836,719	511,122,244
1.1.1.1.7	Kabale MC	251,189	941,958,963	320,607,846	621,351,117
1.1.1.1.8	Lira MC	251,189	941,958,963	363,325,246	578,633,717
1.1.1.1.9	Masaka MC	251,189	941,958,963	95,081,336	846,877,627
1.1.1.1.10	Mbale MC	251,189	941,958,963	247,345,602	694,613,361
1.1.1.1.11	Mbarara MC	251,189	941,958,963	173,263,677	768,695,286
1.1.1.1.12	Moroto MC	251,189	941,958,963	290,337,060	651,621,903

Ministry of Lands, Housing and Urban Development
Uganda Support to Municipal Infrastructure Development (USMID) Program

Annexes to the Financial Statements

	Key Activity/ Sub Activity	Annual Budget 2019/20 FY (USD)	Annual Budget 2019/20 FY (UGX)	Actual Annual Expense	Variance
1.1.1.1.13	Soroti MC	125,595	470,979,482	329,444,267	141,535,215
1.1.1.1.14	Tororo MC	251,189	941,958,963	498,922,995	443,035,968
1.1.1.1.15	Kamuli MC	251,189	941,958,963	115,615,596	826,866,517
1.1.1.1.16	Kasese MC	251,189	941,958,963	338,988,430	602,970,533
1.1.1.1.17	Kitgum MC	251,189	941,958,963	429,543,350	512,415,613
1.1.1.1.18	Mubende MC	251,189	941,958,963	802,591,964	139,366,999
1.1.1.1.19	Apac MC	125,595	470,979,482	320,847,378	150,132,104
1.1.1.20	Busia MC	125,595	470,979,482	267,729,900	203,249,582
1.1.1.21	Lugazi MC	125,595	470,979,482	262,239,103	208,740,379
1.1.1.22	Ntungamo MC	125,595	470,979,482	131,575,776	339,403,706
1.1.2	MDG: For Infrastructure Investments in Municipalities	100,720,497	377,701,864,128	24,348,399,387	353,353,464,741
1.1.2.1	Arua MC	4,798,390	17,993,962,084	6,872,322,916	11,121,639,168
1.1.2.2	Entebbe MC	3,058,845	11,470,669,191	242,578,671	11,228,090,520
1.1.2.3	Fortportal MC	2,285,188	8,569,455,068	602,636,326	7,966,818,742
1.1.2.4	Gulu MC	10,626,256	39,848,461,788	2,710,441,025	37,138,020,763
1.1.2.5	Holima MC	8,090,987	30,341,201,372	-	30,341,201,372
1.1.2.6	Jinja MC	5,405,365	20,270,120,319	6,485,492,500	13,784,627,819

Annexes to the Financial Statements

Ministry of Lands, Housing and Urban Development
Uganda Support to Municipal Infrastructure Development (USMID) Program

Annexes to the Financial Statements

	Key Activity/ Sub Activity	Annual Budget 2019/20 FY (USD)	Annual Budget 2019/20 FY (UGX)	Actual Annual Expense	Variance
1.1.2.7	Kabale MC	3,937,872	14,767,018,536	-	14,767,018,536
1.1.2.8	Lira MC	3,421,867	12,832,001,098	-	12,832,001,098
1.1.2.9	Masaka MC	7,117,354	26,690,078,818	1,877,293,689	24,812,785,129
1.1.2.10	Mbale MC	6,758,157	25,343,087,257	500,898,787	24,842,188,470
1.1.2.11	Mbarara MC	5,584,954	20,943,576,505	2,003,494,300	18,940,082,205
1.1.2.12	Moroto MC	1,368,687	5,132,575,503	1,935,736,887	3,196,838,616
1.1.2.13	Soroti MC	2,147,902	8,054,631,363	228,591,898	7,826,039,465
1.1.2.14	Tororo MC	3,727,293	13,977,350,407	192,173,963	13,785,176,444
1.1.2.15	Kamuli MC	2,969,194	11,134,477,467	279,738,425	10,854,739,042
1.1.2.16	Kasese MC	7,145,964	26,797,365,617	-	26,797,365,617
1.1.2.17	Kitgum MC	3,619,444	13,572,913,687	-	13,572,913,687
1.1.2.18	Mubende MC	7,949,781	29,811,680,227	-	29,811,680,227
1.1.2.19	Apac MC	2,580,662	9,677,484,090	-	9,677,484,090
1.1.2.20	Busia MC	2,418,558	9,069,592,695	110,000,000	8,959,592,695
1.1.2.21	Lugazi MC	4,516,599	16,937,245,008	-	16,937,245,008
1.1.2.22	Ntungamo MC	1,191,178	4,466,916,028	307,000,000	4,159,916,028

Ministry of Lands, Housing and Urban Development
Uganda Support to Municipal Infrastructure Development (USMID) Program

Annexes to the Financial Statements

	Key Activity/ Sub Activity	Annual Budget 2019/20 FY (USD)	Annual Budget 2019/20 FY (UGX)	Actual Annual Expense	Variance
1.2	Refugee Hosting Districts Expenses	18,122,110	67,541,104,189	-	67,541,104,189
1.2.1	Infrastructure Investments in Districts hosting refugees.				
1.2.1.1	Adjuman District	18,122,110	67,541,104,189	-	67,541,104,189
1.2.1.2	Arua District	3,487,360.15	12,997,391,267	-	12,997,391,267
1.2.1.3	Kamwenge District	4,349,358.82	16,210,060,336	-	16,210,060,336
1.2.1.4	Moyo District	1,968,756.61	7,337,555,900	-	7,337,555,900
1.2.1.5	Yumbe District	375,728.50	1,400,340,107	-	1,400,340,107
1.2.1.6	Isingiro District	3,969,926.40	14,795,915,707	-	14,795,915,707
1.2.1.7	Lamwo District	1,962,166.03	7,312,992,800	-	7,312,992,800
1.2.1.8	Kiryandongo District	-	-	-	0
1.2.1.9	Obongi District	1,340,851.77	4,997,354,548	-	4,997,354,548
2-5	Expenditure by Ministry of Lands, Housing & Urban Dev't	667,961.77	2,489,493,524	-	2,489,493,524
2.0	System development and institutional strengthening activities for Program Municipalities.	21,770,197	81,638,239,950	24,151,837,244	57,486,402,706
2.1	Outreach activities to support the 22 municipal LGs in critical institutional and technical areas necessary for urban development.	4,566,682.11	17,125,057,912.50	4,513,232,627.00	12,511,825,286
2.1.1	Support MCs to prepare, update PDP and link Municipal Physical Development Plans, Five year Development Plans and Budgets.	2,816,119	10,560,446,663	2,976,502,621	7,583,944,042
		380,150	1,425,562,500	29,755,000	1,395,807,500

Ministry of Lands, Housing and Urban Development
Uganda Support to Municipal Infrastructure Development (USMID) Program

Annexes to the Financial Statements

	Key Activity/ Sub Activity	Annual Budget 2019/20 FY (USD)	Annual Budget 2019/20 FY (UGX)	Actual Annual Expense	Variance
2.1.2	Support MCs in Procurement Planning and Management. This included hands-on training on procurement management.	100,000	375,000,000	9,716,350	365,283,650
2.1.3	Support Municipal Councils in Financial Management, accounting and audit.	100,000	375,000,000	-	375,000,000
2.1.4	Support MCs in development of environment and social management plans and implementing necessary E&S safeguards.	60,352	226,320,413	6,000,000	220,320,413
2.1.5	Enhance Municipalities Capacity for Monitoring project implementation and M&E activities such as data collection, reporting, communication, etc.	100,000	375,000,000	1,950,000	373,050,000
2.1.6	Support Municipalities in provision of conducive environment for private sector investment and job creation in order to contribute to local economic development (LED).	95,000	356,250,000	-	356,250,000
2.1.7	Support Municipalities in implementation of infrastructure projects including support supervision, procurement management support, managing contractor-Consultant-Client relations and contract management. Includes support in implementation of infrastructure O&M plans.	56,309	211,158,750	210,159,308	999,442
2.1.8	Support execution of civil works by enhancing contract management and capacity of private Consultants and Contractors to enhance the national local content policy to safe guard quality of works. This shall be carried out in liaison with PPDA, UIPE, UNABCEC and UACE.	100,000	375,000,000	67,580,000	307,420,000
2.1.9	Support engagement of engineering design Consultants undertaking technical designs of selected infrastructure sub-projects in Municipalities.	1,085,137	4,069,263,750	1,875,501,495	2,193,762,255
2.1.10	Support transparency and public accountability by citizen engagement through formation and training of MDFs in program Municipalities and NUJ at central level. This will be done in conjunction with UAAU.	637,459	2,390,471,250	775,840,468	1,614,630,782
2.1.11	Provide support supervision and oversight support to program activities carried out in Municipal local	101,712	381,420,000	-	381,420,000

Annexes to the Financial Statements

Ministry of Lands, Housing and Urban Development
Uganda Support to Municipal Infrastructure Development (USMID) Program

Annexes to the Financial Statements

	Key Activity/ Sub Activity	Annual Budget 2019/20 FY (USD)	Annual Budget 2019/20 FY (UGX)	Actual Annual Expense	Variance
	governments. This includes top management supervision/monitoring, participation in joint Local government/ Parliament/Ministry/PST activities and commissioning of sub-projects.				
2.2	Development of systems for physical planning and urban services delivery in Municipalities.	1,750,563	6,564,611,250	1,536,730,006	5,027,881,244
2.2.1	Support implementation of the GIS based PPUMIS in the 14 MCs and installation in new MCs and Upgrade system to couple on additional modules like property and revenue data.	200,000	750,000,000	339,740,556	410,259,444
2.2.2	Support development of local revenue enhancement strategies including development and updating of revenue sources datasets, development of property registers and property rates. This will be carried out in conjunction with LGFC.	150,000	562,500,000	-	562,500,000
2.2.3	Develop a framework for e-governance for cities, Municipalities and towns.	150,000	562,500,000	-	562,500,000
2.2.4	Develop and install an integrated revenue management system in the 22 Municipalities. Assess functionality and roll-out to other Municipalities. This will be done in conjunction with LGFC.	400,000	1,500,000,000	556,500,000	943,500,000
2.2.5	Finalise and adopt the Jinja model town physical development planning process and prepare a physical planning manual/protocol. Use the manual for development of physical development plans in Local governments.	150,000	562,500,000	126,635,000	435,865,000
2.2.6	Conduct supply-driven institutional capacity enhancement training for Urban Councils in: Procurement, financial management, environment and social management, physical planning and engineering/urban infrastructure services.				0
2.2.6.1	Procurement and contract management.	165,000	618,750,000	177,228,750	441,521,250

Ministry of Lands, Housing and Urban Development
Uganda Support to Municipal Infrastructure Development (USMID) Program

Annexes to the Financial Statements

	Key Activity/ Sub Activity	Annual Budget 2019/20 FY (USD)	Annual Budget 2019/20 FY (UGX)	Actual Annual Expense	Variance
2.2.6.2	Financial Management, accounting and audit.	50,563	189,611,250	96,575,400	93,035,850
2.2.6.3	Environment and social safeguards management.	80,000	300,000,000	121,478,300	178,521,700
2.2.6.4	Physical planning and urban management.	60,000	225,000,000	100,547,000	124,453,000
2.2.6.5	Engineering and urban infrastructure technical skills.	145,000	543,750,000	-	543,750,000
2.2.6.6	Communication transparency and public relations	200,000	750,000,000	18,025,000	731,975,000
3.0	Systems development and institutional strengthening activities for the lands, housing and Urban Development sector	7,072,137	26,520,513,750	10,418,285,578	16,102,228,172
3.1	Institutional Strengthening of MLHUD & MIDAs	1,947,555	7,303,331,250	2,368,511,864	4,934,819,386
3.1.1	Support holding of the Annual Lands, Housing and Urban Development Sector Review workshop.	275,000	1,031,250,000	1,028,356,685	2,893,315
3.1.2	Enhance citizen awareness on sector policies and strategies through improved IEC on USMID and MLHUD.	216,431	811,616,250	209,210,723	602,405,527
3.1.3	Finalize the National Land Acquisition, Rehabilitation and Resettlement Policy.	188,356	706,335,000	705,988,302	346,698
3.1.4	Support to Implementation of the National Housing policy (NHP) in Municipalities.	385,000	1,443,750,000	379,561,654	1,064,188,346
3.1.5	Disseminate the condominium property Act, Real estates development policies, Building control Act and other housing related laws to the program Municipalities.	60,000	225,000,000	-	225,000,000
3.1.6	Develop and implement an intergrated M&E system for MLHUD.	100,000	375,000,000	-	375,000,000
3.1.7	Develop and implement an integrated urban infrastructure design strategy for investment and maintenance of public infrastructure in the program Municipalities.	320,000	1,200,000,000	-	1,200,000,000
3.1.8	Support national physical planning activities through the National Physical Planning Board (NPPB).	100,000	375,000,000	-	375,000,000

Ministry of Lands, Housing and Urban Development
Uganda Support to Municipal Infrastructure Development (USMID) Program

Annexes to the Financial Statements

	Key Activity/ Sub Activity	Annual Budget 2019/20 FY (USD)	Annual Budget 2019/20 FY (UGX)	Actual Annual Expense	Variance
3.1.9	Support formulation of the Physical Planners Registration Act and formation of the Physical planners Registration Board.	60,000	225,000,000	36,434,500	188,565,500
3.1.10	Organize and hold the annual Ministry strategic management retreat and the USMID annual planning workshops.	100,000	375,000,000	-	375,000,000
3.1.11	Enhance activities of the Ministry grievance and complaints handling framework and ensure linkage to Municipalities complaints system.	40,000	150,000,000	-	150,000,000
3.1.12	Institutional Support to cross-cutting Ministry Units of Procurement, Internal Audit and ICT to enhance their support to program activities.	102,768	385,380,000	8,960,000	376,420,000
3.2	Implement the National Urban Policy (NUP) and development of a proposed Urban Development Bill.	780,000	2,925,000,000	212,738,500	2,712,261,500
3.2.1	Carry out Legal and Institutional Review for the Urban Development framework.	80,000	300,000,000	-	300,000,000
3.2.2	Develop draft Urban Development bill.	100,000	375,000,000	-	375,000,000
3.2.3	Develop and implement urban land management strategy with urban re-development standards and guidelines.	100,000	375,000,000	-	375,000,000
3.2.4	Develop and implement an Integrated Urban Transportation Strategy/policy.	220,000	825,000,000	-	825,000,000
3.2.5	Develop detailed guidelines, standards and framework for creation and up-grading of urban centers.	80,000	300,000,000	-	300,000,000
3.2.6	Implement the solid waste management strategy in the program Municipalities. Due consideration shall be put to the already designed individual Municipal solid waste management strategies.	40,000	150,000,000	150,000,000	0
3.2.7	Prepare the annual State of Urban Sector Report (with Urban Indicators, data base, Urban Profiles).	60,000	225,000,000	37,003,500	187,996,500
3.2.8	Prepare guidelines and standards for urban management including: public space management, climate change inclusive and resilient cities strategies.	100,000	375,000,000	25,735,000	349,265,000

Ministry of Lands, Housing and Urban Development
Uganda Support to Municipal Infrastructure Development (USMID) Program

Annexes to the Financial Statements

	Key Activity/ Sub Activity	Annual Budget 2019/20 FY (USD)	Annual Budget 2019/20 FY (UGX)	Actual Annual Expense	Variance
3.3	Development and implementation of the Municipal Development Strategies (MDSS)	680,000	2,550,000,000	670,329,548	1,879,670,452
3.3.1	Support new program municipalities to prepare and formulate 30- years Municipal Development strategies (MDS).	100,000	375,000,000	127,956,060	247,043,940
3.3.2	Support Municipalities to prepare infrastructure improvement plans which are aligned to their MDS.	40,000	150,000,000	53,340,000	96,660,000
3.3.3	Support implementation of MDS in the 14 USMID Municipalities and scale up the concept of MDS to Municipalities outside USMID program area.	140,000	525,000,000	134,983,000	390,017,000
3.3.4	Support the proposed 8 Cities (see Vision 2040) to develop strategies to transition from Municipality to City status. Strategies to include costed implementation plan.	400,000	1,500,000,000	354,050,488	1,145,949,512
3.4	Strengthen Land Use Regulation and Compliance function	280,000	1,050,000,000	823,616,635	226,383,365
3.4.1	Review and operationalise the National Physical Planning standards and guidelines.	110,000	412,500,000	197,569,978	214,930,022
3.4.2	Disseminate and rollout to Municipalities the National Enforcement Framework for Compliance to Land use regulatory framework.	130,000	487,500,000	487,500,000	0
3.4.3	Procure specialised equipment for landuse monitoring and mapping data collection, such as drones, etc.	40,000	150,000,000	138,546,657	11,453,343
3.5	Strengthen Valuation Services	1,450,000	5,437,500,000	970,363,511	4,467,136,489
3.5.1	Procurement of office furniture and specialized equipment for valuation services including upcountry stations.	150,000	562,500,000		562,500,000
3.5.2	Benchmarking best operational Practices on Valuations services.	100,000	375,000,000	268,474,785	106,525,215
3.5.3	Develop valuation standards, guidelines and manual. Includes procurement of consultant and associated contract management related activities.	220,000	825,000,000	78,858,060	746,141,940
3.5.4	Implementation of CAMA for the program Municipalities.	-	-		0

Ministry of Lands, Housing and Urban Development
Uganda Support to Municipal Infrastructure Development (USMID) Program

Annexes to the Financial Statements

	Key Activity// Sub Activity	Annual Budget 2019/20 FY (USD)	Annual Budget 2019/20 FY (UGX)	Actual Annual Expense	Variance
3.5.5	Carry out professional institutional support activities for valuation staff. Includes specialised training and participation in both local and international professional forums.	160,000	600,000,000	429,254,716	170,745,284
3.5.6	Develop and implement a comprehensive national valuation framework which includes, land, property, equipment, etc. Including the necessary regulatory framework.	200,000	750,000,000	193,775,950	556,224,050
3.5.7	Develop, install and implement a land value data bank system. Includes procurement of a consultant and training of valuation staff on use of system.	230,000	862,500,000	-	862,500,000
3.5.8	Review and update property yields data base.	290,000	1,087,500,000	-	1,087,500,000
3.5.9	Review, develop and disseminate a regulatory framework for valuation services.	100,000	375,000,000	-	375,000,000
3.6	Professional skills enhancement and training of MLHUD staff	446,295	1,673,606,250	1,387,823,396	285,782,854
3.6.1	Implement the MLHUD staff incountry/local training schedule developed from a TNA. Training to strengthen urban development, physical planning, project planning, municipal financing and infrastructure development. Implementation to be based on annual training plan approved by the Ministry Training committee at beginning of each FY.	195,367	732,626,250	446,843,396	285,782,854
3.6.2	Support MLHUD professional staff participate in international professional fora to enhance their professionalism in urban development, physical planning, environmental and social management, municipal governance and infrastructure development.	250,928	940,980,000	940,980,000	0
3.7	Retooling of MLHUD	1,488,287	5,581,076,250	3,984,902,124	1,596,174,126

Ministry of Lands, Housing and Urban Development
Uganda Support to Municipal Infrastructure Development (USMID) Program

Annexes to the Financial Statements

	Key Activity/ Sub Activity	Annual Budget 2019/20 FY (USD)	Annual Budget 2019/20 FY (UGX)	Actual Annual Expense	Variance
3.7.1	Procurement of office furniture and equipment .	98,287	368,576,250	168,243,976	200,332,274
3.7.2	Procurement of program vehicles including insurance and warranties. Provision is made for replacement vehicles during program implementation.	1,140,000	4,275,000,000	3,815,658,148	458,341,852
3.7.3	Complete renovation of MLHUD Headquarters at Parliament Avenue and provide necessary building installations/ equipment.	250,000	937,500,000	-	937,500,000
3.7.4	Construction of the proposed LHUD sector office block/HQs. Includes conceptual and detailed engineering and Architectural designs.	-	-	-	0
4.0	Physical Planning, land tenure security and infrastructure development in 8 refugee host Districts	5,801,978	21,757,417,500	846,952,446	20,910,465,054
4.1	Carry out preparatory activities to enable project implementation in the 8 refugee host districts	809,155	3,034,331,250	184,744,448	2,849,586,802
4.1.1	Carry out institutional capacity assessment of the relevant district implementing departments (Engineering/works, physical planning, community development, finance and administration) to establish required implementation support.	100,000	375,000,000	26,770,000	348,230,000
4.1.2	Provide essential equipment to key local government departments involved in project implementation. Selected equipment will be identified from the results of the capacity assessment.	75,000	281,250,000	-	281,250,000
4.1.3	Conduct project entry dissemination seminars in the refugee host districts.	144,155	540,581,250	157,974,448	382,606,802
4.1.4	Identification of refugee host communities and collection of detailed demographic data. This will be done in conjunction with OPM and other relevant MDAs.	200,000	750,000,000	-	750,000,000
4.1.5	Procure support and implementation vehicles (Est. 4 No.) to the refugee window, includes insurance and warranties. Make provision for replacement vehicle.	250,000	937,500,000	-	937,500,000

Annexes to the Financial Statements

Ministry of Lands, Housing and Urban Development
Uganda Support to Municipal Infrastructure Development (USMID) Program

Annexes to the Financial Statements

	Key Activity/ Sub Activity	Annual Budget 2019/20 FY (USD)	Annual Budget 2019/20 FY (UGX)	Actual Annual Expense	Variance
4.1.6	Procure necessary equipment such as laptops, technical field gear to enable office and field work.	20,000	75,000,000	-	75,000,000
4.1.7	Prepare status report of the refugee and host community situation in each of the districts including the physical planning, land tenure and infrastructure status.	20,000	75,000,000	-	75,000,000
4.2	Carry out Physical Planning for the districts and/or selected urban areas in refugee host community locations.	4,032,823	15,123,086,250	451,357,498	14,671,728,752
4.2.1	Carry out Rapid Physical Planning Assessment (RAPPA) and prepare physical development frameworks (PDFs) for 8 target districts. Includes procurement of short term consultancies.	842,252	3,158,445,000	451,357,498	2,707,087,502
4.2.2	Prepare physical development plans (PDP) for identified areas (district and selected urban areas) of the 8 districts hosting refugees. Includes procurement of short term Consultancies and contract management activities.	2,520,571	9,452,141,250		9,452,141,250
4.2.3	Carry out necessary support supervision for planning activities in the refugee host districts.	90,000	337,500,000		337,500,000
4.2.4	Conduct stakeholder and interest groups engagements and dissemination seminars to discuss PDP.	250,000	937,500,000		937,500,000
4.2.5	Train district planning staff, physical planning committees & political leadership in 8 districts to implement the PDPs.	140,000	525,000,000		525,000,000
4.2.6	Training subcounty chiefs in selected subcounties neighbouring Municipalities in basic physical planning and development control skills.	60,000	225,000,000		225,000,000
4.2.7	Develop physical development plans for selected rural growth centres neighbouring Municipalities.	130,000	487,500,000		487,500,000
4.3	Support to land tenure security for refugee host communities in 6 selected target parishes in the sub-region.	370,000	1,387,500,000	29,310,600	1,358,189,400
4.3.1	Assess the status of land use and ownership in the refugee host communities.	180,000	675,000,000	21,706,000	653,294,000
4.3.2	Hold consultation meetings with district and community stakeholders in refugee host districts to sensitize them on	190,000	712,500,000	7,604,600	704,895,400

Annexes to the Financial Statements

Ministry of Lands, Housing and Urban Development
Uganda Support to Municipal Infrastructure Development (USMID) Program

Annexes to the Financial Statements

	Key Activity/ Sub Activity	Annual Budget 2019/20 FY (USD)	Annual Budget 2019/20 FY (UGX)	Actual Annual Expense	Variance
	project activities related to land tenure security including training of adjudication committees.				
4.3.3	Carry out Systematic Land Adjudication and Certification (SLAC) for refugee host communities in the 8 districts including training of adjudication teams, surveying & plotting of parcels in the 8 target areas, and data base established with information on ownership and user rights.	-	-	-	0
4.3.4	Prepare and display cadaster and carry out activities leading to obtaining relevant concessions.	-	-	-	0
4.3.5	Process land titles/ownership certificates for the surveyed land parcels and hand over to rightful owners.	-	-	-	0
4.4	Support infrastructure investments in the Refugee host communities.	400,000	1,500,000,000	31,020,000	1,468,980,000
4.4.1	Carry out infrastructure inventory in areas hosting Refugees for each of the districts.	100,000	375,000,000	-	375,000,000
4.4.2	Support the 8 districts to identify and prioritize infrastructure projects to be upgraded. Projects to fall within the program accepted infrastructure menu.	60,000	225,000,000	22,370,000	202,630,000
4.4.3	Prepare engineering designs, environmental & social management assessments/plans and RAPs for rehabilitating selected infrastructure sub-projects in areas hosting refugees for each of the 8 District. Includes procuring design consultants and contract management.	120,000	450,000,000	8,650,000	441,350,000
4.4.4	Provide tender assistance to districts in procuring competent contractors to carry out the civil works.	60,000	225,000,000	-	225,000,000
4.4.5	Provide support supervision and oversight support to districts carrying civil works. This will involve contract management and participation in site meetings and environment and social safeguards supervision.	20,000	75,000,000	-	75,000,000
4.4.6	Procure short term engineering consultancy inputs to support implementation of infrastructure in the target districts.	40,000	150,000,000	-	150,000,000

Ministry of Lands, Housing and Urban Development
Uganda Support to Municipal Infrastructure Development (USMID) Program

Annexes to the Financial Statements

	Key Activity/ Sub Activity	Annual Budget 2019/20 FY (USD)	Annual Budget 2019/20 FY (UGX)	Actual Annual Expense	Variance
4.5	Carry out oversight and support supervision of project activities in the 8 refugee host communities.	190,000	712,500,000	150,519,900	561,980,100
4.5.1	Carry out field monitoring missions to check progress and give onsite guidance. This involves also top management and other sector actors including OPM and MoGLSD among others.	100,000	375,000,000	150,519,900	224,480,100
4.5.2	Prepare necessary documentation and IEC materials including publications and media coverage.	30,000	112,500,000	-	112,500,000
4.5.3	Provision for additional administrative requirements such as project drivers to support project implementation in district local governments.	60,000	225,000,000	-	225,000,000
4.5.4	Prepare completion report of activities carried out under the refugee window component of the program.	-	-	-	0
5.0	Program Management	-	-	-	-
5.1	Program Committees	4,329,400	16,235,250,788	8,373,366,593	7,861,884,195
5.1.1	Participate in quarterly meetings of the PSC/Fiscal Decentralisation Steering Committee (FDSC).	286,257	1,073,463,750	284,954,150	788,509,600
5.1.2	Prepare for and conduct Program Technical Committee (PTC) quarterly special/general meetings.	20,000	75,000,000	-	75,000,000
5.1.3	PTC members participate in international urban development and governance forums and program-specific benchmarking events.	196,257	735,963,750	284,954,150	451,009,600
5.2	Provide adequate office space for PST	70,000	262,500,000	-	262,500,000
		170,000	637,500,000	523,687,919	113,812,081

Ministry of Lands, Housing and Urban Development
Uganda Support to Municipal Infrastructure Development (USMID) Program

Annexes to the Financial Statements

	Key Activity/ Sub Activity	Annual Budget 2019/20 FY (USD)	Annual Budget 2019/20 FY (UGX)	Actual Annual Expense	Variance
5.2.1	Rent of office space	170,000	637,500,000	523,687,919	113,812,081
5.3	Emoluments for PST	798,603	2,994,761,250	2,877,684,836	117,076,414
5.3.1	Emoluments for PST.	738,603	2,769,761,250	2,698,042,989	71,718,261
5.3.2	Provision for short term Consultant inputs	60,000	225,000,000	179,641,847	45,358,153
5.4	Municipal Performance Assessments	880,908	3,303,405,788	1,569,454,933	1,733,950,855
5.4.1	Conduct annual performance assessments for Municipalities and MLHUD. Includes procurement of IVA.	790,908	2,965,905,788	1,360,892,133	1,605,013,655
5.4.2	Support quality assurance of the annual performance assesment.	40,000	150,000,000	29,688,000	120,312,000
5.4.3	Prepare Municipalities and conduct self/mock performance assessment for Municipalities.	50,000	187,500,000	178,874,800	8,625,200
5.5	Program Audits	487,606	1,828,522,500	1,211,246,232	617,276,268
5.5.1	Audit of program activities carried out at the Municipalities and support financial audit of program by OAG.	42,896	160,860,000	160,860,000	0
5.5.2	Carry out annual value for money (VfM) Audits. Includes contracting OAG and its selected consultants and PST support to the process.	220,000	825,000,000	825,000,000	0
5.5.3	Support to Annual procurement audits of the program municipalities.	100,000	375,000,000	156,063,232	218,936,768

Annexes to the Financial Statements

Ministry of Lands, Housing and Urban Development
Uganda Support to Municipal Infrastructure Development (USMID) Program

Annexes to the Financial Statements

	Key Activity/ Sub Activity	Annual Budget 2019/20 FY (USD)	Annual Budget 2019/20 FY (UGX)	Actual Annual Expense	Variance
5.5.4	Annual Environment & Social management audits. Includes procurement of a consultant and PST support to the process.	124,710	467,662,500	69,323,000	398,339,500
5.6	Program Reviews				
5.6.1	Prepare for and carry out World Bank implementation support missions.	616,408	2,311,530,000	157,517,209	2,154,012,791
5.6.2	Carry out Municipal/MLHUD projects Baseline, Municipal infrastructure inventories, implementation status and projects completion Documentaries.	91,267	342,251,250	113,770,000	228,481,250
5.6.3	Conduct quarterly and annual project implementation progress reviews.	110,000	412,500,000	-	412,500,000
5.6.4	Conduct program mid-term review. Includes procurement of a consultant and stakeholder consultations.	120,000	450,000,000	10,140,000	439,860,000
5.6.5	Carry out beneficiary satisfaction and social accountability surveys.	-	-		0
5.6.6	Review Engineering designs, Environmental management plans, resettlement plans including valuation reports and strip maps for all proposed subprojects.	60,000	225,000,000		225,000,000
5.6.7	Carry out program completion activities including completion report and proposal for follow-on interventions for the urban development subsector.	60,000	225,000,000		225,000,000
5.6.8	Quarterly joint sector monitoring of program implementation involving other relevant sectors and parliament.	25,141	94,278,750	33,607,209	60,671,541
5.7	Back-up support, Program operational and monitoring activities.	150,000	562,500,000		562,500,000
5.7.1	Office Operational Expense for PST (Stationery, Cleaning Services, service utilities, office teas, Service of Office	907,004	3,401,265,000	1,109,683,901	2,291,581,099
		169,047	633,926,250	567,128,305	66,797,945

Ministry of Lands, Housing and Urban Development
Uganda Support to Municipal Infrastructure Development (USMID) Program

Annexes to the Financial Statements

	Key Activity/ Sub Activity	Annual Budget 2019/20 FY (USD)	Annual Budget 2019/20 FY (UGX)	Actual Annual Expense	Variance
	equipment, Printer Cartridges, Photocopy Cartridges, Other Office Consumables, security).				
5.7.2	Operation, Servicing, Maintenance and repair of program implementation support vehicle fleet.	291,403	1,092,761,250	38,182,455	1,054,578,795
5.7.3	Support to MLHUD program designated vehicle operation, Servicing and Maintenance of MLHUD implementation and monitoring.	446,554	1,674,577,500	504,373,141	1,170,204,359
5.8	Program Specific Professional activities and international forums.	182,614	684,802,500	639,137,413	45,665,087
5.8.1	Program Specific related International activities sourced by PST.	82,614	309,802,500	309,343,043	459,457
5.8.2	International and regional program activities sourced by external partners such as the World Bank.	100,000	375,000,000	329,794,370	45,205,630
	GRAND TOTAL	127,263,287	477,237,324,378	54,965,734,870	422,272,112,658

Ministry of Lands, Housing and Urban Development
Uganda Support to Municipal Infrastructure Development (USMID) Program

Annexes to the Financial Statements

Ministry of Lands, Housing and Urban Development
Uganda Support to Municipal Infrastructure Development (USMID) Program

Annexes to the Financial Statements

Annex: Schedule of Payables to UCF

Vote No.	Name of Vote/Local Government	Total expenditure Limit for 2019/20 FY	Amount transferred by LG to LGTSA plus Bank Charges	Amount Payable to UCF FY 2019/20
501	Adjumani District	2,982,903,684	-	2,982,903,684
503	Arua District	6,746,567,228	-	6,746,567,228
518	Kamwenge	3,784,814,332	-	3,784,814,332
556	Yumbe District	5,100,428,130	-	5,100,428,130
560	Isingiro District	4,249,286,066	-	4,249,286,066
585	Lamwo District	2,736,078,768	-	2,736,078,768
592	Kiryandongo District	2,772,635,932	-	2,772,635,932
629	Obongi	2,428,058,784	-	2,428,058,784
751	Arua MC	7,159,039,852	-	7,159,039,852
752	Entebbe MC	6,482,881,452	-	6,482,881,452
753	Fort-Portal MC	4,938,015,884	246,885,120	4,691,130,764
754	Gulu MC	13,655,908,180	68,581,000	13,587,327,180

Ministry of Lands, Housing and Urban Development
Uganda Support to Municipal Infrastructure Development (USMID) Program

Annexes to the Financial Statements

Vote No.	Name of Vote/Local Government	Total expenditure Limit for 2019/20 FY	Amount transferred by LG to LGTSA plus Bank Charges	Amount Payable to UCF FY 2019/20
755	Jinja MC	6,992,839,042	1,000,000,000	5,992,839,042
757	Kabale MC	4,516,607,018	90,600,000	4,426,007,018
758	Lira MC	8,674,071,378	42,500,000	8,631,571,378
759	Masaka MC	7,753,077,692	18,850,000	7,734,227,692
760	Mbale MC	8,687,982,898	1,040,563,546	7,647,419,352
761	Mbarara MC	13,625,640,370	838,802,251	12,786,838,119
762	Moroto MC	2,985,899,684	2,862,999,842	122,899,842
763	Soroti MC	5,546,192,648	29,718,000	5,516,474,648
764	Tororo MC	4,919,878,254	676,487,600	4,243,390,654
770	Kasese MC	8,051,203,080	100,000,000	7,951,203,080
771	Hoima MC	8,492,444,920	-	8,492,444,920
775	Ntungamo MC	2,768,425,944	-	2,768,425,944

Ministry of Lands, Housing and Urban Development
Uganda Support to Municipal Infrastructure Development (USMID) Program

Annexes to the Financial Statements

Vote No.	Name of Vote/Local Government	Total expenditure Limit for 2019/20 FY	Amount transferred by LG to LGTSA plus Bank Charges	Amount Payable to UCF FY 2019/20
776	Busia MC	5,800,895,602	-	5,800,895,602
784	Kitgum MC	5,534,303,944	11,426,000	5,522,877,944
786	Mubende MC	8,096,980,896	-	8,096,980,896
788	Lugazi MC	8,422,077,598	156,063,670	8,266,013,928
789	Kamuli MC	6,589,017,984	-	6,589,017,984
793	Apac MC	5,162,419,966	245,000,000	4,917,419,966
	Total	185,656,577,210	7,428,477,029	178,228,100,181

Ministry of Lands, Housing and Urban Development
Uganda Support to Municipal Infrastructure Development (USMID) Program
Annexes to the Financial Statements

CERTIFICATE OF BALANCES AS AT 30TH JUNE 2020

13-JUL-2020 14:13:00 PM

BANK OF UGANDA



BANKING DEPARTMENT

37/41 Kampala Road, P.O. Box 7120 Kampala Uganda
Tel No. 258441/6, Fax No. (256)41-259343

Date 30-JUNE-2020

LANDS, HOUSING & URBAN DEVELOPMENT
P.O.Box 7096 KLa UG
Tel: 256 414 342931/3
e-mail: mwle@infocom.co.ug
fax 256 414 230891

CERTIFICATE OF BANK BALANCE FOR UGANDA SUPPORT TO MUNICIPAL INFRASTRUCTURE DEVELOPMENT (USMID) ON 30-JUNE-2020

Acc Number	Account Title	Currency	Balance
000120088400024	UGANDA SUPPORT TO MUNICIPAL INFRASTRUCTURE DEVELOPMENT (USMID)	USD	5,541,436.83

Name: Cynthia Naxeyisa

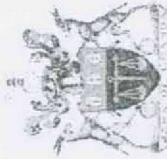
Designation: Asst. Director

Name: Adrian Uliya

Designation: Head - Antenna Line



23-Jul-2020 14:07:11 PM



BANK OF UGANDA
 P. O. BOX No. 7120
 KAMPALA

Statement of Account

Account	Currency	Customer Name	Account Title	From Date	To date	
000120088400024	USD	LANDS, HOUSING & URBAN DEVELOPMENT	UGANDA SUPPORT TO MUNICIPAL INFRASTRUCTURE DEVELOPMENT (USMID)	30-JUNE-2020	30-JUNE-2020	
Date	Reference	User Reference	Payment Details	Debit	Credit	Balance
			OPENING BALANCE	0.00	5,541,436.83	5,541,436.83
			CLOSING BALANCE	0.00	0.00	5,541,436.83

User bmubekete Signature _____

Note: Please quote your account number, all particulars and reference numbers on any queries regarding this statement. Any change of address, exception or error must be advised to the Bank within 14 days of the date of the statement otherwise the account will be presumed to be in order.

: Minus sign in balance indicates Debit Balance.

***** End of Statement *****

23-Jul-2020 14:09:29 PM

BANK OF UGANDA



BANKING DEPARTMENT

37/41 Kampala Road, P.O. Box 7120 Kampala Uganda
Tel No. 258441/6, Fax No. (256)41-259343

Date 30-JUNE-2020

LANDS, HOUSING & URBAN DEVELOPMENT
P.O.Box 7096 Kila UG
Tel: 256 414 342931/3
e-mail: mwle@info.com.co.ug
fax 256 414 230891

CERTIFICATE OF BANK BALANCE FOR UGANDA SUPPORT TO MUNICIPAL INFRASTRUCTURE DEVELOPMENT (USMID) ON 30-JUNE-2020

Acc Number	Account Title	Currency	Balance
000120088000055	UGANDA SUPPORT TO MUNICIPAL INFRASTRUCTURE DEVELOPMENT (USMID)	UGX	68,064,706,990.00

Name: Cynthia Nakeyize

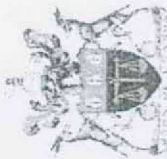
Name: Adrian Mwa

Designation: Asst. Director

Designation: Head - Customer Su



23-Jul-2020 14:03:30 PM



BANK OF UGANDA
P. O. BOX No. 7120
KAMPALA

Statement of Account

Account	Currency	Customer Name	Account Title	From Date	To date
000120088000055	UGX	LANDS, HOUSING & URBAN DEVELOPMENT	UGANDA SUPPORT TO MUNICIPAL INFRASTRUCTURE DEVELOPMENT(USMID)	30-JUNE-2020	30-JUNE-2020

Date	Reference	User Reference	Payment Details	Debit	Credit	Balance
30-Jun-2020	997IFIN201821194	31DDJUN-29-2020C	OPENING BALANCE	0.00	68,064,774,990.00	68,064,774,990.00
			EFTRTGS CHARGES	68,000.00	0.00	68,064,706,990.00
			CLOSING BALANCE	0.00	0.00	68,064,706,990.00

User **bmubekete** Signature _____

Note: Please quote your account number, all particulars and reference numbers on any queries regarding this statement. Any change of address, exception or error must be advised to the Bank within 14 days of the date of the statement otherwise the account will be presumed to be in order.

: Minus sign in balance indicates Debit Balance.

***** End of Statement *****