



## Local Government Development Program (P127543)

AFRICA | Mauritania | Social, Urban, Rural and Resilience Global Practice Global Practice |  
IBRD/IDA | Investment Project Financing | FY 2013 | Seq No: 7 | ARCHIVED on 22-Dec-2016 | ISR26455 |

Implementing Agencies: Ministry of Economic Affairs and Development

### Key Dates

#### Key Project Dates

Bank Approval Date:18-Jun-2013

Effectiveness Date:24-Feb-2014

Planned Mid Term Review Date:22-Sep-2016

Actual Mid-Term Review Date:07-Nov-2016

Original Closing Date:30-Jun-2019

Revised Closing Date:30-Jun-2019

### Project Development Objectives

Project Development Objective (from Project Appraisal Document)

The Project Development Objective (PDO) is to strengthen the institutional performance of Mauritania's targeted local governments in order to improve their capacity to deliver services.

Has the Project Development Objective been changed since Board Approval of the Project Objective?

No

### Components

Name

Component 1: Conditional Performance Grants for Local Governments (US\$70 million – GoM US\$ 42 million, IDA US\$15 million and EU US\$13 million):(Cost \$70.00 M)

Component 2: Targeted Capacity Support to Targeted Local Governments, Deconcentrated and Central Institutions and Agencies (US\$19 million – GoM US\$ 4 million, IDA US\$6 million and EU US\$9 million):(Cost \$19.00 M)

Component 3 – Project Management Support and Monitoring and Evaluation (US\$ 11.3 million – GoM US\$6 million, IDA US\$2.3 million and EU US\$3 million):(Cost \$11.30 M)

Unallocated:(Cost \$1.70 M)

### Overall Ratings

Name	Previous Rating	Current Rating
Progress towards achievement of PDO	<span style="color: green;">●</span> Satisfactory	<span style="color: green;">●</span> Satisfactory
Overall Implementation Progress (IP)	<span style="color: green;">●</span> Satisfactory	<span style="color: orange;">●</span> Moderately Satisfactory
Overall Risk Rating	<span style="color: orange;">●</span> Substantial	<span style="color: orange;">●</span> Substantial



## Implementation Status and Key Decisions

The midterm review (MTR) of the project was carried out in November 2016 and was done according to the plan agreed in the March 2016 mission. Key studies, such as the technical audit and the satisfaction survey, were completed satisfactorily providing good background information for the MTR. Some studies unfortunately failed to deliver the expected quality, but the PIU and the MTR consultant satisfactorily covered the gaps. The mission exchanged favorably with the actors and beneficiary communes – through a 2-day workshop, 3 days of thematic groups, and site visits – thereby allowing to conclude on the recommendations of the MTR.

The MTR found that the design of the project is appropriate and efficient in improving the capacities of the beneficiary communes and in increasing access to services in the communes. However, the PIU needs to continue its efforts to increase the pace of the investments planned by the communes. The mission recommended that the second half of the project put more emphasis on building the institutional framework of decentralization, in particular through engaging further national government institutions at the national and local levels in their role to support the communes, and piloting innovative initiatives to facilitate management of communes, similarly to the decentralized procurement commissions (the CIPAM) that are currently being piloted. The mission also recommended to support the preparation of a strategy for decentralization and deconcentration.

## Risks

### Systematic Operations Risk-rating Tool

Risk Category	Rating at Approval	Previous Rating	Current Rating
Political and Governance	--	● Substantial	● Substantial
Macroeconomic	--	● Moderate	● Moderate
Sector Strategies and Policies	--	● Substantial	● Substantial
Technical Design of Project or Program	--	● High	● High
Institutional Capacity for Implementation and Sustainability	--	● High	● High
Fiduciary	--	● Substantial	● Substantial
Environment and Social	--	● High	● High
Stakeholders	--	● High	● High
Other	--	● Low	● Low
Overall	--	● Substantial	● Substantial

## Results

### Project Development Objective Indicators

#### ► Participating LGs scoring at least 75 of 100 points in the annual performance assessment (Number, Custom)

	Baseline	Actual (Previous)	Actual (Current)	End Target
Value	0.00	0.00	52.00	75.00
Date	19-Jun-2013	31-May-2016	07-Nov-2016	31-Dec-2018



► Participating LGs meeting the Minimum Conditions for access to the Conditional Performance Grant (Number, Custom)

	Baseline	Actual (Previous)	Actual (Current)	End Target
Value	0.00	79.00	98.00	100.00
Date	19-Jun-2013	31-May-2016	07-Nov-2016	31-Dec-2018

► Direct project beneficiaries (Number, Core)

	Baseline	Actual (Previous)	Actual (Current)	End Target
Value	0.00	1,040.00	0.00	456,000.00
Date	19-Jun-2013	31-May-2016	07-Nov-2016	31-Dec-2018

Comments

This data is not available. The PIU has not started collecting data on beneficiaries from investments. The mission has made a recommendation, which has been put in the action plan.

▲ Female beneficiaries (Percentage, Core Supplement)

	Baseline	Actual (Previous)	Actual (Current)	End Target
Value	0.00	16.00	0.00	51.00

► Financed subprojects functioning and delivering services to communities one year after completion (Percentage, Custom)

	Baseline	Actual (Previous)	Actual (Current)	End Target
--	----------	-------------------	------------------	------------



Value	0.00	0.00	0.00	90.00
Date	19-Jun-2013	31-May-2016	07-Nov-2016	31-Dec-2018
<b>Comments</b> This is not yet applicable since no subproject had been delivered for more than a year.				

▶ Number of agencies achieving at least 70% of their performance targets as per the contracts agreed with the PCU (Number, Custom)				
	Baseline	Actual (Previous)	Actual (Current)	End Target
Value	0.00	3.00	3.00	12.00
Date	19-Jun-2013	31-May-2016	07-Nov-2016	31-Dec-2018

#### Overall Comments

#### Intermediate Results Indicators

▶ Timely publication of indicative allocation of Conditional Performance Grants to LGs (Text, Custom)				
	Baseline	Actual (Previous)	Actual (Current)	End Target
Value	Jun 19,2013	November 8, 2015	October 18, 2016	October 1, 2017
Date	19-Jun-2013	31-May-2016	07-Nov-2016	31-Dec-2018
<b>Comments</b> There is a discrepancy between the manual of the project and the result framework. A revision of the dates is planned and all documents will be updated to be consistent.				



► Participating LGs under the project that produce timely and acceptable final accounts at the end of FY (Number, Custom)

	Baseline	Actual (Previous)	Actual (Current)	End Target
Value	0.00	89.00	98.00	100.00
Date	19-Jun-2013	31-May-2016	07-Nov-2016	31-Dec-2018

► Participating LGs that receive audits that are either unqualified or if qualified only with minor comments (Number, Custom)

	Baseline	Actual (Previous)	Actual (Current)	End Target
Value	0.00	87.00	98.00	100.00
Date	19-Jun-2013	31-May-2016	07-Nov-2016	31-Dec-2018

► Number of person-days employment created under LG's sub-projects (Number, Custom)

	Baseline	Actual (Previous)	Actual (Current)	End Target
Value	0.00	32,780.00	380,000.00	800,000.00
Date	19-Jun-2013	31-May-2016	07-Nov-2016	31-Dec-2018

Comments

The end target is tentative. A proper estimate will be done during the next implementation mission in January 2017.

► Disaggregated list of investments by type and sector (Text, Custom)

	Baseline	Actual (Previous)	Actual (Current)	End Target
Value	0.00	528.00	528.00	tbn
Date	19-Jun-2013	31-May-2016	07-Nov-2016	31-Dec-2018



▶ Number of mobile teams achieving at least 90% of their performance targets per the contracts agreed with the PCU (Number, Custom)

	Baseline	Actual (Previous)	Actual (Current)	End Target
Value	0.00	3.00	4.00	4.00
Date	19-Jun-2013	31-May-2016	07-Nov-2016	31-Dec-2018

▶ Number of persons trained (disaggregated by gender) (Number, Custom)

	Baseline	Actual (Previous)	Actual (Current)	End Target
Value	0.00	1,040.00	1,306.00	2,000.00
Date	19-Jun-2013	31-May-2016	07-Nov-2016	31-Dec-2018



▶ Number of persons trained, of which women (%) (Percentage, Custom Supplement)

	Baseline	Actual (Previous)	Actual (Current)	End Target
Value	0.00	16.00	15.00	30.00

Overall Comments

## Data on Financial Performance

### Disbursements (by loan)

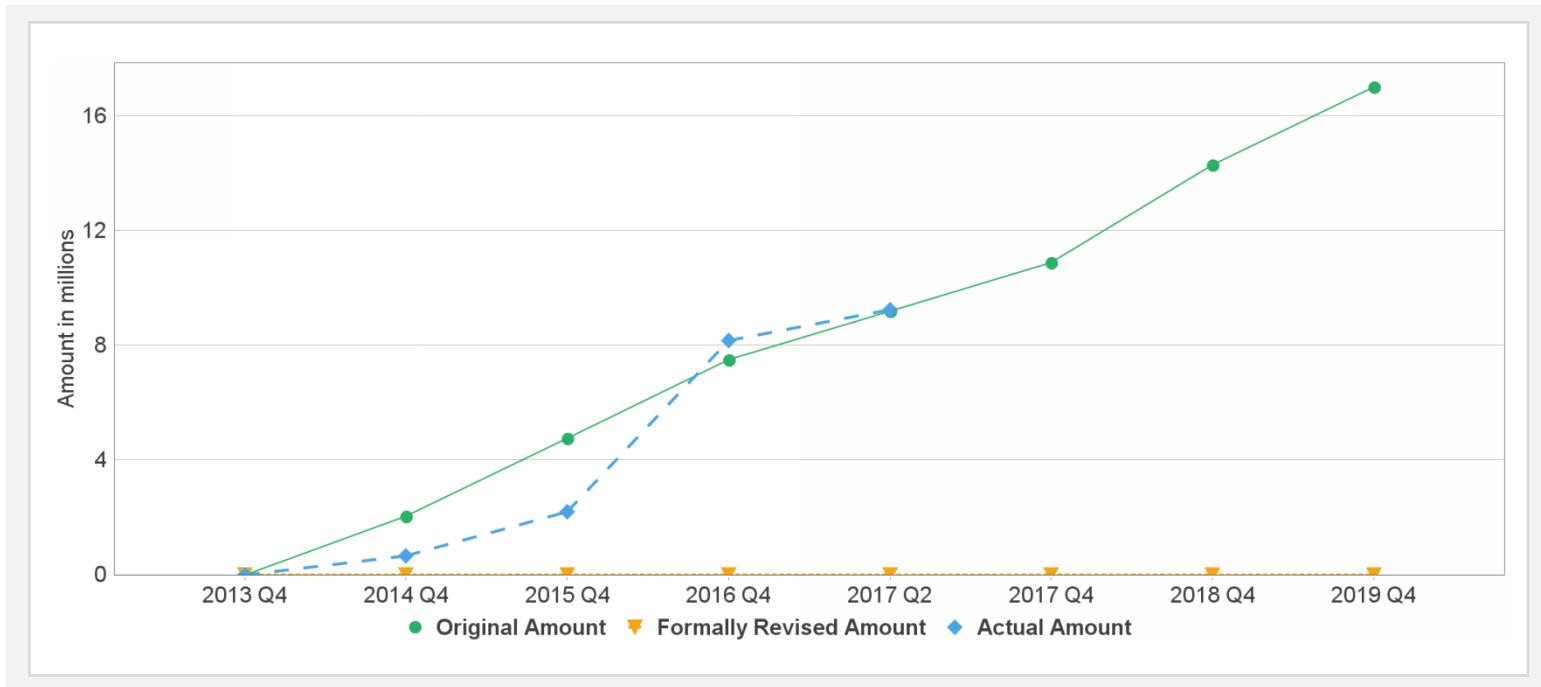
Project	Loan/Credit/TF	Status	Currency	Original	Revised	Cancelled	Disbursed	Undisbursed	Disbursed
P127543	IDA-52720	Effective	XDR	3.40	3.40	0.00	2.31	1.09	 68%
P127543	IDA-H8610	Effective	XDR	13.40	13.40	0.00	6.92	6.48	 52%

### Key Dates (by loan)



Project	Loan/Credit/TF	Status	Approval Date	Signing Date	Effectiveness Date	Orig. Closing Date	Rev. Closing Date
P127543	IDA-52720	Effective	18-Jun-2013	24-Jun-2013	24-Feb-2014	30-Jun-2019	30-Jun-2019
P127543	IDA-H8610	Effective	18-Jun-2013	24-Jun-2013	24-Feb-2014	30-Jun-2019	30-Jun-2019

## Cumulative Disbursements



## Restructuring History

There has been no restructuring to date.

## Related Project(s)

There are no related projects.