



MULTI DONOR FACILIT Y - PH MINDANAO RECONSTRUCTION & DEVELOPMENT (P095173)

EAST ASIA AND PACIFIC | Philippines | Social, Urban, Rural and Resilience Global Practice Global Practice |
 Recipient Executed Activities | Specific Investment Loan | FY 2006 | Seq No: 12 | ARCHIVED on 19-Aug-2016 | ISR24631 |

Implementing Agencies: Bangsamoro Development Agency

Key Dates

Key Project Dates

Bank Approval Date:20-Jul-2005

Effectiveness Date:30-Mar-2006

Planned Mid Term Review Date:15-May-2009

Actual Mid-Term Review Date:15-May-2009

Original Closing Date:31-Dec-2015

Revised Closing Date:31-Dec-2016

Project Development Objectives

Project Development Objective (from Project Appraisal Document)

Project Development Objective Communities of conflict-affected areas, internally displaced people, and rebel returnees benefit from visible restoration of some basic services of their choice and sustained by more accountable Local Government Units (LGUs).

Has the Project Development Objective been changed since Board Approval of the Project Objective?

Yes

Board Approved Revised Project Development Objective (If project is formally restructured)

To improve social and economic recovery in targeted conflict-affected communities of Mindanao through activities which promote confidence-building, peace and demand-driven governance.

Components

Name

BLOCK GRANTS:(Cost \$14.12 M)

CAPACITY-BUILDING:(Cost \$13.01 M)

IMPLEMENTATION SUPPORT AND TRAINING:(Cost \$1.24 M)

Overall Ratings

Name	Previous Rating	Current Rating
Progress towards achievement of PDO	● Moderately Satisfactory	● Moderately Satisfactory
Overall Implementation Progress (IP)	● Moderately Satisfactory	● Moderately Satisfactory
Overall Risk Rating	● High	● High



Implementation Status and Key Decisions

The project is making steady progress towards achieving the project development objective. Half a million people (51% of whom are women) in 225 villages have benefitted from 379 completed subprojects such as water systems, access roads, post-harvest facilities and farming/fishing equipment. These subprojects have reduced travel time to market, increased agricultural productivity, reduced post-harvest costs and increased access to basic services such as clean water. An additional 169 subprojects are currently under preparation that will provide clean water, access roads, farming equipment and other basic services to needy communities in 91 conflict-affected villages across Mindanao by the end of 2016. Functional literacy courses will also be offered to people who were unable to complete schooling.

At its core, the project seeks to build the capacity of the Bangsamoro Development Agency (BDA), the development arm of the Moro Islamic Liberation Front (MILF). The MILF signed the Comprehensive Agreement on the Bangsamoro (CAB) with the Government of the Philippines in 2014, ending seventeen years of peace talks. The centerpiece of the agreement is the establishment of a new autonomous political entity – known as the Bangsamoro – to replace the existing Autonomous Region in Muslim Mindanao. The Mindanao Trust Fund has been working to prepare MILF officials, including from the BDA, for future roles in government by equipping them with the skills and knowledge necessary to plan and manage development resources. Capacity-building efforts are moving in a positive direction. The BDA has expanded from a small group of volunteers to an agency with eight offices and over 300 staff. In 2016 it has issued new Agency administrative and financial policies and manuals, strengthening core systems. It is also demonstrating increased capacity by delivering a large number of subprojects across a highly geographically dispersed region.

The program is also making solid progress on social cohesion and confidence-building objectives. In 2016 the program has evolved to directly support implementation of the Comprehensive Agreement on the Bangsamoro by extending assistance to communities in the Six Acknowledged Camps of the MILF. Transforming these areas into peaceful and productive communities is identified in the CAB as a critical confidence-building measure. The program's community based approach not only builds close working relations between the MILF and government – once adversaries but now partners in peace – but also generates social cohesion on the ground by bringing together diverse communities of Muslims, Christians and Indigenous Peoples.





Risks

Systematic Operations Risk-rating Tool

Risk Category	Rating at Approval	Previous Rating	Current Rating
Political and Governance	--	● Moderate	● Moderate
Macroeconomic	--	● Low	● Low
Sector Strategies and Policies	--	● High	● High
Technical Design of Project or Program	--	● Moderate	● Moderate
Institutional Capacity for Implementation and Sustainability	--	● Substantial	● Substantial
Fiduciary	--	● Substantial	● Substantial
Environment and Social	--	● Low	● Low
Stakeholders	--	● Substantial	● Substantial
Other	--	● Substantial	● Substantial
Overall	--	● High	● High

Results

Project Development Objective Indicators

► Communities report better access to basic services (time, distance and cost) (Percentage, Custom)

	Baseline	Actual (Previous)	Actual (Current)	End Target
Value	0.00	0.00	0.00	50.00
Date	01-Jan-2006	30-Apr-2015	09-Aug-2016	31-Dec-2016

Comments

To be measured in end of project assessment.



► Percentage of beneficiaries who receive entrepreneurship training and support who establish a new enterprise (Percentage, Custom)

	Baseline	Actual (Previous)	Actual (Current)	End Target
Value	0.00	22.00	77.00	50.00
Date	11-Dec-2012	29-Dec-2015	09-Aug-2016	31-Oct-2016

► Increase in number of community members reporting trust in other members/groups within their community (Percentage, Custom)

	Baseline	Actual (Previous)	Actual (Current)	End Target
Value	0.00	0.00	0.00	5.00
Date	01-Jan-2006	29-Dec-2015	09-Aug-2016	31-Dec-2016

Comments

To be measured in end of project assessment.

► Increase in number of community members who think their opinion counts in what needs to be done in their community (Percentage, Custom)

	Baseline	Actual (Previous)	Actual (Current)	End Target
Value	0.00	0.00	0.00	10.00
Date	01-Jul-2012	29-Dec-2015	09-Aug-2016	31-Dec-2016

Comments

To be measured in end of project assessment.



► Increase in number of community members confident that the BDA/MILF and the government of the Philippines can work together for the benefit of the community (Percentage, Custom)

	Baseline	Actual (Previous)	Actual (Current)	End Target
Value	0.00	0.00	0.00	10.00
Date	01-Jul-2012	29-Dec-2015	09-Aug-2016	31-Dec-2016

Comments

To be measured in end of project assessment.

► The economic internal rate of return for community sub-projects will be at or beyond 12%. (Percentage, Custom)

	Baseline	Actual (Previous)	Actual (Current)	End Target
Value	0.00	12.90	12.90	12.00
Date	03-Apr-2006	29-Dec-2015	09-Aug-2016	31-Dec-2016

Comments

The current figure is based on a sample of projects from the 2012 independent assessment. This exercise will be repeated for the 2016/2017 independent assessment.

► Direct project beneficiaries (Number, Core)

	Baseline	Actual (Previous)	Actual (Current)	End Target
Value	0.00	497488.00	497488.00	550000.00
Date	01-Jan-2006	29-Dec-2015	09-Aug-2016	31-Dec-2016

Comments

The beneficiary numbers will increase once the current set of subprojects commences implementation.

▲ Female beneficiaries (Percentage, Core Supplement)

	Baseline	Actual (Previous)	Actual (Current)	End Target
--	----------	-------------------	------------------	------------



Value	0.00	252424.00	252424.00	275000.00
-------	------	-----------	-----------	-----------

Overall Comments

Intermediate Results Indicators

► Beneficiaries experiencing greater security in project areas (%) (Percentage, Core)

	Baseline	Actual (Previous)	Actual (Current)	End Target
Value	0.00	0.00	0.00	5.00
Date	01-Jan-2006	29-Dec-2015	09-Aug-2016	31-Dec-2016

Comments

To be measured in end of project assessment.

▲ Total beneficiaries - female (number) (Number, Core Supplement)

	Baseline	Actual (Previous)	Actual (Current)	End Target
Value	0.00	252424.00	252424.00	275000.00

▲ Total beneficiaries - male (number) (Number, Core Breakdown)

	Baseline	Actual (Previous)	Actual (Current)	End Target
Value	0.00	245064.00	245064.00	275000.00
Date	01-Jan-2006	29-Dec-2015	09-Aug-2016	31-Dec-2016



▲ Beneficiaries experiencing greater security in project areas – female (number) (Number, Core Supplement)

	Baseline	Actual (Previous)	Actual (Current)	End Target
Value	0.00	0.00	0.00	13750.00

▲ Beneficiaries experiencing greater security in project areas – male (number) (Number, Core Supplement)

	Baseline	Actual (Previous)	Actual (Current)	End Target
Value	0.00	0.00	0.00	13750.00

▶ Increase in number of community members reporting communications with members of a different group (ethnic, religious or different sub-village) (Percentage, Custom)

	Baseline	Actual (Previous)	Actual (Current)	End Target
Value	0.00	0.00	0.00	25.00
Date	01-Jul-2012	29-Dec-2015	09-Aug-2016	31-Dec-2016

Comments

To be measured in end of project assessment.

▶ Community-wide meetings achieve at least 60% participation of households (Percentage, Custom)

	Baseline	Actual (Previous)	Actual (Current)	End Target
Value	0.00	0.00	0.00	20.00
Date	01-Jan-2006	29-Dec-2015	09-Aug-2016	31-Dec-2016

Comments

This has proven to be a difficult target to meet, but data is currently being consolidate for the initial set of community-wide meetings held in 2016, so we hope to be able to update these figures soon.



▶ Number of community-wide meetings in which at least 50% of participants are women (Percentage, Custom)

	Baseline	Actual (Previous)	Actual (Current)	End Target
Value	0.00	9.62	9.62	80.00
Date	01-Jan-2006	29-Dec-2015	09-Aug-2016	31-Dec-2016

▶ Communities with improved local infrastructure facilities and/or livelihood activities implemented by the project (Number, Custom)

	Baseline	Actual (Previous)	Actual (Current)	End Target
Value	0.00	225.00	225.00	277.00
Date	01-Jan-2006	29-Dec-2015	09-Aug-2016	31-Dec-2016

Comments

Once implementation commences in the new sites for 2016, this number should increase to over 300 communities.

▶ Beneficiaries that feel project investments reflected their needs (percentage) (Percentage, Core)

	Baseline	Actual (Previous)	Actual (Current)	End Target
Value	0.00	86.00	86.00	60.00
Date	01-Jan-2006	30-Apr-2015	09-Aug-2016	31-Dec-2016

Comments

This figure comes from the 2012 independent assessment and will be updated in the 2016/17 independent assessment.

▲ Beneficiaries that feel project inv. reflected their needs - female (number) (Number, Core Supplement)

	Baseline	Actual (Previous)	Actual (Current)	End Target
Value	0.00	226981.00	226981.00	134054.00


▲ Total beneficiaries - female (number) (Number, Core Supplement)

	Baseline	Actual (Previous)	Actual (Current)	End Target
Value	0.00	251921.00	251921.00	223424.00

▲ Total beneficiaries - male (number) (Number, Core Supplement)

	Baseline	Actual (Previous)	Actual (Current)	End Target
Value	0.00	244606.00	244606.00	213584.00

▲ Beneficiaries that feel project inv. reflected their needs - male (number) (Number, Core Supplement)

	Baseline	Actual (Previous)	Actual (Current)	End Target
Value	0.00	210117.00	210117.00	128150.00

► Communities with sub-project investments that match one of top three identified priorities (Percentage, Custom)

	Baseline	Actual (Previous)	Actual (Current)	End Target
Value	0.00	100.00	100.00	30.00
Date	01-Jan-2006	29-Dec-2015	09-Aug-2016	31-Dec-2016



► Number of people's organization members who are women (Percentage, Custom)

	Baseline	Actual (Previous)	Actual (Current)	End Target
Value	0.00	45.74	45.74	40.00
Date	01-Oct-2006	29-Dec-2015	09-Aug-2016	31-Dec-2016

► Number of people's organizations with female officers (Percentage, Custom)

	Baseline	Actual (Previous)	Actual (Current)	End Target
Value	0.00	92.00	92.00	92.00
Date	01-Jan-2006	29-Dec-2015	09-Aug-2016	31-Dec-2016

► Community members who reported participation in a collective effort and also reported improved well being (Percentage, Custom)

	Baseline	Actual (Previous)	Actual (Current)	End Target
Value	0.00	38.00	38.00	30.00
Date	01-Jan-2006	29-Dec-2015	09-Aug-2016	31-Dec-2016

Comments

This figure comes from the 2012 independent assessment and will be updated following the 2016/17 independent assessment.

► Number of project-facilitated meetings conducted without incidents of conflict (Number, Custom)

	Baseline	Actual (Previous)	Actual (Current)	End Target
Value	0.00	530.00	530.00	454.00
Date	01-Oct-2006	29-Dec-2015	09-Aug-2016	30-Jun-2015



► Local communities, people's organizations and local government units perceive BDA to be a credible development partner (Percentage, Custom)

	Baseline	Actual (Previous)	Actual (Current)	End Target
Value	0.00	67.00	67.00	75.00
Date	01-Jan-2006	29-Dec-2015	09-Aug-2016	31-Dec-2016

Comments

This is taken from satisfaction ratings with BDA from the 2012 independent assessment and will be updated following the 2016/17 independent assessment.

► Number of BDA and Sajahatra Bangsamoro Project Management Team staff participating in capacity-building sessions (Number, Custom)

	Baseline	Actual (Previous)	Actual (Current)	End Target
Value	0.00	378.00	378.00	377.00
Date	01-Jan-2007	29-Dec-2015	09-Aug-2016	31-Dec-2016

Comments

The Sajahatra Bangsamoro program was closed in March 2016.

► Program partnerships forged by BDA with other organizations (Number, Custom)

	Baseline	Actual (Previous)	Actual (Current)	End Target
Value	0.00	13.00	13.00	15.00
Date	01-Jan-2006	29-Dec-2015	09-Aug-2016	31-Dec-2016

Comments

This indicator is seen as a measure of BDA's institutional maturity and credibility as it gradually adds partnerships outside MTF, which for a long time was BDA's only development partner and source of funding.



▶ Percentage of sub-projects with adequate workmanship (Percentage, Custom)

	Baseline	Actual (Previous)	Actual (Current)	End Target
Value	0.00	81.00	81.00	80.00
Date	01-Jan-2006	29-Dec-2015	09-Aug-2016	31-Dec-2016

Comments

This figure is based on assessments from the Bank's engineer. It will be updated once he is mobilized to check infrastructure subprojects in the second half of 2016.

▶ Regular monthly and quarterly reports delivered on time by BDA (Percentage, Custom)

	Baseline	Actual (Previous)	Actual (Current)	End Target
Value	0.00	5.00	5.00	10.00
Date	01-Jan-2006	29-Dec-2015	09-Aug-2016	31-Dec-2016

▶ Grievances registered related to delivery of project benefits addressed (%) (Percentage, Core)

	Baseline	Actual (Previous)	Actual (Current)	End Target
Value	0.00	95.20	95.20	100.00
Date	01-Jan-2006	29-Dec-2015	09-Aug-2016	31-Dec-2016

▲ Grievances related to delivery of project benefits that are addressed (number) (Number, Core Supplement)

	Baseline	Actual (Previous)	Actual (Current)	End Target
Value	0.00	21.00	21.00	30.00



► Training sessions provided to people's organizations (Number, Custom)

	Baseline	Actual (Previous)	Actual (Current)	End Target
Value	0.00	2144.00	2144.00	2172.00
Date	01-Jan-2006	29-Dec-2015	09-Aug-2016	31-Dec-2016

Comments

Data for this indicator is still being gathered for training undertaken in 2016. This will be updated shortly.

► Number of PO members trained in training sessions (Number, Custom)

	Baseline	Actual (Previous)	Actual (Current)	End Target
Value	0.00	5717.00	5717.00	5033.00
Date	01-Jan-2006	29-Dec-2015	09-Aug-2016	31-Dec-2016

Comments

Data for this indicator is still being gathered for training undertaken in 2016. This will be updated shortly.

► Community members perceiving people's organizations as a functional organization (Percentage, Custom)

	Baseline	Actual (Previous)	Actual (Current)	End Target
Value	0.00	84.70	84.70	50.00
Date	01-Jan-2006	29-Dec-2015	09-Aug-2016	31-Dec-2016

Comments

The figure for this is a proxy from the 2012 independent assessment and related to satisfaction with the PO, particularly with respect to operations and maintenance. This will be updated following the 201/17 independent assessment.



► Bangsamoro Development Plan delivered with at least five community consultations (Number, Custom)

	Baseline	Actual (Previous)	Actual (Current)	End Target
Value	0.00	1.00	1.00	1.00
Date	14-Nov-2013	29-Dec-2015	09-Aug-2016	30-Dec-2016

Comments

The Bangsamoro Development Plan has been delivered with over 30 community consultations at various levels both before and after drafting of the Plan.

► Number of people receiving entrepreneurship training and support (Number, Custom)

	Baseline	Actual (Previous)	Actual (Current)	End Target
Value	0.00	145.00	1045.00	805.00
Date	11-Dec-2012	29-Dec-2015	09-Aug-2016	31-Oct-2016

► Increase in income for those who start a new enterprise (Percentage, Custom)

	Baseline	Actual (Previous)	Actual (Current)	End Target
Value	0.00	0.00	0.00	50.00
Date	11-Dec-2012	29-Dec-2015	09-Aug-2016	31-Oct-2016

Comments

To be assessed in the project impact evaluation.

► Number of people who receive employment skills training (Number, Custom)

	Baseline	Actual (Previous)	Actual (Current)	End Target
Value	0.00	0.00	0.00	60.00
Date	11-Dec-2012	30-Apr-2015	09-Aug-2016	31-Oct-2016

Comments

Due to serious issues on the sustainability of the community enterprise groups, this aspect of the program has not been prioritized.



▶ Percentage of those who receive employment skills training who secure wage employment (Number, Custom)

	Baseline	Actual (Previous)	Actual (Current)	End Target
Value	0.00	0.00	0.00	70.00
Date	11-Dec-2012	30-Apr-2015	09-Aug-2016	31-Oct-2016

▶ Increase in income for those who secure wage employment (Percentage, Custom)

	Baseline	Actual (Previous)	Actual (Current)	End Target
Value	0.00	0.00	0.00	50.00
Date	11-Dec-2012	29-Dec-2015	09-Aug-2016	31-Oct-2016









▶ Number of common facilities constructed and being used by the community (Number, Custom)

	Baseline	Actual (Previous)	Actual (Current)	End Target
Value	0.00	8.00	8.00	11.00
Date	11-Dec-2012	29-Dec-2015	09-Aug-2016	31-Oct-2016

Overall Comments

Data on Financial Performance

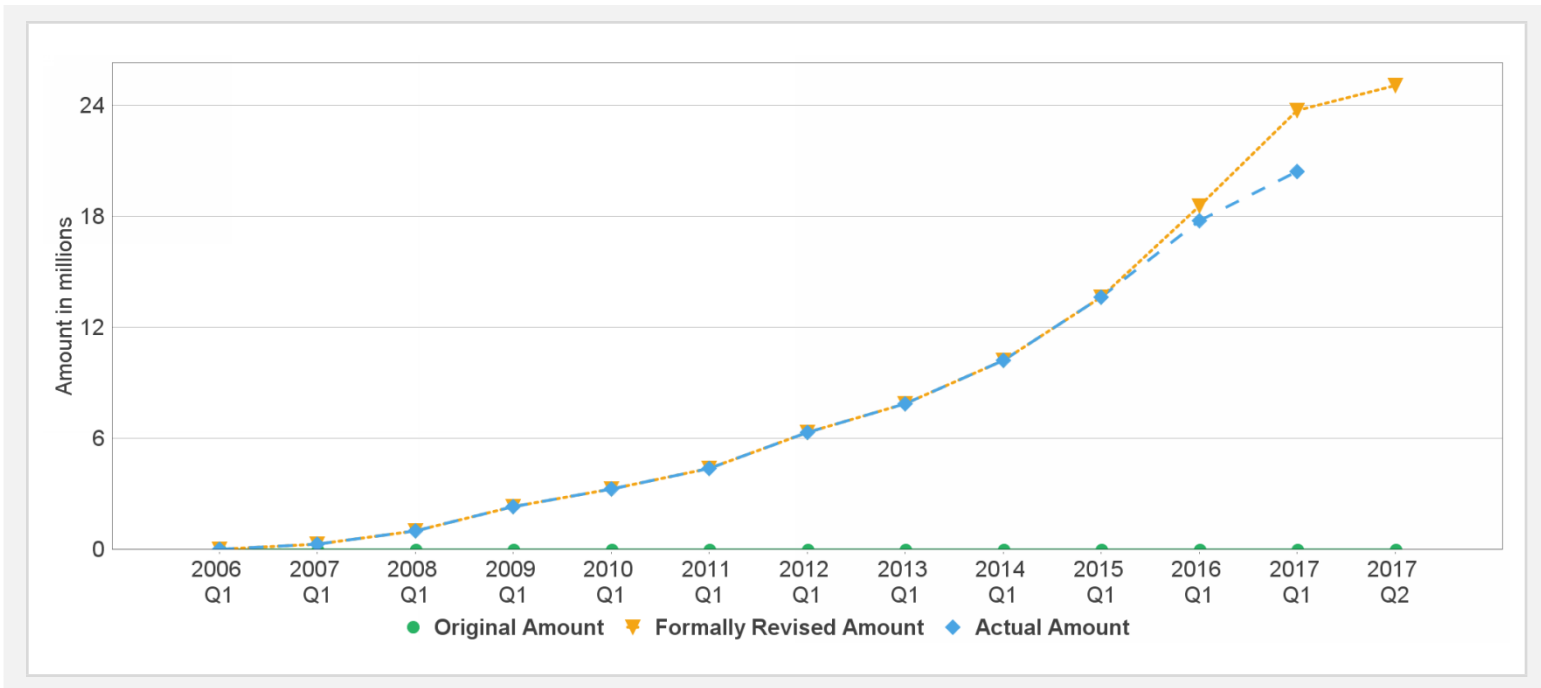
**Disbursements (by loan)**

Project	Loan/Credit/TF	Status	Currency	Original	Revised	Cancelled	Disbursed	Undisbursed	Disbursed
P095173	TF-13118	Effective	USD	2.43	2.43	0.00	2.43	0.00	 100%
P095173	TF-56041	Closed	USD	1.41	1.40	0.00	1.40	0.00	 100%
P095173	TF-57067	Closed	USD	0.60	0.56	0.04	0.56	0.00	 100%
P095173	TF-90481	Closed	USD	1.14	0.76	0.39	0.65	0.00	 85%
P095173	TF-91794	Closed	USD	0.61	0.60	0.00	0.60	0.00	 100%
P095173	TF-93781	Effective	USD	7.52	7.52	0.00	5.48	2.03	 73%
P095173	TF-95308	Closed	USD	1.15	1.12	0.03	1.13	0.00	 101%
P095173	TF-95941	Effective	USD	9.22	9.22	0.00	8.15	1.08	 88%

Key Dates (by loan)

Project	Loan/Credit/TF	Status	Approval Date	Signing Date	Effectiveness Date	Orig. Closing Date	Rev. Closing Date
P095173	TF-13118	Effective	03-Dec-2012	03-Dec-2012	03-Dec-2012	31-Dec-2015	31-Dec-2016
P095173	TF-56041	Closed	29-Dec-2005	29-Dec-2005	30-Mar-2006	31-Dec-2010	31-Dec-2010
P095173	TF-57067	Closed	20-Sep-2006	20-Sep-2006	20-Sep-2006	28-Feb-2010	28-Feb-2010
P095173	TF-90481	Closed	29-Jun-2007	29-Jun-2007	29-Jun-2007	18-Oct-2007	18-Oct-2007
P095173	TF-91794	Closed	21-Apr-2008	21-Apr-2008	21-Apr-2008	29-Oct-2010	31-Oct-2011
P095173	TF-93781	Effective	09-Mar-2009	17-Mar-2009	17-Mar-2009	30-Jun-2010	31-Dec-2016
P095173	TF-95308	Closed	26-Oct-2009	18-Nov-2009	18-Nov-2009	30-Sep-2012	30-Jun-2013
P095173	TF-95941	Effective	08-Jan-2010	13-Jan-2010	13-Jan-2010	30-Jun-2010	31-Dec-2016

Cumulative Disbursements



Restructuring History

Level Approved on 30-Jun-2011 ,Level Approved on 16-Aug-2012 ,Level Approved on 28-Sep-2012

Related Project(s)

P132238-Multi Donor Facility - PH Mindanao Reconstruction & Development ,P147008-Multi Donor Facility - PH Mindanao Reconstruction & Development ,P157966-Multi Donor Facility - PH Mindanao Reconstruction & Development