



Transforming Health Systems for Universal Care (P152394)

AFRICA | Kenya | Health, Nutrition & Population Global Practice |
IBRD/IDA | Investment Project Financing | FY 2016 | Seq No: 7 | ARCHIVED on 23-Jun-2019 | ISR36505 |

Implementing Agencies: Kenya National Treasury, Ministry of Health

Key Dates

Key Project Dates

Bank Approval Date: 15-Jun-2016

Effectiveness Date: 04-Jul-2016

Planned Mid Term Review Date: 11-Mar-2019

Actual Mid-Term Review Date: 25-Mar-2019

Original Closing Date: 30-Sep-2021

Revised Closing Date: 30-Sep-2021

Project Development Objectives

Project Development Objective (from Project Appraisal Document)

The project development objective is to improve utilization and quality of primary health care services with a focus on reproductive, maternal, newborn, child, and adolescent health services.

Has the Project Development Objective been changed since Board Approval of the Project Objective?

Yes

Board Approved Revised Project Development Objective (If project is formally restructured)

The project development objective is to improve utilization and quality of primary health care services with a focus on reproductive, maternal, newborn, child, and adolescent health services.

Components

Name

Improving Primary Health Care Results:(Cost \$150.00 M)

Strengthening Institutional Capacity:(Cost \$15.10 M)

Cross-county and Intergovernmental Collaboration, and Project Management:(Cost \$26.00 M)

Overall Ratings

Name	Previous Rating	Current Rating
Progress towards achievement of PDO	● Moderately Satisfactory	● Moderately Satisfactory
Overall Implementation Progress (IP)	● Moderately Satisfactory	● Moderately Unsatisfactory
Overall Risk Rating	● Substantial	● Substantial

Implementation Status and Key Decisions

The Transforming Health Systems for Universal Care Project (THS-UCP) aims to improve utilization and quality of primary healthcare services with a focus on reproductive, maternal, newborn, child, and adolescent health services.

A Mid-Term Review (MTR) of the Project conducted during March 25-April 5, 2019 showed implementation progress with 3 out of the 4 PDO-level indicators and 6 out of the 8 intermediate results indicators (IRIs) achieved or surpassed Year 2 targets. Under Component 1, procurement of family planning commodities is on track and the Kenya Medical Supply Authority continues to distribute these commodities to the counties according to guidance from the Division of Family Health and County Governments. All 47 counties are implementing activities prioritized in their sector annual work plans. Eight hundred Enrolled Community Health Nurses are being trained at the Kenya Medical Training College and preparations are ongoing to facilitate roll out of the Joint Health Inspection Checklist in all 47 counties in FY 2019/20.

Risks

Systematic Operations Risk-rating Tool

Risk Category	Rating at Approval	Previous Rating	Current Rating
Political and Governance	● High	● High	● High
Macroeconomic	● Moderate	● Moderate	● Moderate
Sector Strategies and Policies	● Moderate	● Moderate	● Substantial
Technical Design of Project or Program	● Substantial	● Substantial	● Substantial
Institutional Capacity for Implementation and Sustainability	● High	● High	● High
Fiduciary	● Substantial	● Substantial	● Substantial
Environment and Social	● Low	● Moderate	● Substantial
Stakeholders	● Substantial	● Substantial	● Substantial
Other	--	--	--
Overall	● Substantial	● Substantial	● Substantial

Results

PDO Indicators by Objectives / Outcomes

Improved utilization and quality of primary health care services with focus on RMNCAH services				
▶ Children younger than 1 year who were fully immunized (Percentage, Custom)				
	Baseline	Actual (Previous)	Actual (Current)	End Target
Value	73.00	75.00	82.00	76.00
Date	31-Dec-2015	29-Jun-2018	31-Mar-2019	30-Jun-2021
Comments:	The data reflected in this ISR cover the period from January 2019 until March 2019.			
▶ Pregnant women attending at least four ANC visits (Percentage, Custom)				

	Baseline	Actual (Previous)	Actual (Current)	End Target
Value	40.00	48.00	48.40	46.00
Date	31-Dec-2015	29-Jun-2018	31-Mar-2019	30-Jun-2021
Comments:	The data reflected in this ISR cover the period from January 2019 until March 2019.			
►Births attended by skilled health personnel (Percentage, Custom)				
	Baseline	Actual (Previous)	Actual (Current)	End Target
Value	57.00	63.00	63.40	64.00
Date	31-Dec-2015	29-Jun-2018	31-Mar-2019	30-Jun-2021
Comments:	The data reflected in this ISR cover the period from January 2019 until March 2019.			
►Women between the ages of 15-49 years currently using a modern FP method (Percentage, Custom)				
	Baseline	Actual (Previous)	Actual (Current)	End Target
Value	41.00	49.00	47.10	45.00
Date	31-Dec-2015	29-Jun-2018	31-Mar-2019	30-Jun-2021
Comments:	The data reflected in this ISR cover the period from January 2019 until March 2019.			
►Inspected facilities meeting safety standards (Percentage, Custom)				
	Baseline	Actual (Previous)	Actual (Current)	End Target
Value	0.00	0.00	0.00	50.00
Date	31-Dec-2015	29-Jun-2018	31-Mar-2019	30-Jun-2021
Comments:	No data is available. There has been a delay in inspections as the pilot in three counties has come to an end. It is expected that the inspections will resume and be scaled up to the remaining counties next fiscal year.			

Overall Comments

The results framework will be revised based on the findings from the Mid-Term Review as part of the upcoming restructuring paper to address data quality issues and reflect changes in implementation.

Intermediate Results Indicators by Components

Component 1: Improved primary health care results

►Health facilities providing BEmOC (Percentage, Custom)



	Baseline	Actual (Previous)	Actual (Current)	End Target
Value	39.00	38.00	28.00	60.00
Date	11-Mar-2016	29-Jun-2018	31-Mar-2019	30-Jun-2021
Comments:	The data reflected in this ISR cover the period from January 2019 until March 2019. Due to data quality issues, this indicator is proposed to be dropped as part of the upcoming restructuring.			

►Pregnant women attending ANC supplemented with IFA (Percentage, Custom)

	Baseline	Actual (Previous)	Actual (Current)	End Target
Value	31.00	66.50	69.90	40.00
Date	31-Dec-2015	29-Jun-2018	31-Mar-2019	30-Jun-2021
Comments:	The data reflected in this ISR cover the period from January 2019 until March 2019.			

►People who have received essential health, nutrition, and population (HNP) services (Number, Corporate)

	Baseline	Actual (Previous)	Actual (Current)	End Target
Value	0.00	3,596,557.00	5,377,636.00	10,060,000.00
Date	29-Sep-2016	29-Jun-2018	31-Mar-2019	30-Jun-2021
Comments:	The baseline date corresponds the date at which the Project became effective. This is a corporate indicator capturing the cumulative number of people receiving essential health services over the Project lifecycle (# deliveries attended by skilled personnel and # children aged 0 to 5 who were immunized). No Nutrition services are supported by the Project.			

▲Number of children immunized (Number, Corporate Breakdown)

	Baseline	Actual (Previous)	Actual (Current)	End Target
Value	0.00	1,921,376.00	2,852,896.00	5,400,000.00
Date	29-Sep-2016	29-Jun-2018	31-Mar-2019	30-Jun-2021

▲Number of deliveries attended by skilled health personnel (Number, Corporate Breakdown)

	Baseline	Actual (Previous)	Actual (Current)	End Target
Value	0.00	1,675,181.00	2,524,740.00	4,660,000.00
Date	29-Sep-2016	29-Jun-2018	31-Mar-2019	30-Jun-2021

Component 2: Strengthened institutional capacity

►Facilities inspected for safety standards (Percentage, Custom)

	Baseline	Actual (Previous)	Actual (Current)	End Target
Value	0.00	0.00	0.00	70.00



Date	11-Mar-2016	29-Jun-2018	31-Mar-2019	30-Jun-2021
Comments:	There is no data available for this indicator. There has been a delay in inspections as the pilot in three counties has come to an ed. It is expected that the inspections will resume and be scaled up to the remaining counties the next financial year.			
►Facilities submitting complete DHIS data in a timely manner (Percentage, Custom)				
	Baseline	Actual (Previous)	Actual (Current)	End Target
Value	76.00	84.00	82.00	85.00
Date	31-Dec-2015	29-Jun-2018	31-Mar-2019	30-Jun-2021
Comments:	The data reflected in this ISR cover the period from January 2019 until March 2019.			
►Registration of births (Percentage, Custom)				
	Baseline	Actual (Previous)	Actual (Current)	End Target
Value	67.80	60.90	70.00	80.00
Date	31-Dec-2015	29-Jun-2018	31-Mar-2019	30-Jun-2021
Comments:	Data for this indicator is still preliminary and is subject to the final verification report.			
►RMNCAH related operations research completed to inform policy/strategy (Number, Custom)				
	Baseline	Actual (Previous)	Actual (Current)	End Target
Value	0.00	0.00	0.00	3.00
Date	11-Mar-2016	29-Jun-2018	31-Mar-2019	30-Jun-2021
►A benefit package developed, costed, and disseminated (Number, Custom)				
	Baseline	Actual (Previous)	Actual (Current)	End Target
Value	0.00	0.00	0.00	1.00
Date	11-Mar-2016	29-Jun-2018	31-Mar-2019	30-Jun-2021
Comments:	This value for this indicator is still 0 because the benefit package has not yet been disseminated publicly.			

Component 3: Cross-county/intergovernmental collaboration and project management




►Functional community units (Number, Custom)

	Baseline	Actual (Previous)	Actual (Current)	End Target
Value	1,549.00	2,926.00	3,145.00	2,400.00
Date	31-Dec-2015	29-Jun-2018	31-Mar-2019	30-Jun-2021

► Grievances registered related to delivery of project benefits that are addressed (Percentage, Custom)				
	Baseline	Actual (Previous)	Actual (Current)	End Target
Value	0.00	0.00	0.00	80.00
Date	31-Dec-2015	29-Jun-2018	31-Mar-2019	30-Jun-2021
Comments:	While the instruments and guidance were developed, there have been delays in rolling them out.			
► Implementing entities submitting the annual FM and technical report on time (Percentage, Custom)				
	Baseline	Actual (Previous)	Actual (Current)	End Target
Value	0.00	100.00	100.00	80.00
Date	11-Mar-2016	29-Jun-2018	31-Mar-2019	30-Jun-2021

Data on Financial Performance

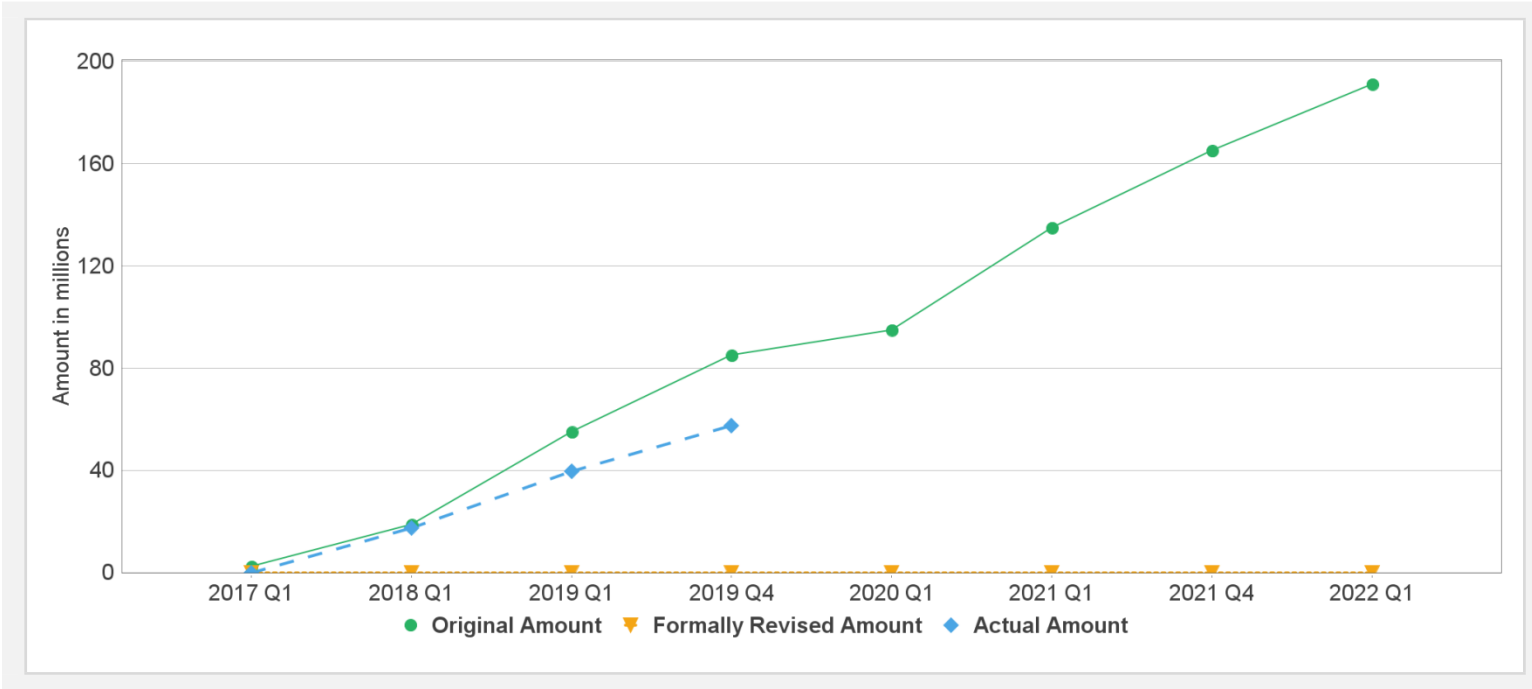
Disbursements (by loan)

Project	Loan/Credit/TF	Status	Currency	Original	Revised	Cancelled	Disbursed	Undisbursed	% Disbursed
P152394	IDA-58360	Effective	USD	150.00	150.00	0.00	39.16	106.90	 27%
P152394	TF-A2561	Effective	USD	40.00	40.00	0.00	17.83	22.17	 45%
P152394	TF-A2792	Effective	USD	1.10	1.10	0.00	0.44	0.66	 40%

Key Dates (by loan)

Project	Loan/Credit/TF	Status	Approval Date	Signing Date	Effectiveness Date	Orig. Closing Date	Rev. Closing Date
P152394	IDA-58360	Effective	15-Jun-2016	04-Jul-2016	29-Sep-2016	30-Sep-2021	30-Sep-2021
P152394	TF-A2561	Effective	15-Jun-2016	04-Jul-2016	29-Sep-2016	30-Sep-2021	30-Sep-2021
P152394	TF-A2792	Effective	15-Jun-2016	04-Jul-2016	04-Jul-2016	30-Jun-2020	30-Jun-2020

Cumulative Disbursements



Restructuring History

There has been no restructuring to date.

Related Project(s)

There are no related projects.