



Cyprus

PISA 2015



TAKEAWAYS

- Cyprus participated in PISA for the first time in 2012. In 2015, it performed below the average for ECA countries, and much lower than other countries with similar levels of GDP per capita.
- About 40 percent of students scored below basic proficiency in all subjects.
- There is a considerable gap in science performance by ESCS, with more than 75 points difference—equivalent to 2.5 years of schooling—between the bottom 25 percent and top 25 percent.
- Female students performed better than males—by nearly 2 years of schooling—in reading. Performance in math is gender-neutral.



SCORES OVER TIME

	SCIENCE	READING	MATH
2000	-	-	-
2003	-	-	-
2006	-	-	-
2009	-	-	-
2012	438	449	440
2015	433	443	437



ABOUT PISA

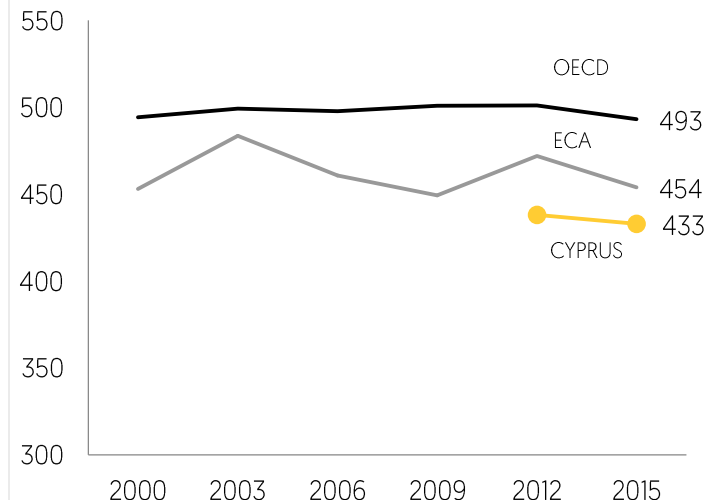
PISA is the OECD's benchmarking tool to assess achievement and application of key knowledge and skills of 15 year-olds. PISA tests proficiency in mathematics, reading, science, and problem-solving. In 2015, 72 countries and economies [22 ECA client countries and economies] participated in PISA. PISA was launched in 2000 and is conducted every three years. Roughly, 30 points in the PISA scales are considered equivalent to one year of schooling.

Note: In 2015, the OECD introduced several improvements to the design, administration, and scaling of PISA. For the most part, these changes did not affect the comparability of the 2015 results with those for previous assessments. For further information and implications for analyses of PISA data, please consult the PISA 2015 international report.



SCIENCE TRENDS

Science Score



Note: Science score points are comparable for PISA 2006, 2009, 2012, and 2015 only [OECD, 2016].

Cyprus

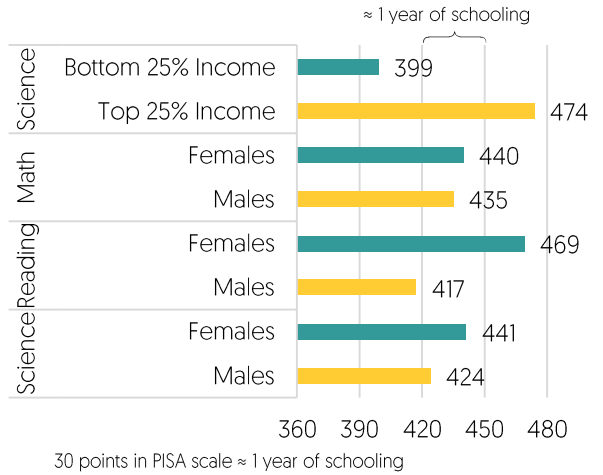
PISA 2015



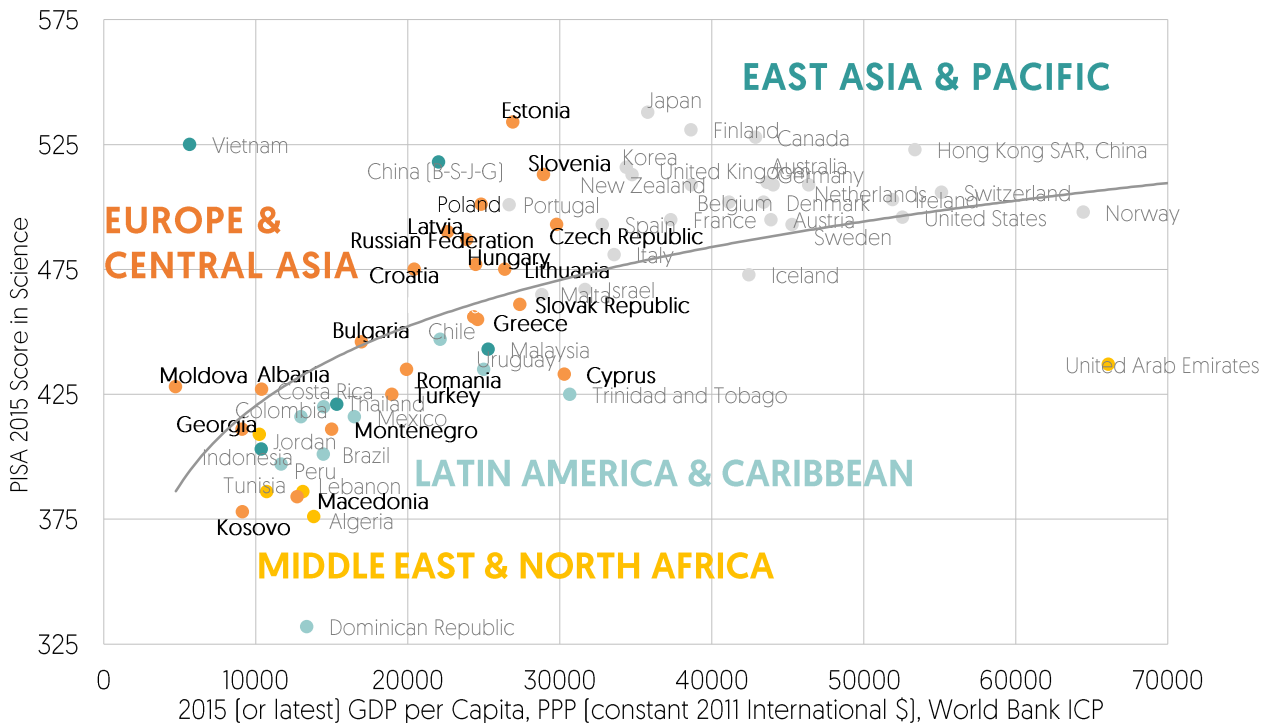
STUDENT PERFORMANCE



EQUITY PROFILE



PISA PERFORMANCE AND GDP PER CAPITA



Source: OECD, 2016. PISA 2015 Results [Volume 1]: Excellence and Equity in Education. Paris: OECD.