



## Education Quality Improvement Project (P126364)

LATIN AMERICA AND CARIBBEAN | El Salvador | Education Global Practice |  
IBRD/IDA | Investment Project Financing | FY 2012 | Seq No: 12 | ARCHIVED on 08-Dec-2017 | ISR29421 |

Implementing Agencies: Republic of El Salvador, Ministry of Education

### Key Dates

#### Key Project Dates

Bank Approval Date:13-Dec-2011

Effectiveness Date:15-May-2012

Planned Mid Term Review Date:18-Jul-2016

Actual Mid-Term Review Date:17-Oct-2016

Original Closing Date:31-Dec-2017

Revised Closing Date:31-Dec-2018

### Project Development Objectives

Project Development Objective (from Project Appraisal Document)

The objective of the Project is to improve access, retention and graduation rates for students in the Lower Secondary Education and the Upper Secondary Education of the Borrower's public schools adopting the Inclusive Full Time School Model (IFTS Model).

Has the Project Development Objective been changed since Board Approval of the Project Objective?

No

### Components

Name

Adoption of the IFTS Model:(Cost \$55.36 M)

Improvement of MINED's Institutional Capacity and the Schooling System's Governance:(Cost \$4.00 M)

### Overall Ratings

Name	Previous Rating	Current Rating
Progress towards achievement of PDO	● Moderately Satisfactory	● Moderately Satisfactory
Overall Implementation Progress (IP)	● Moderately Satisfactory	● Satisfactory
Overall Risk Rating	● Moderate	● Moderate

### Implementation Status and Key Decisions



Project implementation has continued to improve substantially with a large focus placed on understanding the IFTS model during the last 12 months of implementation in order to improve the model and implement measures to ensure its sustainability. A holistic evaluation of the model will take place during 2018 and is particularly important, as the Ministry of Education has made this model its highest priority and other donors, such as the Millennium Challenge Corporation (MCC), who have funded subsequent phases of the model, will draw on results of the evaluation to make decisions regarding their own funding.

## Risks

### Systematic Operations Risk-rating Tool

Risk Category	Rating at Approval	Previous Rating	Current Rating
Political and Governance	--	● Low	● Low
Macroeconomic	--	● Substantial	● Substantial
Sector Strategies and Policies	--	● Moderate	● Moderate
Technical Design of Project or Program	--	● Moderate	● Moderate
Institutional Capacity for Implementation and Sustainability	--	● Substantial	● Substantial
Fiduciary	--	● Moderate	● Moderate
Environment and Social	--	● Moderate	● Moderate
Stakeholders	--	● Moderate	● Moderate
Other	--	--	--
Overall	--	● Moderate	● Moderate

## Results

### Project Development Objective Indicators

#### ► Improvement in the Access Rate for lower secondary education (Percentage, Custom)

	Baseline	Actual (Previous)	Actual (Current)	End Target
Value	96.60	95.17	95.17	96.60
Date	31-Jul-2013	17-Apr-2017	17-Apr-2017	31-Dec-2018

#### ► Improvement in the Access Rate for upper secondary education (Percentage, Custom)

	Baseline	Actual (Previous)	Actual (Current)	End Target



Value	78.00	79.96	80.00	78.00
Date	31-Jul-2013	17-Apr-2017	27-Nov-2017	31-Dec-2018

► Improvement in the Retention Rate for lower secondary education (Percentage, Custom)

	Baseline	Actual (Previous)	Actual (Current)	End Target
Value	91.00	90.87	91.68	91.00
Date	31-Jul-2013	15-Jun-2017	27-Nov-2017	31-Dec-2018

► Improvement in the Retention Rate for upper secondary education (Percentage, Custom)

	Baseline	Actual (Previous)	Actual (Current)	End Target
Value	92.50	90.01	90.56	92.50
Date	31-Jul-2013	15-Jun-2017	27-Nov-2017	31-Dec-2018

► Improvement in the Graduation Rate for lower secondary education (Percentage, Custom)

	Baseline	Actual (Previous)	Actual (Current)	End Target
Value	69.00	66.38	67.90	69.00
Date	31-Jul-2013	15-Jun-2017	27-Nov-2017	31-Dec-2018

► Improvement in the Graduation Rate for upper secondary education (Percentage, Custom)



	Baseline	Actual (Previous)	Actual (Current)	End Target
Value	71.50	66.89	68.20	71.50
Date	31-Jul-2013	17-Apr-2017	27-Nov-2017	31-Dec-2018

► Number of schools that fully adopt the Inclusive Full-time School Model (Number, Custom)

	Baseline	Actual (Previous)	Actual (Current)	End Target
Value	22.00	155.00	160.00	213.00
Date	31-Jul-2013	15-Jun-2017	27-Nov-2017	31-Dec-2018

Overall Comments

**Intermediate Results Indicators**

► Direct project beneficiaries (Number, Custom)

	Baseline	Actual (Previous)	Actual (Current)	End Target
Value	96,549.00	93,900.00	39,873.00	96,549.00
Date	31-Jul-2013	15-Jun-2017	06-Dec-2017	31-Dec-2018

▲ Female beneficiaries (Percentage, Custom Supplement)

	Baseline	Actual (Previous)	Actual (Current)	End Target
Value	49.00	50.20	52.20	49.00



► Number of certified teachers from lower and upper secondary school (Number, Custom)

	Baseline	Actual (Previous)	Actual (Current)	End Target
Value	0.00	1,049.00	1,309.00	1,500.00
Date	31-Jul-2013	17-Apr-2017	06-Dec-2017	31-Dec-2018

► Number of certified directors (Number, Custom)

	Baseline	Actual (Previous)	Actual (Current)	End Target
Value	0.00	0.00	0.00	285.00
Date	31-Jul-2013	17-Apr-2017	06-Dec-2017	31-Dec-2018

► Number of certified teacher trainers (Number, Custom)

	Baseline	Actual (Previous)	Actual (Current)	End Target
Value	0.00	0.00	519.00	750.00
Date	31-Jul-2013	17-Apr-2017	06-Dec-2017	31-Dec-2018

► Number of IFTS that are being equipped with educational material and equipment (Number, Custom)

	Baseline	Actual (Previous)	Actual (Current)	End Target
Value	35.00	195.00	195.00	195.00
Date	31-Jul-2013	15-Jun-2017	06-Dec-2017	31-Dec-2018



► Number of newly built or renovated facilities (Number, Custom)

	Baseline	Actual (Previous)	Actual (Current)	End Target
Value	0.00	359.00	697.00	697.00
Date	31-Jul-2013	17-Apr-2017	06-Dec-2017	31-Dec-2018

► Number of IFTS being renovated under the Project (Number, Custom)

	Baseline	Actual (Previous)	Actual (Current)	End Target
Value	0.00	17.00	19.00	36.00
Date	31-Jul-2013	15-Jun-2017	06-Dec-2017	31-Dec-2018

► Number of IFTS that receive transfers for repairs or other minor works (Number, Custom)

	Baseline	Actual (Previous)	Actual (Current)	End Target
Value	60.00	209.00	210.00	195.00
Date	31-Jul-2013	15-Jun-2017	06-Dec-2017	31-Dec-2018

► Number of students in grades 7 to 9 that have 30 or more weekly hours of pedagogical activities coordinated by the school (Number, Custom)

	Baseline	Actual (Previous)	Actual (Current)	End Target
Value	0.00	6,259.00	6,259.00	12,604.00
Date	31-Jul-2013	15-Jun-2017	15-Jun-2017	31-Dec-2018



► Number of students transported to school in the Integrated System (Number, Custom)

	Baseline	Actual (Previous)	Actual (Current)	End Target
Value	0.00	4,161.00	6,661.00	10,000.00
Date	31-Jul-2013	15-Jun-2017	06-Dec-2017	31-Dec-2018

► Number of "Integrated Systems" with a monitoring system (Number, Custom)

	Baseline	Actual (Previous)	Actual (Current)	End Target
Value	0.00	0.00	0.00	40.00
Date	31-Jul-2013	15-Jun-2017	06-Dec-2017	31-Dec-2018

► Number of "Integrated Systems" that implemented the communication strategy for IFTS (Number, Custom)

	Baseline	Actual (Previous)	Actual (Current)	End Target
Value	0.00	37.00	35.00	40.00
Date	31-Jul-2013	15-Jun-2017	06-Dec-2017	31-Dec-2018

► Municipalities that have started a process evaluation of the governance system (Number, Custom)

	Baseline	Actual (Previous)	Actual (Current)	End Target
Value	0.00	0.00	0.00	7.00
Date	31-Jul-2013	17-Apr-2017	06-Dec-2017	31-Dec-2018



► Baseline survey for evaluation has been collected (Yes/No, Custom)

	Baseline	Actual (Previous)	Actual (Current)	End Target
Value	N	Y	Y	Y
Date	31-Jul-2013	17-Apr-2017	06-Dec-2017	31-Dec-2018

► Follow-up survey for impact evaluation has been collected (Yes/No, Custom)




	Baseline	Actual (Previous)	Actual (Current)	End Target
Value	N	N	N	Y
Date	31-Jul-2013	17-Apr-2017	06-Dec-2017	31-Dec-2018

**Overall Comments**

The indicator for Project Beneficiaries has dropped substantially because of a change in indicator calculation. Prior to 2015, the indicator was calculated for 101 Integrated Systems, whereas now it is calculated for 40 Integrated Systems. Previous ISRs did not reflect this change in indicator calculation.

## Data on Financial Performance

### Disbursements (by loan)

Project	Loan/Credit/TF	Status	Currency	Original	Revised	Cancelled	Disbursed	Undisbursed	Disbursed
P126364	IBRD-81100	Effective	USD	60.00	60.00	0.00	46.42	13.58	 77%
P126364	TF-10361	Closed	USD	0.13	0.13	0.00	0.13	0.00	 100%
P126364	TF-14166	Closed	USD	0.10	0.00	0.10	0.00	0.00	 100%

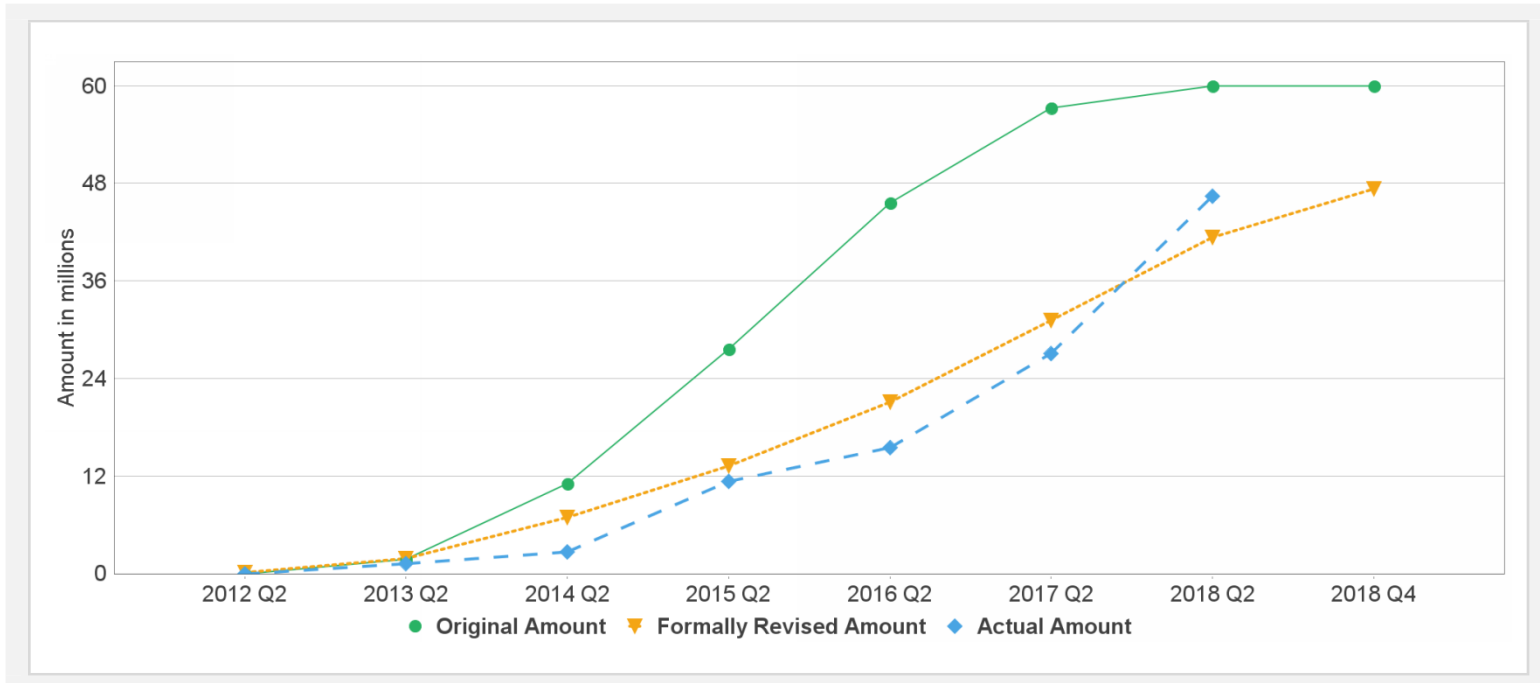
### Key Dates (by loan)

Project	Loan/Credit/TF	Status	Approval Date	Signing Date	Effectiveness Date	Orig. Closing Date	Rev. Closing Date
P126364	IBRD-81100	Effective	13-Dec-2011	14-Mar-2012	15-May-2012	31-Dec-2017	31-Dec-2018
P126364	TF-10361	Closed	25-Aug-2011	12-Sep-2011	12-Sep-2011	30-Jun-2014	30-Jun-2014
P126364	TF-14166	Closed	09-Oct-2013	09-Oct-2013	09-Oct-2013	30-Jun-2015	30-Jun-2015





## Cumulative Disbursements



## Restructuring History

Level 1 Approved on 24-Jan-2013 ,Level 2 Approved on 13-Jul-2015 ,Level 2 Approved on 28-Jun-2017

## Related Project(s)

There are no related projects.