MOZAMBIQUE

Quick Facts

CPIA Score	Change from previous year	Highest performing cluster	Lowest performing cluster
3.2	—	3.4	2.8
Above SSA IDA Avg.	No change	(Policies for Social Inclusion and Equity)	(Economic Management)

Population (millions)	29.7
GDP (current US$, billions)	12.3
GDP per capita (current US$)	416
Poverty below US$1.90 a day (% of population, 2013, est.)	64

(2017)

Country Policy and Institutional Assessment 2017

Indicator	Mozambique	SSA IDA Average
Economic Management	**2.8**	**3.2**
Monetary and Exchange Rate Policy	3.5	3.4
Fiscal Policy	2.5	3.0
Debt Policy	2.5	3.1
Structural Policies	**3.3**	**3.2**
Trade	4.0	3.7
Financial Sector	3.0	2.8
Business Regulatory Environment	3.0	3.1
Policies for Social Inclusion and Equity	**3.4**	**3.2**
Gender Equality	3.5	3.2
Equity of Public Resource Use	3.0	3.3
Building Human Resources	4.0	3.6
Social Protection and Labor	3.0	3.0
Policies and Institutions for Environmental Sustainability	3.5	3.2
Public Sector Management and Institutions	**3.1**	**3.0**
Property Rights and Rule-Based Governance	2.5	2.8
Quality of Budgetary and Financial Management	3.5	3.1
Efficiency of Revenue Mobilization	4.0	3.4
Quality of Public Administration	3.0	2.8
Transparency, Accountability, and Corruption in the Public Sector	2.5	2.7
Overall CPIA Score	**3.2**	**3.1**

Definitions:

- CPIA: Country Policy and Institutional Assessment
- IDA: International Development Association, the arm of the World Bank Group that provides credits to the poorest countries
- SSA: Sub-Saharan Africa
- Poverty is based on PovcalNet poverty data as of June 2018
- The cutoff date for the World Development Indicators database is June 2018.

Average scores for comparisons refer to country groupings as follows:

- **IDA Borrowing Countries**: 73 countries eligible for IDA credits and with CPIA scores in 2017
- **SSA IDA Countries**: 38 SSA IDA countries that had CPIA scores in 2017
- **Fragile Countries in SSA**: 17 countries with CPIA scores included in the World Bank's Harmonized Fragile List for fiscal year 2019
- **Non-Fragile Countries in SSA**: 21 IDA-eligible countries (excluding fragile countries)
- **Fragile Countries outside SSA**: 13 countries with CPIA scores included in the World Bank's Harmonized Fragile List for fiscal year 2019
- **Non-Fragile Countries outside SSA**: 22 IDA-eligible countries (excluding fragile countries)

Trend

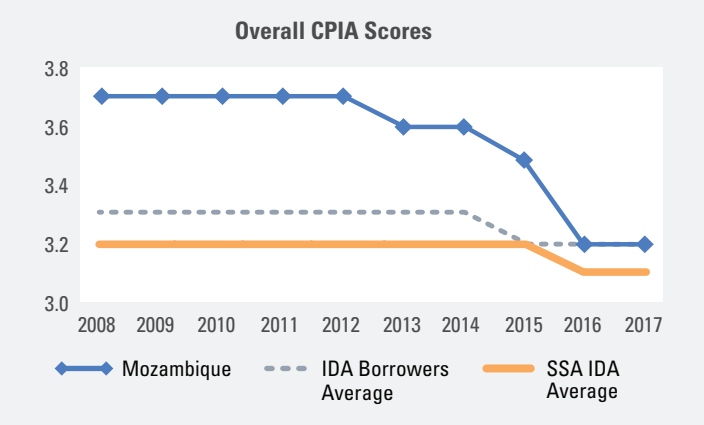

Comparison

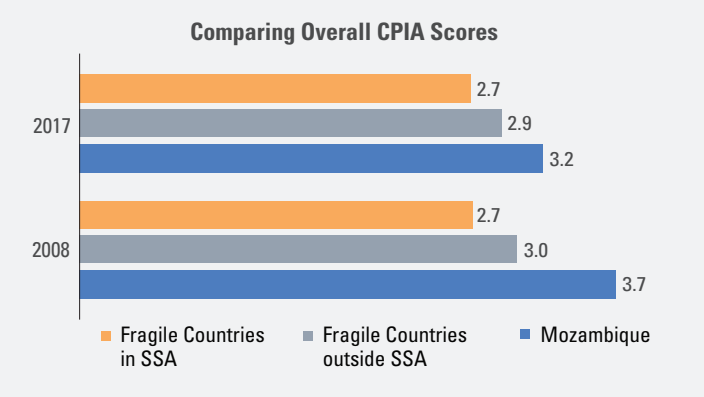

Progress

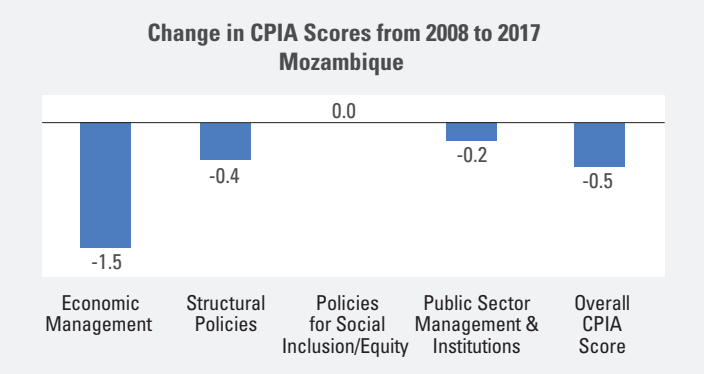

NOTES: The CPIA consists of 16 criteria grouped in four equally weighted clusters: Economic Management, Structural Policies, Policies for Social Inclusion and Equity, and Public Sector Management and Institutions. For each of the 16 criteria, countries are rated on a scale of 1 (low) to 6 (high). The scores depend on the level of performance in a given year assessed against the criteria, rather than on changes in performance compared with the previous year. The ratings depend on actual policies and performance, rather than on promises or intentions. The ratings reflect a variety of indicators, observations, and judgments originated in the World Bank or elsewhere. For details, see: **www.worldbank.org/africa/CPIA**.